



**Columbia ParCar Corp.
Parts Manual**

Eagle

P4E-LE, P4E-SE

NEV2-MGN, NEV2-GN, NEV2-TN

PREFACE

Welcome, and congratulations on your choice of the Columbia Electric Vehicle from Columbia ParCar Corp.!

Some of the equipment in this manual may not apply to your vehicle, depending on which model you have.

If your vehicle is a Low Speed Vehicle (LSV), commonly referred to as a Neighborhood Electric Vehicle (NEV) or a Personal Transportation Vehicle (PTV) they meet the requirements of the National Highway Traffic & Safety Administration (NHTSA) as stated in the Code of Federal Regulations, Title 49, Part 571, Standard 500, Low Speed Vehicles.

To the best knowledge of Columbia ParCar Corp., the material contained herein is accurate as of the date this publication was approved for printing. Columbia Par-Car Corp. is not liable for errors in this manual or for incidental or consequential damages that result from the use of the material in this manual. Columbia ParCar Corp. reserves the right to change specifications, equipment or designs at any time without notice and without incurring obligation.

This manual contains proprietary information that is protected by copyright. All rights are reserved. No part of this manual may be photocopied, reproduced, or translated to another language without the written consent of Columbia ParCar Corp.

Columbia ParCar Corp. products are manufactured under one or more of the following U.S. Patents - 2986162, 2987934, 3116089, 3144631, 3144860, 3229792, 3434887, 3559773, 3673359, 3680403, 3683716, 3709317, 4648473, Des. 225626.



Columbia ParCar Corp.

A member of the Nordic Group of Companies
1115 Commercial Avenue, Reedsburg, WI 53959
Phone - 608.524.8888 Fax - 608.524.8380
www.parcar.com

INDEX

SECTION 1 Accelerator and Brake Linkage

Bucket Seat Unit – Hand Parking Brake Assembly	1-1
Accelerator/Hydraulic Brakes.....	1-3
Hydraulic Brake Pedal Linkage.....	1-7
Accelerator Assembly – Mechanical Brakes.....	1-9
Master Cylinder, Brake Lines & Fittings.....	1-11
Mechanical Brake Pedal Assembly w/ Lights	1-14
Mechanical Brake Pedal Assembly w/o Lights	1-16
SPCC Mechanical Brake Pedal Assembly w/ Lights	1-18
SPCC Mechanical Brake Pedal Assembly w/o Lights	1-20
Mechanical Brake Pedal Rod Attachment	1-22
Parking Brake Catch	1-23
Mechanical Brakes w/LAD	1-24
Conversion Kit – Add Front Hydraulic Brakes	1-26

SECTION 2 Steering and Front Suspension

Front Wheel Assembly with Brakes – LH.....	2-1
Hub Assembly – P4,	2-3
Front Suspension – LE.....	2-4
Front Suspension - SE	2-8
Steering Column	2-13
Rack & Pinion Assembly.....	2-15

SECTION 3 Rear Suspension, Motor and Axles

Rear Suspension and Motor	3-1
Motor, Sep Ex, Heavy Duty, W/Tach	3-4
Axle	3-5
Gear Set.....	3-8
Axle Brace.....	3-9
Mechanical Brake Assembly.....	3-10
Hydraulic Brake Assembly	3-12
Motor, Sep Ex, Std Duty.....	3-14

SECTION 4 Body, Seating and Console Instrumentation

Body – Bucket Seats.....	4-1
Body – Bench Seats, Handrails	4-3
Body Touring.....	4-5
Console	4-7
Dash.....	4-8
Front Hood and Cover.....	4-11
Front Wraparound Bumper	4-12
Front DuroBumper	4-13
Rear Bumpers	4-14
Bag Rack – Single/Twin Sweater.....	4-15
Seat Belts – Bench Seats	4-17
Seat Belts – Bucket Seats	4-19
Seat Belts – Rear Facing Seats.....	4-20
Seat Belts – Utility Bucket Seats.....	4-22
Suntop – Bench Seats	4-23
80" Suntop – Bench Seats	4-24
Suntop – Bucket Seats.....	4-25
Bagwell Liner Kit	4-29
Side Fender Scuff Guard Kit.....	4-29
Front Heel Guard Kit	4-29
Executive Trim Heel & Bagwell.....	4-29
Executive Trim Complete	4-29

SECTION 5 Electrical System

Main Wire Harness..... 5-1
 Main Wire Harness Schematic..... 5-2
 12 V Electrical Accessory Supply 5-3
 DC/DC Converter Wiring..... 5-4
 12 V Electrical Accessory..... 5-5
 DC-DC Converter 5-6
 12 V Accessory Schematic 5-7
 Back-Up Lights Harness Schematic 5-8
 Back-Up Lights Harness Schematic Ace + 5-9
 Control Panel Components 5-10
 Charger & Battery 5-12
 Delta Q Charger With Remote LED 5-14
 Pot Box Adapter Harness..... 5-15
 Kit, High Output Charger 48V 5-16
 Pro Charger 18A 5-17

SECTION 6 Wheels and Hub Caps

Wheels Assemblies..... 6-1

SECTION 7 Accessories

Battery Watering System 7-1
 Decks 7-2
 Outback Box, Steel 7-3
 Outback Box, Aluminum..... 7-6
 Heater..... 7-7
 Mirrors 7-8
 Speedometer..... 7-9
 Trunk 7-13
 Windshield Wiper 7-14
 Rear Facing Seat 7-16
 Cargo Rear Facing Seat 7-19
 Rear Facing Seat Cushions 7-22
 Windshields..... 7-23
 Enclosure 7-24
 Headlight Kit..... 7-25
 License Plate Light & Reflectors 7-26
 Front License Bracket 7-27
 Amber Strobe Light – Suntop..... 7-28

Note:

Starting in February of 2015, Columbia started implementing the use of textured black paint instead of satin black on certain accessories. When ordering black coated parts it may be necessary to state if they have the satin finish or the textured finish.

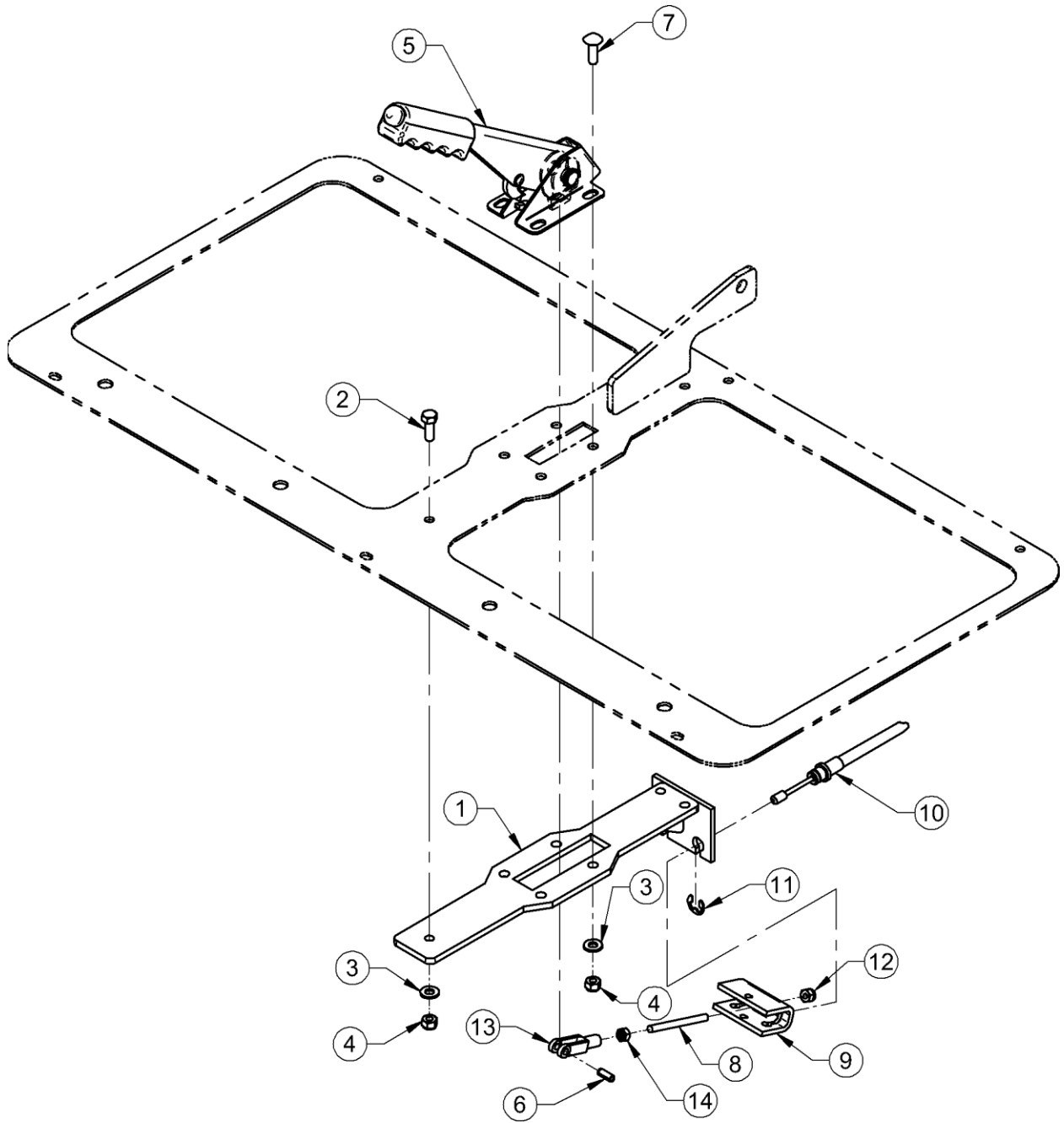
CHANGE HISTORY – P4, NEV2		
DATE	DESCRIPTION	BY
12/20/10	Issued	TS
7/11/14	Deleted 760614 lug nut & 760613 cap	TS
7/29/14	Added axle part 7538 locking flange nut	TS
8/14/14	Added High Output Charger Kit	TS
10/7/14	Changes made to bag rack and basket	TS
3/31/15	Added note about the black finish changing & added battery washers	TS
4/30/15	Added Pro Charger 18A, changed brake pads	TS

Eagle Parts Manual

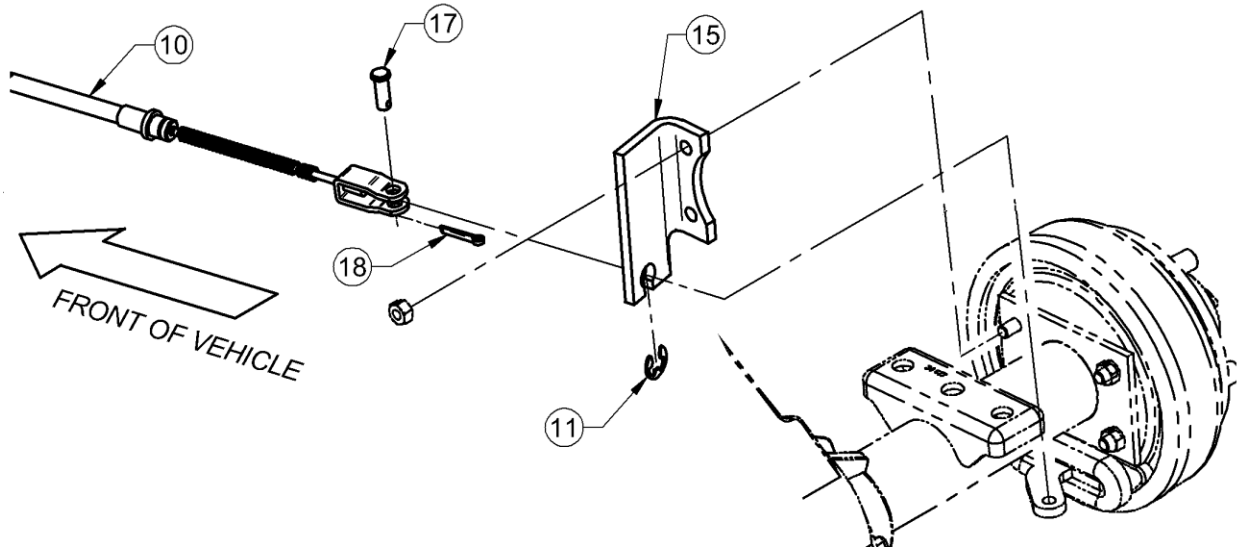
Section 1

Accelerator and Brake Linkage

BUCKET SEAT UNIT – HAND PARKING BRAKE ASSEMBLY



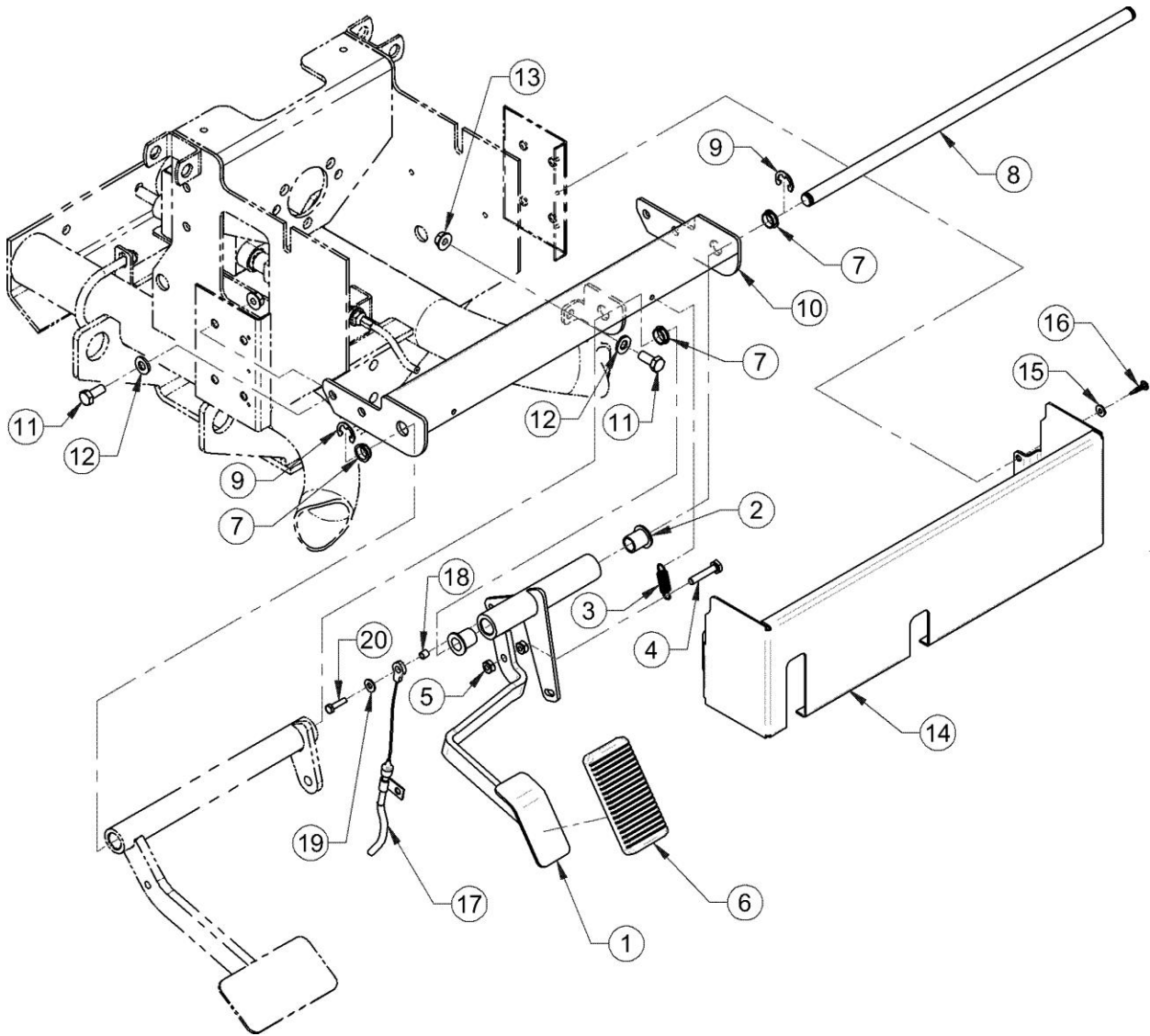
BUCKET SEAT UNIT – HAND PARKING BRAKE ASSEMBLY (Cont.)



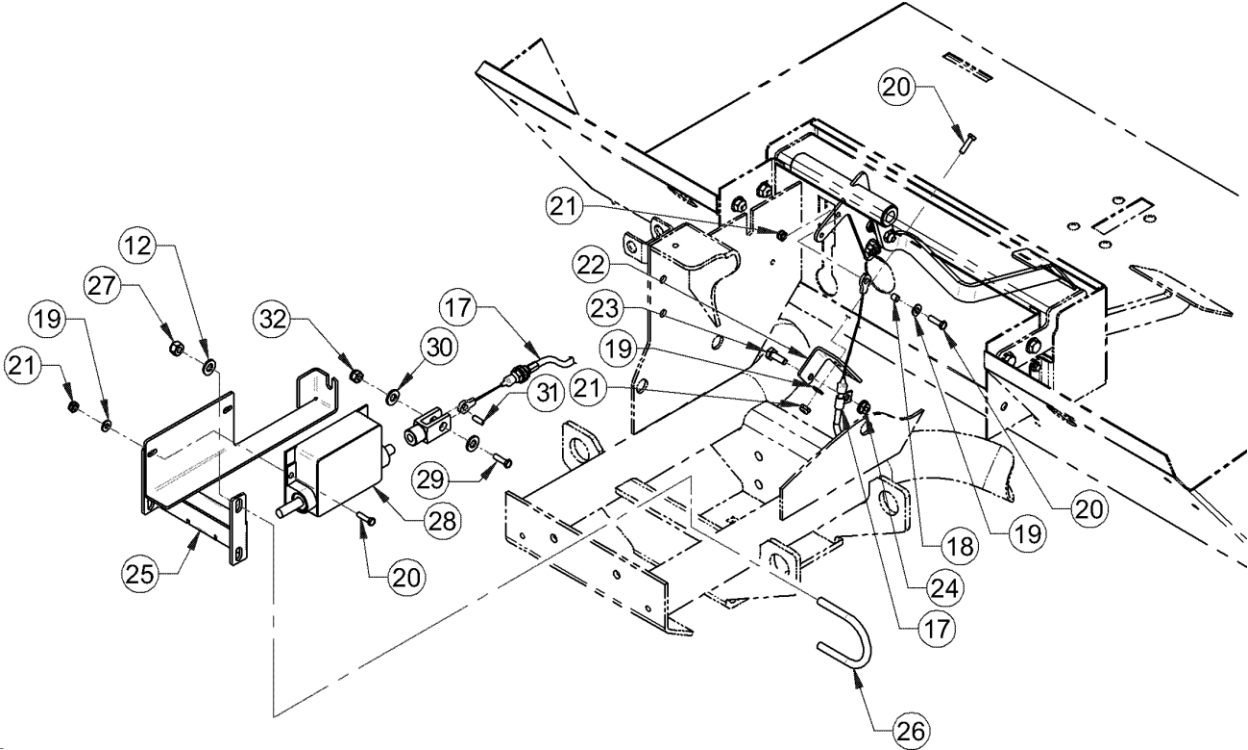
ITEM	CPC P/N	DESCRIPTION	QTY	SI P/N
1	51520-10	STIFFENER, SEAT BASE	1	307526
2	3991	SCREW, 5/16-18 X 7/8, HEX HEAD CAP, GR 5	3	719643
3	6702-B	WASHER, 5/16 FLAT, STEEL	7	719810
4	7739	NUT, 5/16-18, NE, NYLOC, GR A	7	719892
5	41721-04	PARKING BRAKE HANDLE, SEAT MOUNTED	1	509905
6	625	ROLL PIN, Ø1/4 X 5/8	1	719121
7	5400-BS	BOLT, 5/16-18 X 1, CARRIAGE, GR 5	4	719744
8	41512-08	ROD, 1/4 -28 X 3.00	1	719364
9	4202-89	BRAKE CABLE EQUALIZER	1	509154PL
10	42370-02	CABLE, BRAKE, 42"	2	709818
10A	42400-89B	CABLE, BRAKE, 48" MECH BRAKES	2	709091
11	11040	E-RING	4	719515
12	7683	NUT 1/4-28, NE, NYLOC, GR A	1	719877
13	73062-86A	YOKE, CLEVIS, 1/4-28 RH	1	719854
14	7676	NUT, 1/4-28, HEX, FULL, GR 2	1	719874
15	47756-88	BRACKET, BRAKE CABLE, PASSENGER	1	510209
16*	47757-88	BRACKET, BRAKE CABLE, DRIVER	1	510210
17	497	CLEVIS PIN, 5/16 X 7/8 YELLOW/ZINC	1	719713
18	520-W	PIN, COTTER 1/8 X 1 YELLOW/ZINC	1	719728

* NOT SHOWN

ACCELERATOR/HYDRAULIC BRAKES



ACCELERATOR/HYDRAULIC BRAKES (Cont.)



ACCELERATOR/HYDRAULIC BRAKES (Cont.)

ITEM	CPC P/N	DESCRIPTION	QTY	SEATS P/N
1	106727	BRAKE PEDAL		306727
2	10514	BEARING, .50" ID X .62" OD X .75" L, FLANGED	1	719262
3	11816	SPRING, ACCELERATOR PEDAL RETURN	1	709711
4	3993	SCREW, 1/4-20 X 1-1/4, HHCS, GR 5	1	719644
5	7688-B	NUT, 1/4-20, HEX, FULL, GR 2	1	719880
6	40582-02	PAD, ACCEL PEDAL	1	709808
7	10515	BEARING, CLIP, .500" I.D.	2	719093
8	42361-02	ROD, PEDAL PIVOT	1	709817
9	11040	E-RING, .562, REINFORCED PHOS	1	719515
10	106725	PEDAL MOUNT	1	306725
11	3987-BS	SCREW, 5/16-18 X 3/4, HHCS, GR 5	1	719642
12	6702-B	WASHER, 5/16, SAE FLAT	2	719810
13	7525	NUT, 5/16-18, SERRATED FLANGE LOCK, GR A	1	719864
14	42434-02	COVER, PEDAL MODULE	1	510411
15	6912-B	WASHER, # 8, SAE FLAT	1	719817
16	2653-B	SCREW, 10-16 X 3/4, HWH, TEK	1	719583
17**	40553-07A	CABLE, SPEEDSWITCH	1	760641
18	5760	SPACER, .192 ID X .25 OD X .25 THK, BRASS	1	719769
19	6716	WASHER, #10, SAE, FLAT	3	719812
20	2339	SCREW, 10-24 X 3/4", HHMS	3	719551
21	7624	NUT, 10-24, NM NYLOC, GR A	3	719870
22**	70228-07	TAB, CABLE MOUNTING	1	511335
23**	3787-B	SCREW, 1/4-20 X 3/4, HHCS, G5	1	719636
24**	7724-B	NUT, 1/4-20, SERRATED FLANGE LOCK, GR A	1	719887
25**	40551-07	MOUNTING BRACKET -LINEAR ACCELERATOR	1	308613
26**	5211	U-BOLT, 5/16-18 X 2 11/16" DP X 2" W X 1" THD	1	719734
27**	7739	NUT, 5/16-18, NE, NYLOC, GR A	1	719892
28	70226-07	LINEAR ACCELERATOR DEVICE	1	759803
29**	708649	SCREW, 10-24X1 1/4 HH	1	708649
30**	6716	WASHER, # 10	2	719812
31**	759824	SPACER, NYLON	1	759824
32**	7624	NUT, 10-24 NYLOCK	1	719870
33*	15050-02	PEDAL ASSEMBLY, BRAKE & ACCELERATOR (INCLUDES ITEMS 1, 3, 7 – 10, & BRAKE PEDAL COMPONENTS)	1	460161

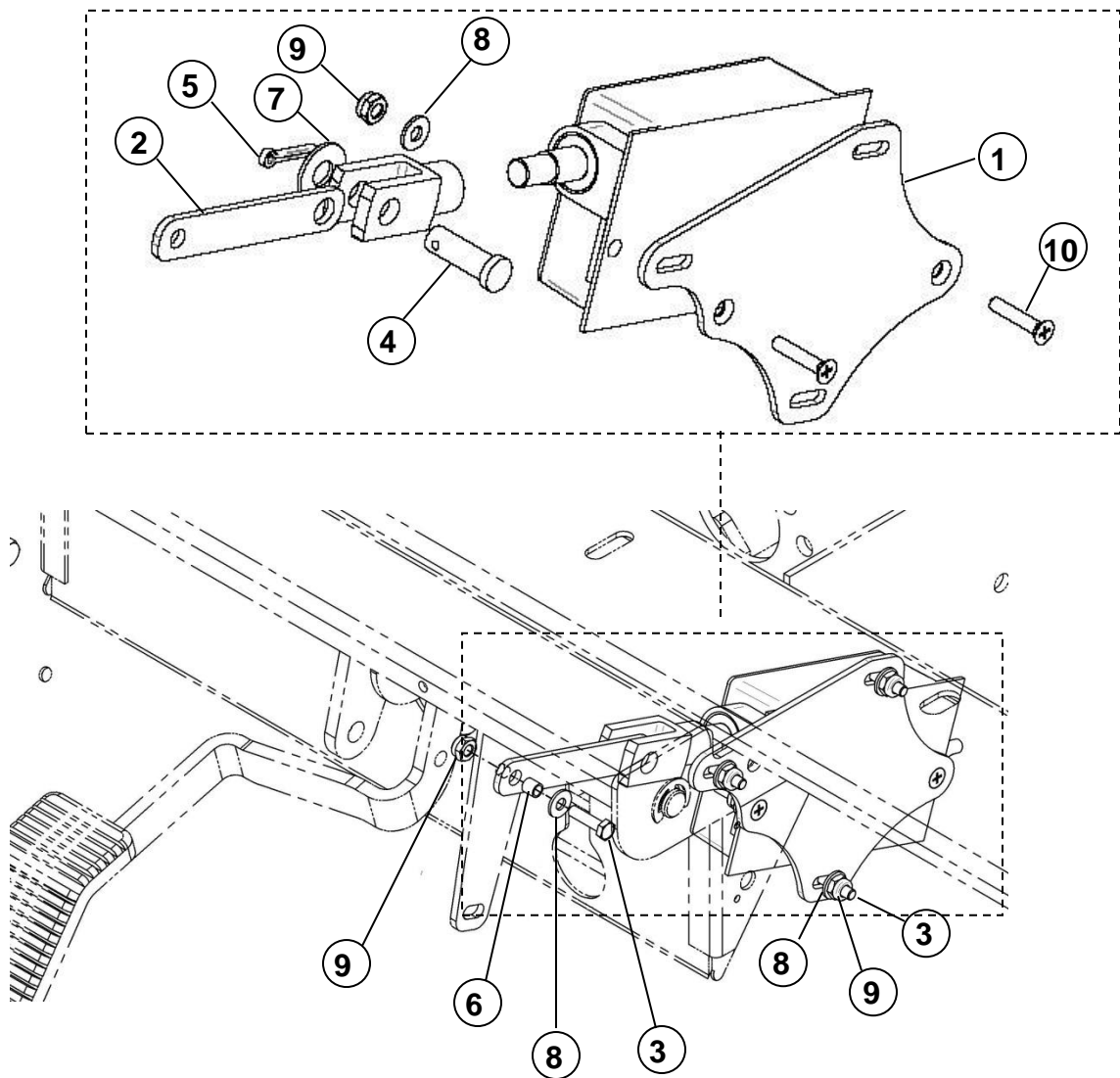
* ITEM NOT SHOWN

** See page 6. These parts are not used on vehicles equipped with a LAD push rod link.

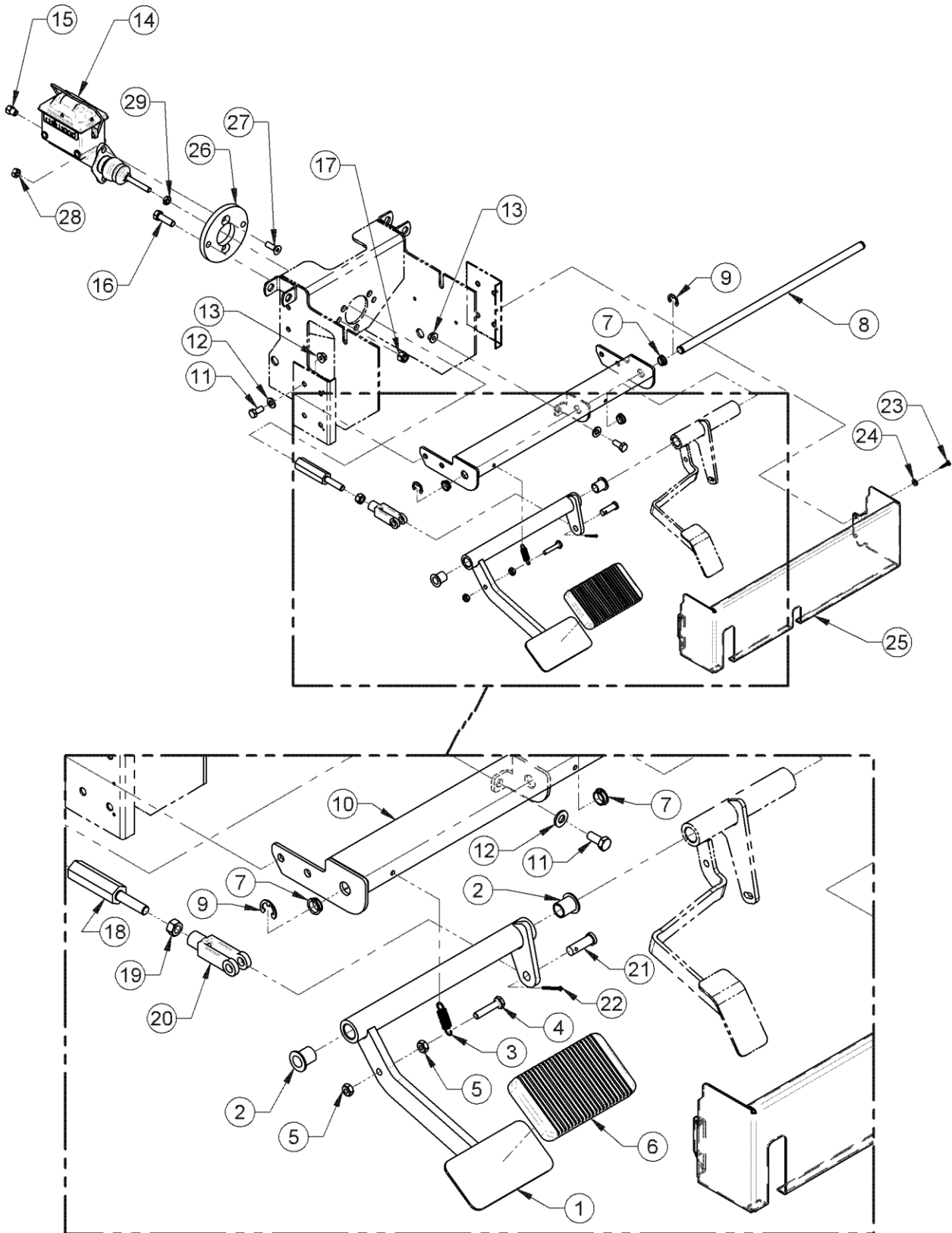
ACCELERATOR/HYDRAULIC BRAKES (Cont.)

ITEM	CPC P/N	DESCRIPTION	QTY	SEATS P/N
1	43250-10	LAD PUSH LINK MOUNT PLATE	1	513454
2	43251-10	LAD PUSH LINK	1	513455
3	2339	SCREW, 10-24X3/4 HEX HD	4	719551
4	516	CLEVIS PIN, 3/8X1 1/8	1	719727
5	520-W	PIN, COTTER 1/8X1	1	719728
6	5760	SPACER, BRASS	1	719769
7	6000-B	WASHER 5/16	1	719771
8	6716	WASHER, # 10	9	719812
9	7624	NUT, 10-24 NYLOCK	6	719870
10	925	SCREW, 10-24X1, PFH	2	781603

See Technical Service Bulletin SB 10-010 for this installation.



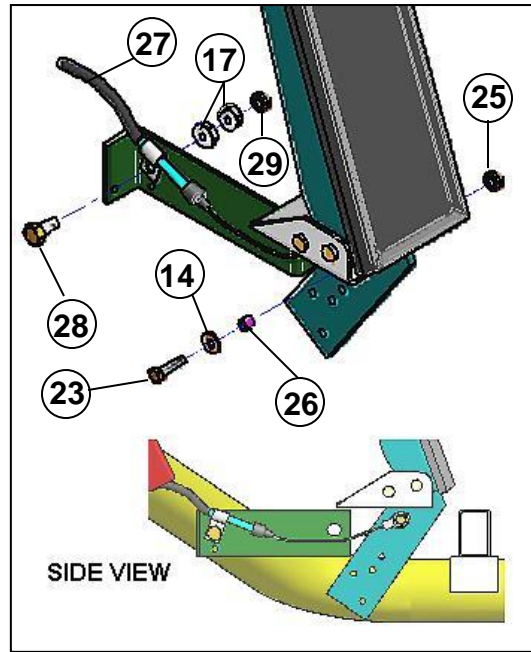
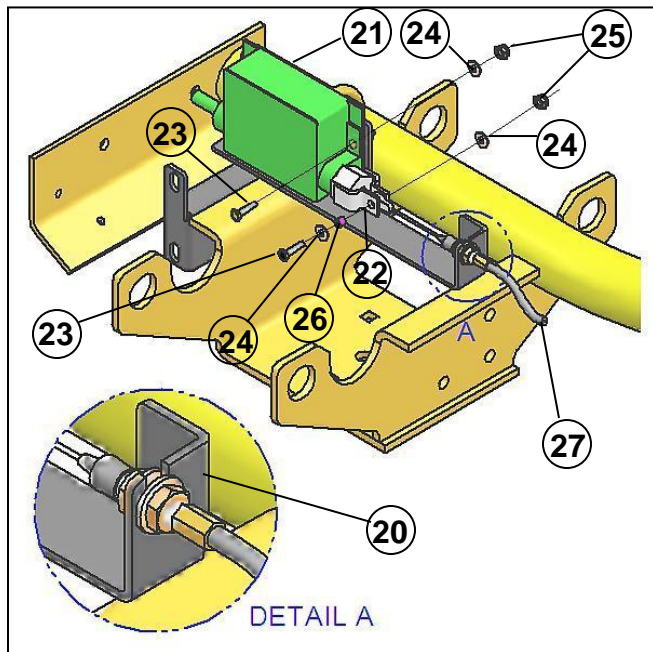
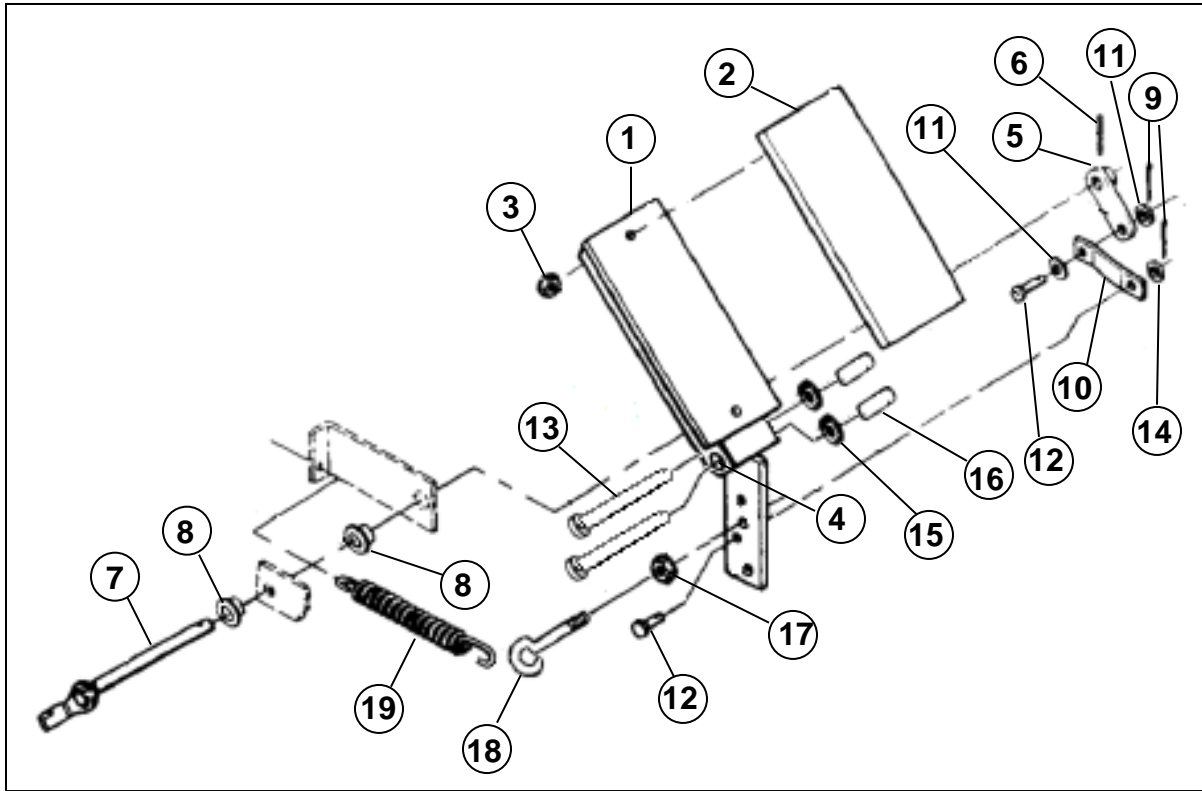
HYDRAULIC BRAKE PEDAL LINKAGE



HYDRAULIC BRAKE PEDAL LINKAGE (Cont.)

ITEM	CPC P/N	DESCRIPTION	QTY	SEATS P/N
1	106727	BRAKE PEDAL	1	306727
2	10514	BEARING,FLANGED, .50" ID X .62" OD X .75" L	2	719262
3	11816	SPRING, ACCEL PEDAL RETURN	1	709711
4	3993	SCREW, 1/4-20 X 1-1/4, HHCS, G5	1	719644
5	7688-B	NUT, 1/4-20, HEX FULL, GR 2	2	719880
6	42438-02	PAD, HYDRAULIC BRAKE	1	709807
7	10515	BEARING CLIP, .500" I.D.	3	719093
8	42361-02	ROD, PEDAL PIVOT	1	709817
9	11040	E-RING, .562 REINFORCED PHOS	2	719515
10	42433-02	WLDMT, PEDAL MOUNT	1	306725
11	3987-BS	SCREW, HEX HEAD CAP 5/16-18X3/4 G5	5	719642
12	6702-B	WASHER FLT STL 5/16 BLK MAXCOAT	5	719810
13	7525	NUT 5/16-18 GR A SERRATED FLNG LOCK	5	719864
14	41858-08	MASTER CYL, BRAKE, .750" BORE	1	760318
15	41224-00	ADAPTER, HYD BRAKE 1/2-20 TO 3/16"	1	709618
16	4716-W	SCREW, HX HD CAP 3/8-16 X 1 ¼ G5	2	719694
17	7778	LOCKNUT, 3/8 - 16 HEX NYLOK	2	719902
18	41868-08	PUSH ROD ADAPTOR	1	760319
19	7800-W	NUT 3/8-24 GR 2 HEX FULL YWZC	1	719903
20	73066-02	CLEVIS #53 3/8-24 ADJ YOKE END YWZC	1	719855
21	516	CLEVIS PIN, 3/8X1-1/8 YELLOW/ZINC	1	719727
22	533	COTTER PIN 5/64 X 1 18-8 STAINLESS	1	719743
23	2653-B	SCREW,10-16 X 3/4,HWH,TEK,HC BLK	4	719583
24	6912-B	WASHER, #8 TYPE A PLAIN, BLACK ZINC	4	719817
25	42434-02	SURROUND PEDAL MODULE	1	510411
26	47094-08	MASTER CYLINDER ADAPTOR PLATE	1	512625
27	781154	SCREW, 5/16-18 X 1, FSHCS	2	781154
28	7739	NUT, 5/16-18, NYLOC, GR A	2	719892
29	7744	NUT, 5/16-24, HEX JAM, GR 2	1	719895

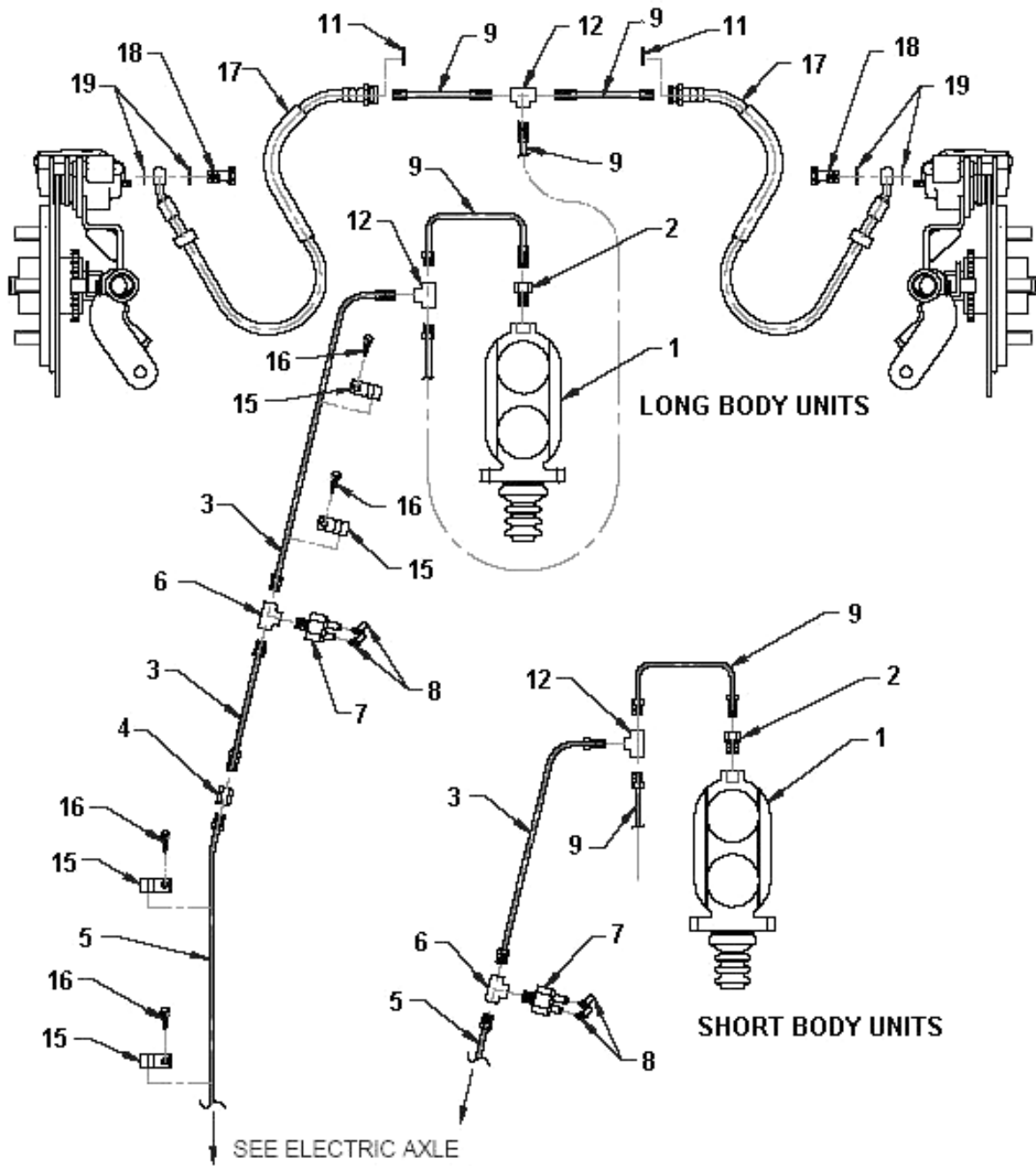
ACCELERATOR ASSEMBLY- MECHANICAL BRAKES



ACCELERATOR ASSEMBLY- MECHANICAL BRAKES (Cont.)

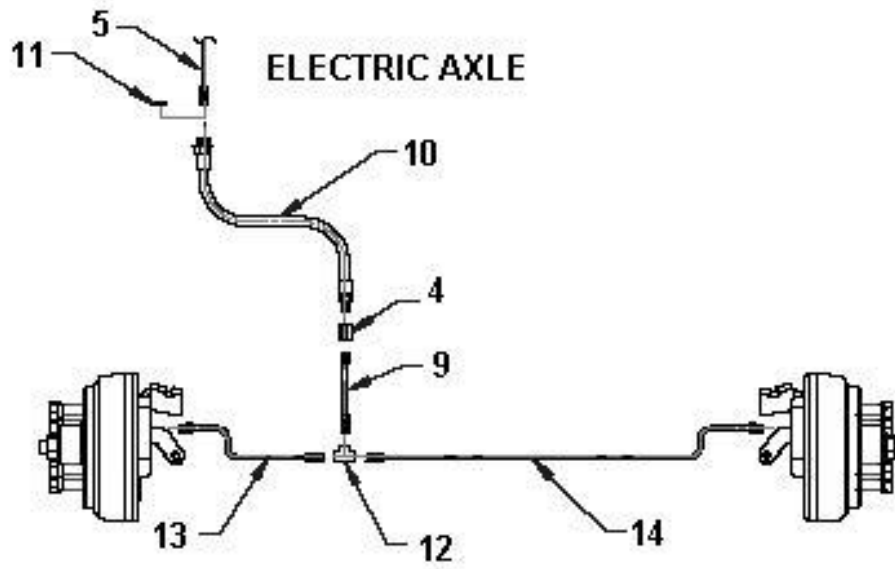
ITEM	CPC P/N	DESCRIPTION	QTY	SEATS P/N
1	40508-00	PEDAL ACCELERATOR	1	305729
2	40511-00	ACCELERATOR PEDAL PAD	1	709075
3	8128	SPEEDNUT 1/4	2	719922
4	10500	BUSHING PLASTIC (Both sides)	2	719508
N/A	40452-00	ACCELERATOR PEDAL ASSY (Includes Items 1 thru 4)	1	461448
5	40801-89	LINK ASSEMBLY	1	510197
6	601	PIN, ROLL .133X3/4"	1	719773
7	40805-89A	SHAFT, KICKOFF	1	510196
8	10502	BUSHING, KICKOFF SHAFT	2	719509
9	515	PIN, COTTER 1/6X34	2	719726
10	40803-89A	LINK	1	709079
11	6150-W	WASHER, STEEL	2	719781
12	216	CLEVIS PIN 3/16X1/2	2	719548
13	319	CLEVIS PIN 1/4X3 1/2"	2	719598
14	6716	WASHER # 10	1	719812
15	5290	PALNUT, 1/4	2	719740
16	11437	CAP, BLACK VINYL	2	719527
17	7724-B	NUT, 1/4-20, L/N SER-FLG	3	719887
18	5240	EYEBOLT, 1/4-20X1, TURNED	1	719739
19	11805-96	SPRING, EXTENSION 8.2 LBS/IN	1	709076
20	40551-07	MOUNTING BRACKET	1	308613
21	70226-07	SEVCON LINEAR ACCEL.	1	759803
22	73064-07	M10-1.5 CLEVIS YOKE	1	759808
23	2339	SCREW, 10-24X3/4	4	719551
24	6702-B	WASHER # 10	4	719810
25	7624	NUT 10-24, NYLOCK	4	719870
N/A	70225-07	SEVCON LAD ASSEMBLY (Includes Item 20 and two (2) each Items 21 thru 25)	1	467457
26	5760	SPACER, BRASS	2	719769
27	40553-07A	CABLE, SPEED SWITCH LAD, W/ANTIFREEZE	1	760641
28	2551-W	SCREW, 1/4-20X1 HHC	1	719564
29	7686	NUT, 1/4-20 NYLOCK		719879

MASTER CYLINDER, BRAKE LINES & FITTINGS



WITH FOUR WHEEL BRAKES NOTE: NOT DRAWN TO SCALE

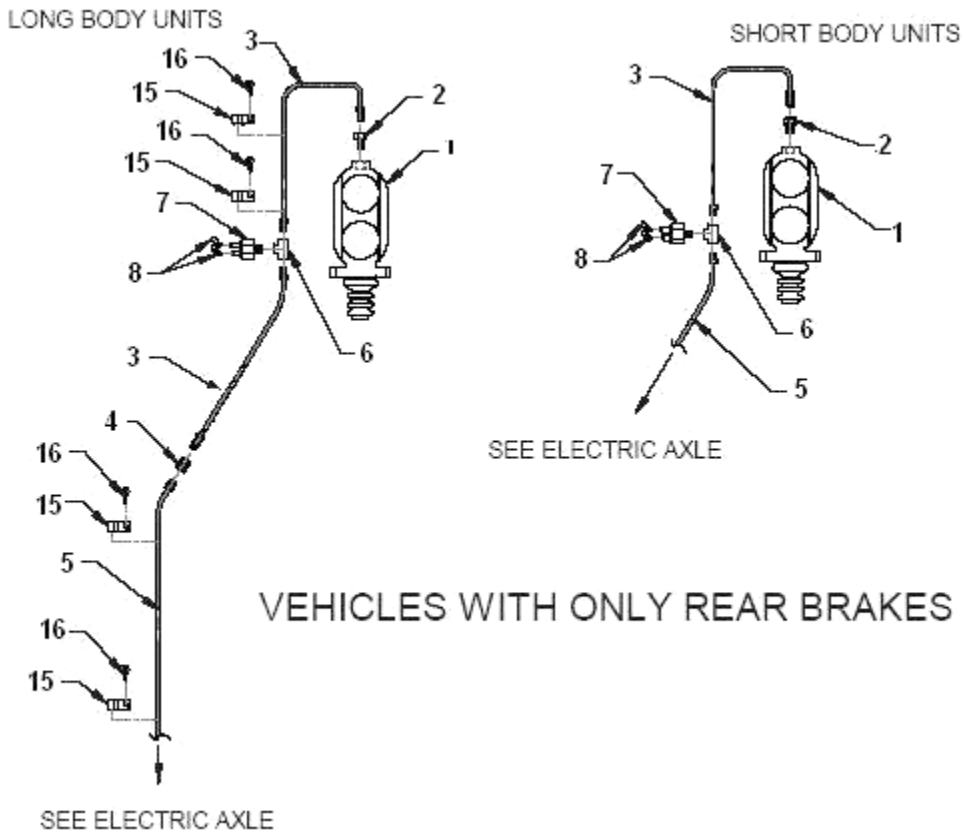
MASTER CYLINDER, BRAKE LINES & FITTINGS (Cont.)



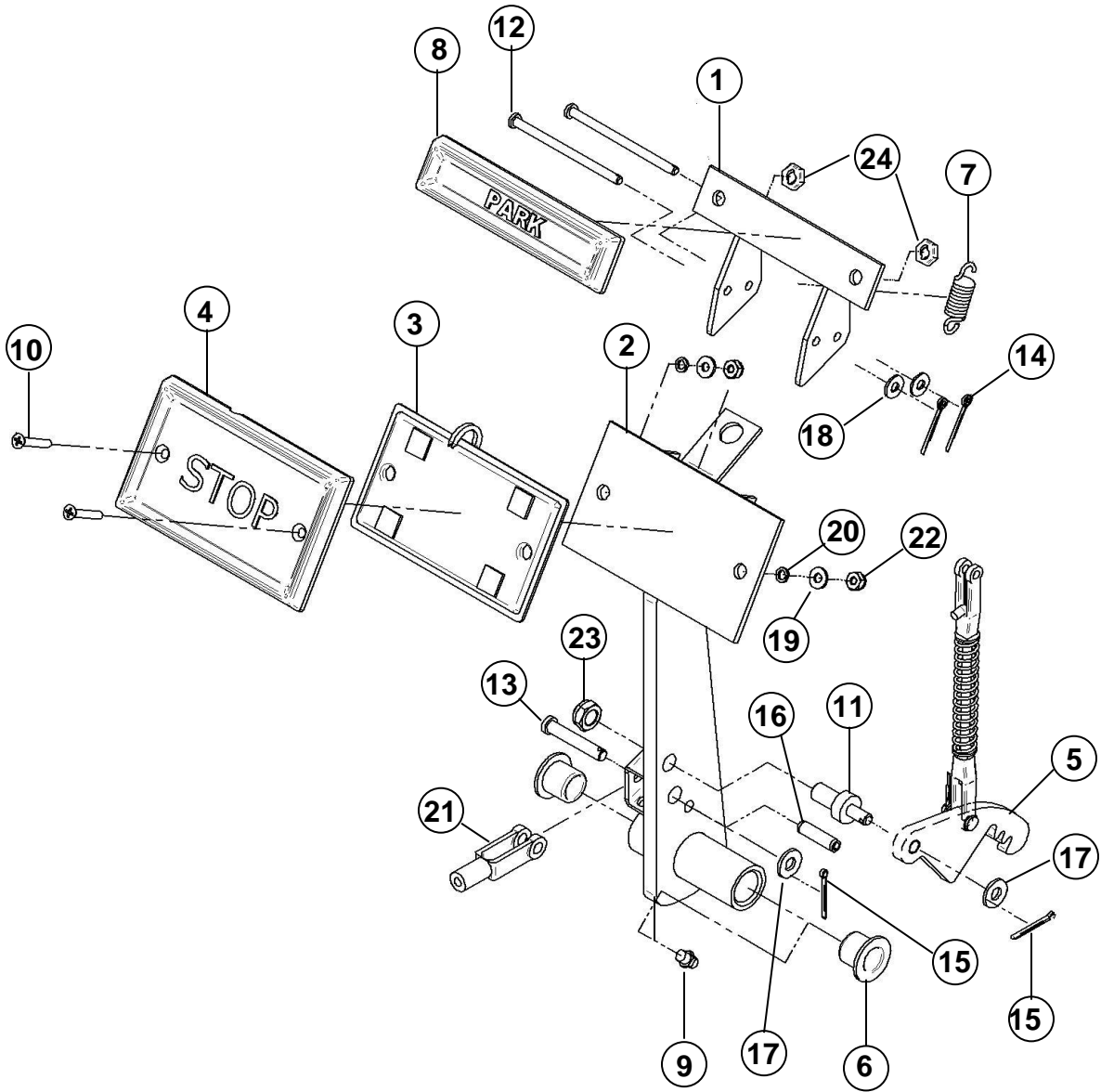
MASTER CYLINDER, BRAKE LINES & FITTINGS (Cont.)

ITEM	CPC P/N	DESCRIPTION	QTY	SEATS P/N
1	41858-08	MASTER CYLINDER BRAKE, .750" BORE	1	760318
2	41224-08	CONNECTOR, BRASS 3-1/2	1	709618
3	41222-00	LINE, BRAKE, 3/16 X 20"	*	709358
4	41206-00	UNION, INVERTED FLARE, 3/16	*	719657
5	41220-00A	LINE, BRAKE, 3/16 X 60"	1	759841
6	69729-00	CONNECTOR, 3-WAY	1	508959
7	41212-00	SWITCH, BRAKE LIGHT	1	709749
8	69708-00	TERMINAL, #10 STUD-TO-1/4 MALE TAB	2	719825
9	41431-02	LINE, BRAKE, 3/16 X 4"	*	709812
10	41216-00	HOSE, HYDRAULIC, FLEX, 18"	1	709430
11	11040	E-RING, .562 REINFORCED PHOS	*	719515
12	41842-94	UNION TEE, 3/16" HYDRAULIC BRAKE TUBE	*	709377
13	41223-00	LINE, BRAKE, 3/16 X 8"	*	709601
14	41440-02	LINE, BRAKE, 3/16 X 30"	*	709232
15	9982	CLAMP STEEL TUBING 1/4	*	719756
16	2653-B	SCREW, 10-16 X 3/4, HWH, TEK, HC BLK	*	719583
ITEMS 17-19 USED ON FOUR WHEEL BRAKE VEHICLES ONLY				
17	41837-96	BRAKE HOSE, HYDRAULIC, FLEX, 19.50"	2	709635
18	41873-04	BOLT, BANJO, M10 X 1.25 X 20 MM (Torque to 20-22 FT. LBS.)	2	719423
19	41742-96	GASKET, BRAKE FITTING	4	709387

* AS REQUIRED PER YOUR VEHICLE



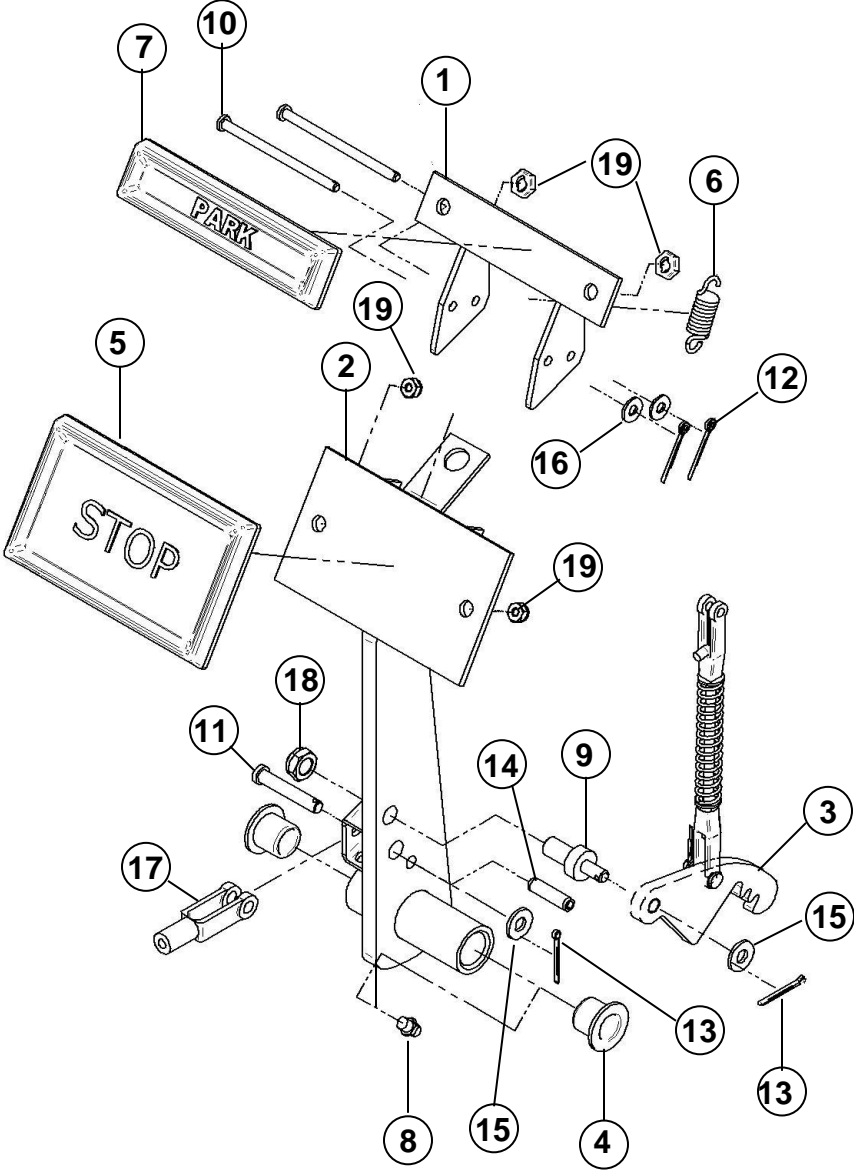
MECHANICAL BRAKE PEDAL ASSEMBLY W/LIGHTS



MECHANICAL BRAKE PEDAL ASSEMBLY W/LIGHTS (Cont.)

ITEM	CPC P/N	DESCRIPTION	QTY	SEATS P/N
1	42461-92	PARKING BRAKE PEDAL	1	303047
2	42410-92	BRAKE PEDAL	1	303070
3	71522-02	TAPESWITCH BRAKE LIGHT	1	464248
4	42407-00A	BRAKE PAD	1	467084
5	N/A	PARKING BRAKE CATCH (See page 1-23 for components)	1	467300
6	26251-30A	BRAKE TUBE BUSHING	2	709026
7	42452-86	RETURN SPRING	1	709070
8	42408-00	PEDAL PAD	1	709071
9	9800	GREASE FITTING	1	709110
10	2616	SCREW, 8-32X1, PFH	2	719574
11	4457	SCREW, 5/8X.25 SHR	1	719689
12	498	PIN, CLEVIS, 3/16X3	2	719714
13	499	PIN, 1/4X1 1/2	1	719715
14	515	COTTER PIN, 1/16X3/4	2	719726
15	533	COTTER PIN, 5/64X1	2	719743
16	611	ROLLED PIN, .25X1	1	719780
17	6703-B	WASHER, 1/4"	2	719811
18	6716	WASHER, #10	2	719812
19	6912-B	WASHER #8	2	719817
20	7015-B	LOCK WASHER #8	2	719833
21	73062-86A	CLEVIS YOKE, 1/4-28 RH	1	719854
22	7609-W	NUT, NYLOCK #8-32	2	719868
23	77776-W	NUT, NYLOCK, 3/8X24	1	719901
24	8128	SPEED NUT 1/4"	2	719922

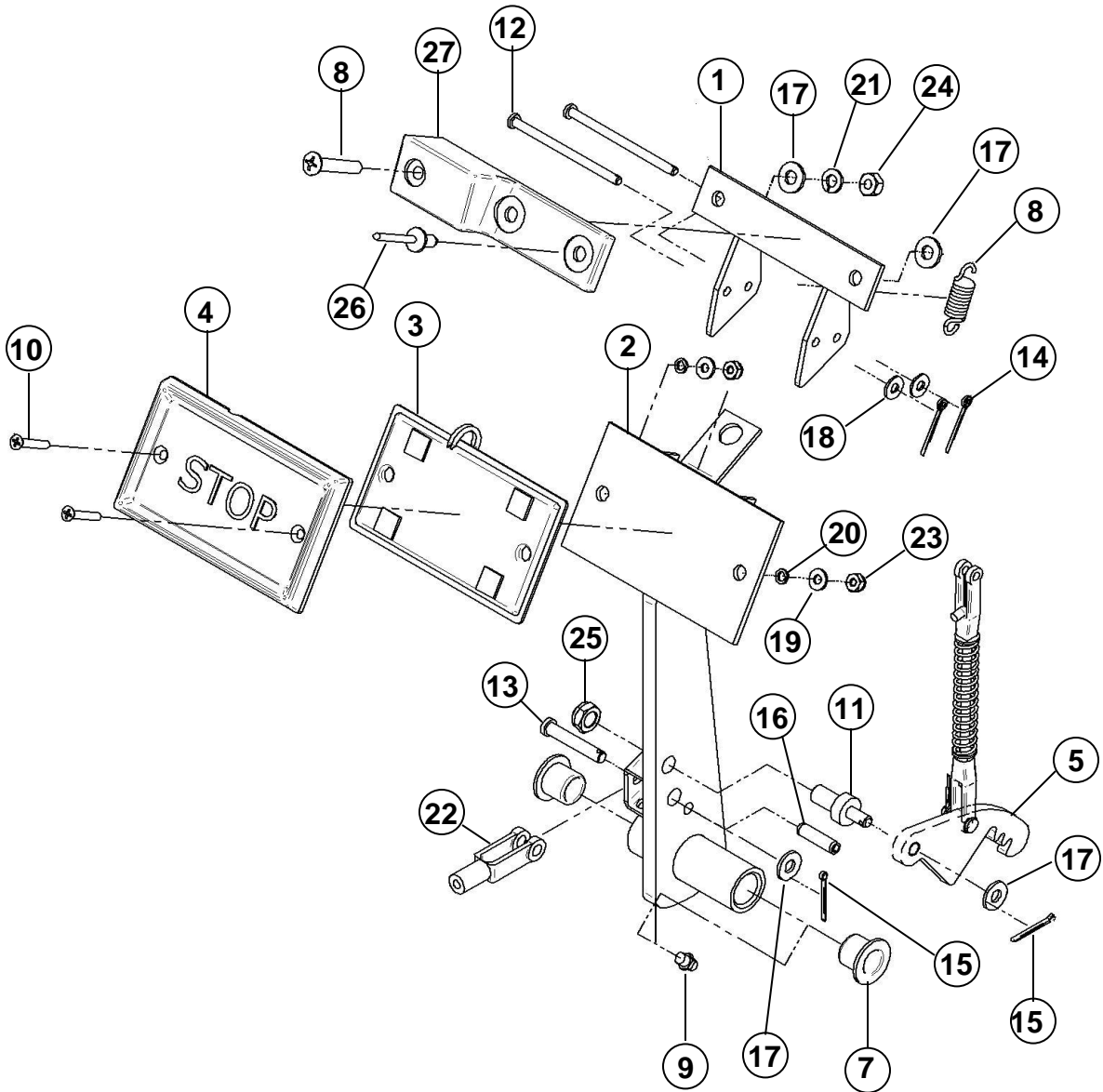
MECHANICAL BRAKE PEDAL ASSEMBLY W/O LIGHTS



MECHANICAL BRAKE PEDAL ASSEMBLY W/O LIGHTS (Cont.)

ITEM	CPC P/N	DESCRIPTION	QTY	SEATS P/N
1	42461-92	PARKING BRAKE PEDAL	1	303047
2	42410-92	BRAKE PEDAL	1	303070
3	N/A	PARKING BRAKE CATCH (See page 1-23 for components)	1	467300
4	26251-30A	BRAKE TUBE BUSHING	2	709026
5	42407-00	STOP PAD	1	709048
6	42452-86	RETURN SPRING	1	709070
7	42408-00	PEDAL PAD	1	709071
8	9800	GREASE FITTING	1	709110
9	4457	SCREW, 5/8X.25 SHR	1	719689
10	498	PIN, CLEVIS, 3/16X3	2	719714
11	499	PIN, 1/4X1 1/2	1	719716
12	515	COTTER PIN, 1/16X3/4	2	719726
13	533	COTTER PIN, 5/64X1	2	719743
14	611	ROLLED PIN, .25X1	1	719780
15	6703-B	WASHER, 1/4"	2	719811
16	6716	WASHER, #10	2	719812
17	73062-86A	CLEVIS YOKE, 1/4-28 RH	1	719854
18	77776-W	NUT, NYLOCK, 3/8X24	1	719901
19	8128	SPEED NUT 1/4"	2	719922

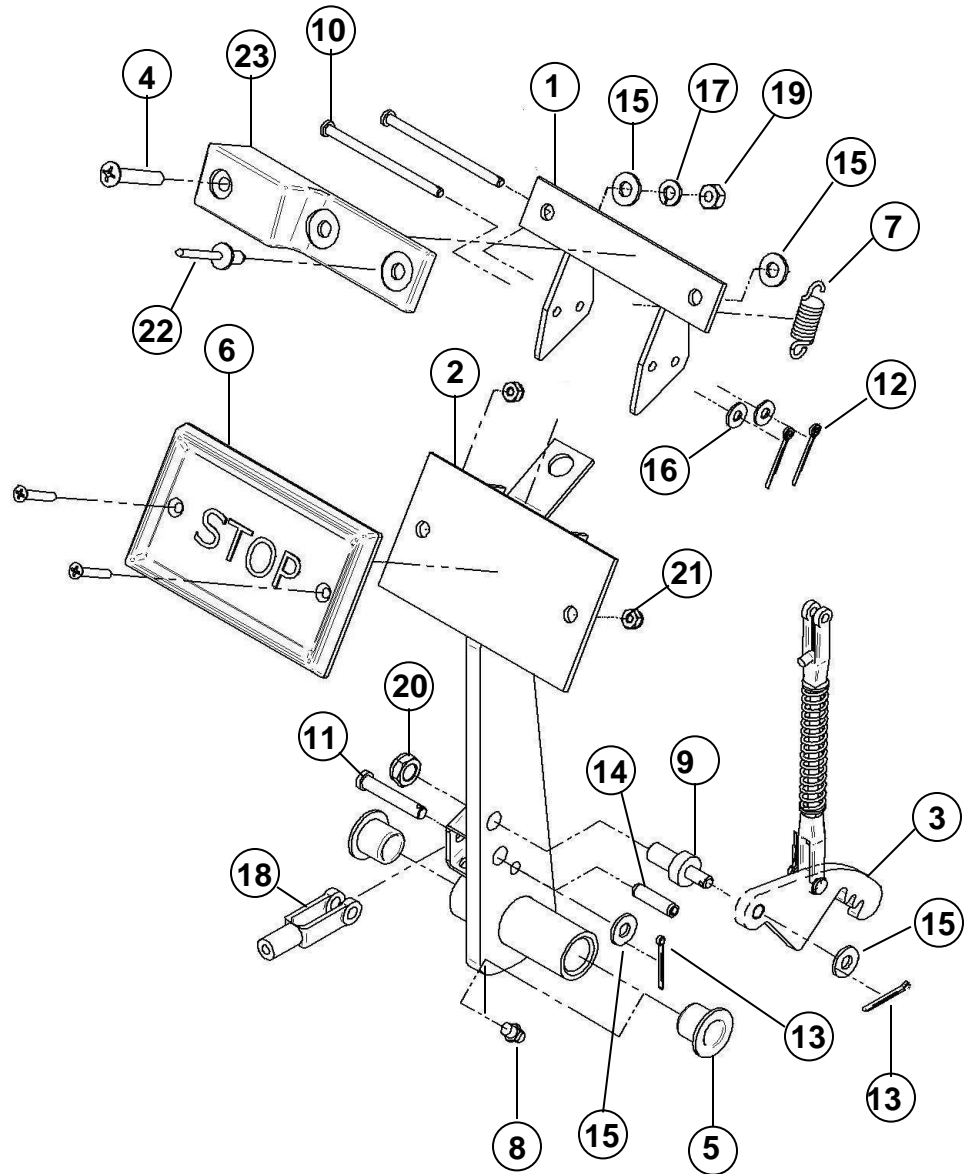
SPCC MECHANICAL BRAKE PEDAL ASSEMBLY W/LIGHTS



SPCC MECHANICAL BRAKE PEDAL ASSEMBLY W/LIGHTS

ITEM	CPC P/N	DESCRIPTION	QTY	SEATS P/N
1	42461-92	PARKING BRAKE PEDAL	1	303047
2	42410-92	BRAKE PEDAL	1	303070
3	71522-02	TAPESWITCH BRAKE LIGHT	1	464248
4	42407-00A	BRAKE PAD	1	467084
5	N/A	PARKING BRAKE CATCH (See page 1-23 for components)	1	467300
6	2367	SCREW, 1/4-20X1 1/2, POH	1	708590
7	26251-30A	BRAKE TUBE BUSHING	2	709026
8	42452-86	RETURN SPRING	1	709070
9	9800	GREASE FITTING	1	709110
10	2616	SCREW, 8-32X1, PFH	2	719574
11	4457	SCREW, 5/8X.25 SHR	1	719689
12	498	PIN, CLEVIS, 3/16X3	2	719714
13	499	PIN, CLEVIS, 1/4X1 1/2 LG	1	719715
14	515	COTTER PIN, 1/16X3/4	2	719726
15	533	COTTER PIN, 5/64X1	2	719743
16	611	ROLLED PIN, .25X1	1	719780
17	6703-B	WASHER, 1/4"	2	719811
18	6716	WASHER, #10	2	719812
19	6912-B	WASHER #8	2	719817
20	7015-B	LOCK WASHER #8	2	719833
21	7036-B	LOCK WASHER 1/4	1	719834
22	73062-86A	CLEVIS YOKE, 1/4-28 RH	1	719854
23	7609-W	NUT, NYLOCK #8-32	2	719868
24	7688-B	NUT, 1/4-20 HEX	1	719880
25	77776-W	NUT, NYLOCK, 3/8X24	1	719901
26	8211	RIVET, #84 1/4"	1	719930
27	42408-96MZ	PAD, RAISED	1	739044

SPCC MECHANICAL BRAKE PEDAL ASSEMBLY W/O LIGHTS

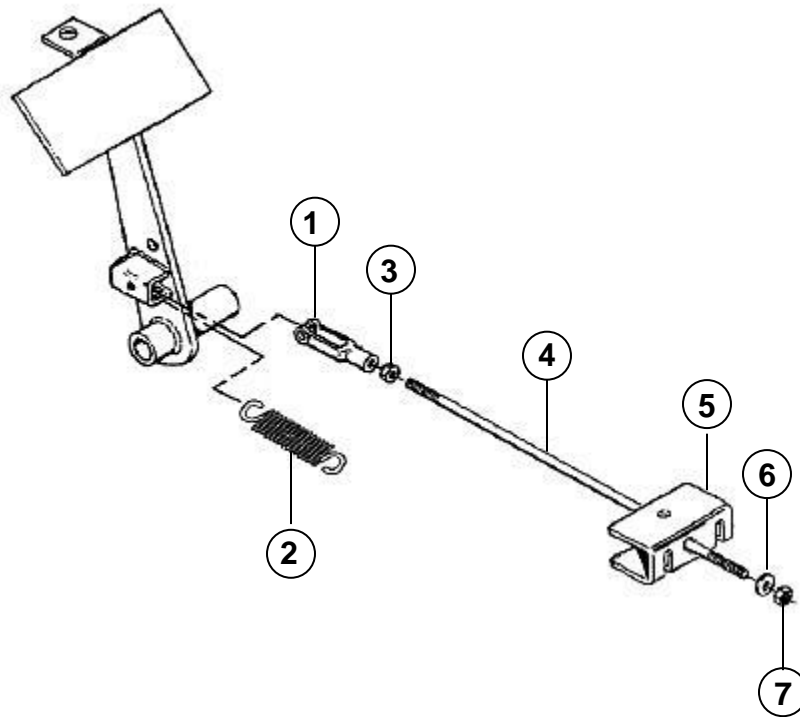


SPCC MECHANICAL BRAKE PEDAL ASSEMBLY W/O LIGHTS (Cont.)

ITEM	CPC P/N	DESCRIPTION	QTY	SEATS P/N
1	42461-92	PARKING BRAKE PEDAL	1	303047
2	42410-92	BRAKE PEDAL	1	303070
3	N/A	PARKING BRAKE CATCH (See page 1-23 for components)	1	467300
4	2367	SCREW, 1/4-20X1 1/2, POH	1	708590
5	26251-30A	BRAKE TUBE BUSHING	2	709026
6	42407-00	BRAKE PAD "STOP"	1	709048
7	42452-86	RETURN SPRING	1	709070
8	9800	GREASE FITTING	1	709110
9	4457	SCREW, 5/8X.25 SHR	1	719689
10	498	PIN, CLEVIS, 3/16X3	2	719714
11	499	PIN, CLEVIS, 1/4X1 1/2 LG	1	719715
12	515	COTTER PIN, 1/16X3/4	2	719726
13	533	COTTER PIN, 5/64X1	2	719743
14	611	ROLLED PIN, .25X1	1	719780
15	6703-B	WASHER, 1/4"	2	719811
16	6716	WASHER, #10	2	719812
17	7036-B	LOCK WASHER 1/4	1	719834
18	73062-86A	CLEVIS YOKE, 1/4-28 RH	1	719854
19	7688-B	NUT, 1/4-20 HEX	1	719880
20	77776-W	NUT, NYLOCK, 3/8X24	1	719901
21	8128	SPEEDNUT, 1/4	2	719922
22	8211	RIVET, #84 1/4"	1	719930
23	42408-96MZ	PAD, RAISED	1	739044

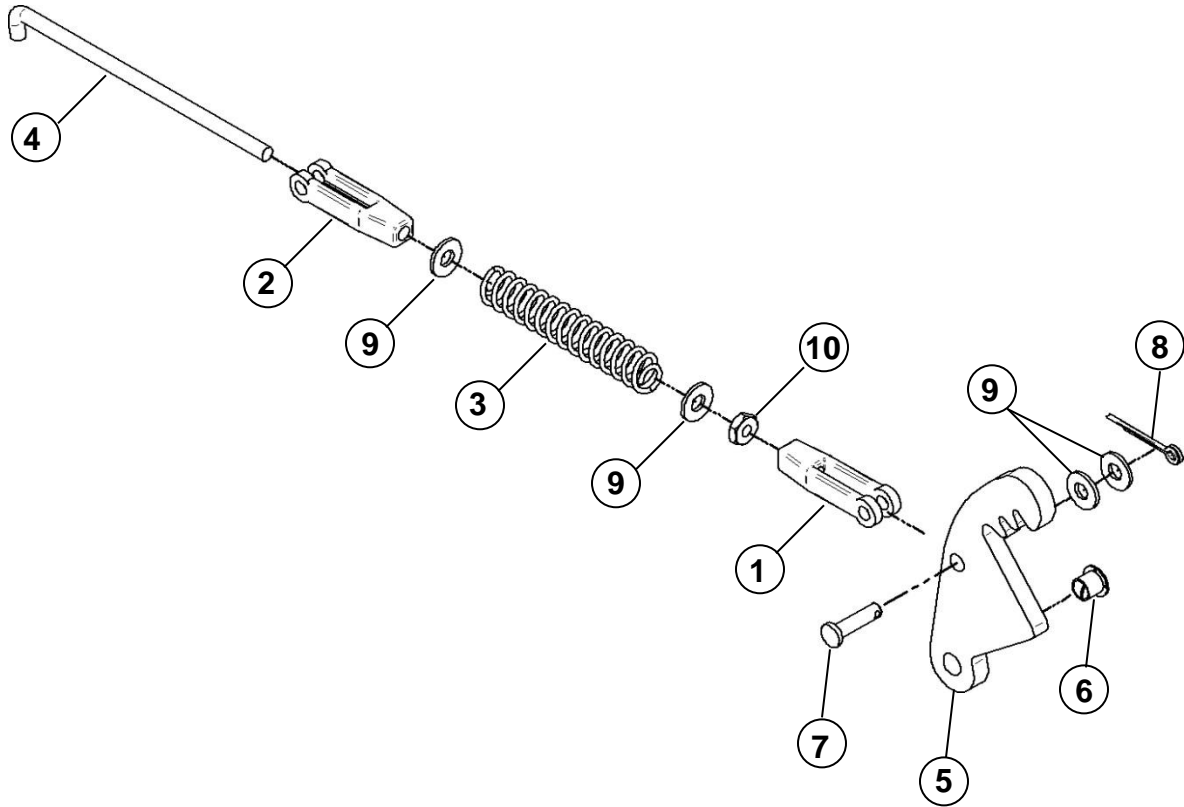
MECHANICAL BRAKE PEDAL ROD ATTACHMENT

ITEM	CPC P/N	DESCRIPTION	QTY	SEATS P/N
1	73062-86A	YOKE, CLEVIS RH	1	719854
2	40509-67	SPRING EXTENSION	1	709073
3	7676	NUT, 1/4-28 HHC	1	719874
4	42406-00	ROD, 11"	1	709103
5	42402-89	EQUALIZER	1	509154PL
6	6703-B	WASHER 1/4"	1	719811
7	7683	NUT, 1/4-28, NYLOCK	1	719877

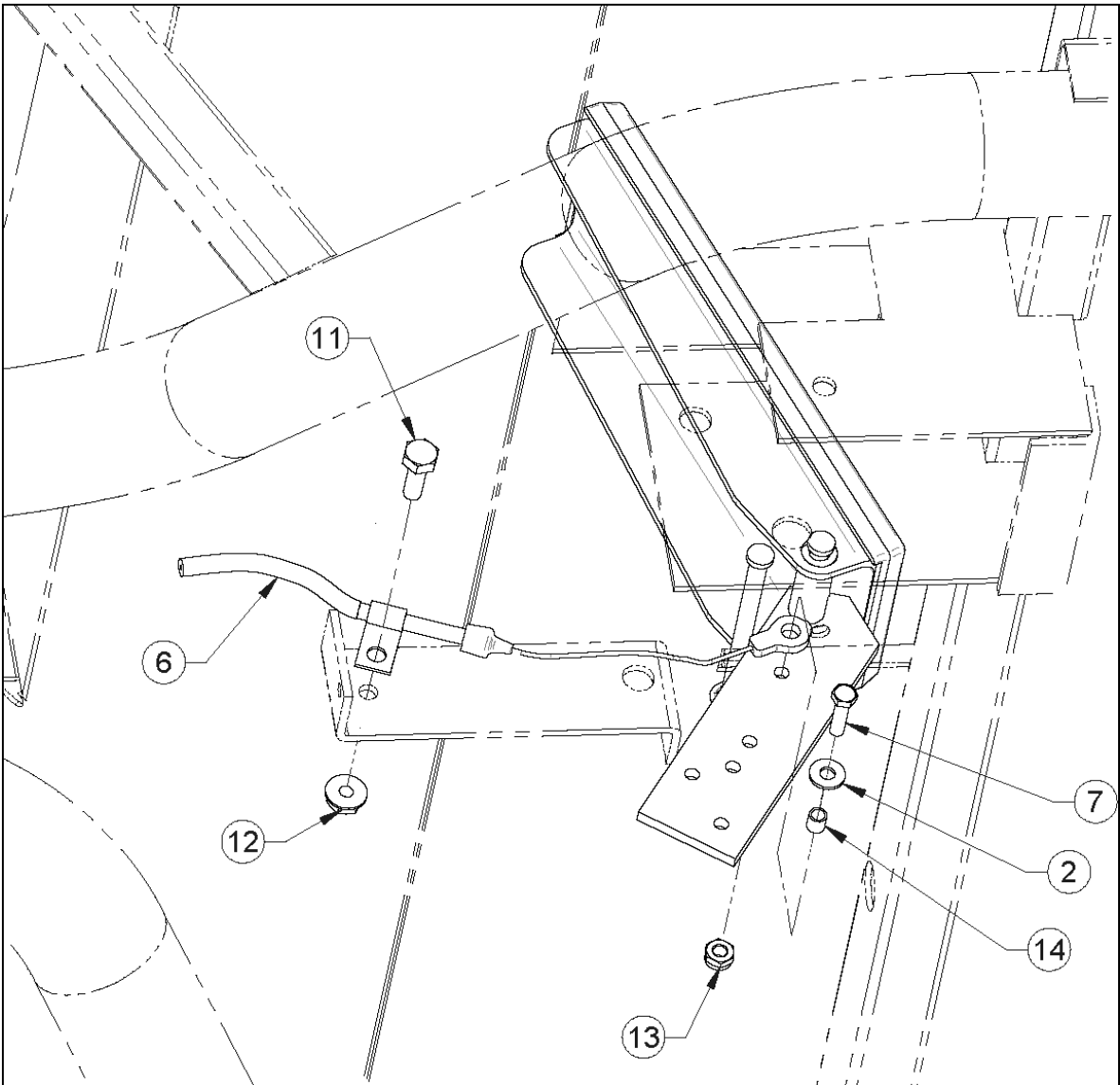
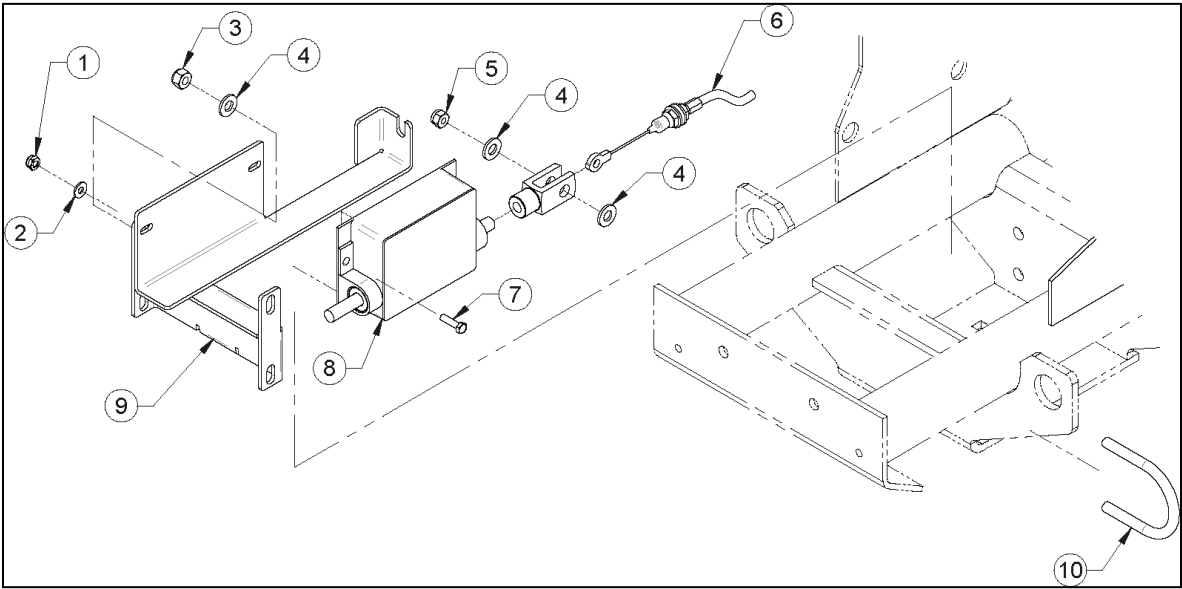


PARKING BRAKE CATCH

ITEM	CPC P/N	DESCRIPTION	QTY	SEATS P/N
1	42456-86	CLEVIS	1	709045
2	42456-91	CLEVIS W/O THREADS	1	709066
3	42457-91	SPRING	1	709067
4	42455-91	ROD	1	709068
5	42451-86	RATCHET	1	709069
6	10500	BUSHING, NYLON	1	719508
7	502	PIN, 3/16X3/4", CLEVIS	1	719718
8*	515	PIN, 1/6X3/4" COTTER	1	719726
9	6716	WASHER, #10	4	719812
10	7638	NUT, #10-32 HEX	1	719872



MECHANICAL BRAKES W/LAD



MECHANICAL BRAKES W/LAD (Cont.)

ITEM	CPC P/N	DESCRIPTION	QTY	SEATS P/N
1	7624	NUT 10-24 GR A NM MACH NYLON LOCK	5	719870
2	6716	WASHER, #10, SAE, FW, HC BLACK	8	719812
3	7739	NUT, 5/16-18, NE, NYLON INSERT, GA, YWZC	4	719892
4	6702-B	WASHER FLT STL 5/16 BLK	11	719810
5	7686	NUT 1/4-20 GR A NE NYLON INSERT LCK	1	719879
6	40553-07A	CABLE, SPEEDSWITCH W/ANTIFREEZE	1	760641
7	*	SCR, #10-24 X 1, HH, M/S	1	759810
8	70226-07	LIN ACLTR UNIT -SEVCON	1	759803
9	40551-07	WLDMT, BRKT, MNT'G -LIN ACLTR UNIT	1	308613
10	5211	5/16-18 X 2 11/16 X 2" X 1" U-BOLT	2	719734
11	2551-W	SCREW, HEX HEAD CAP 1/4-20 X 1 G5	1	719564
12	7724-B	NUT 1/4-20 GR A SERRATED FLNG LOCK	1	719887
13	7624	NUT 10-24 GR A NM MACH NYLON LOCK	3	719870
14	5760	SPACER BRASS, .192 ID X .25 OD X .25THK	1	719769

CONVERSION KIT- ADD FRONT HYDRAULIC BRAKES

(for vehicles with rear hydraulic brakes and lift kit)

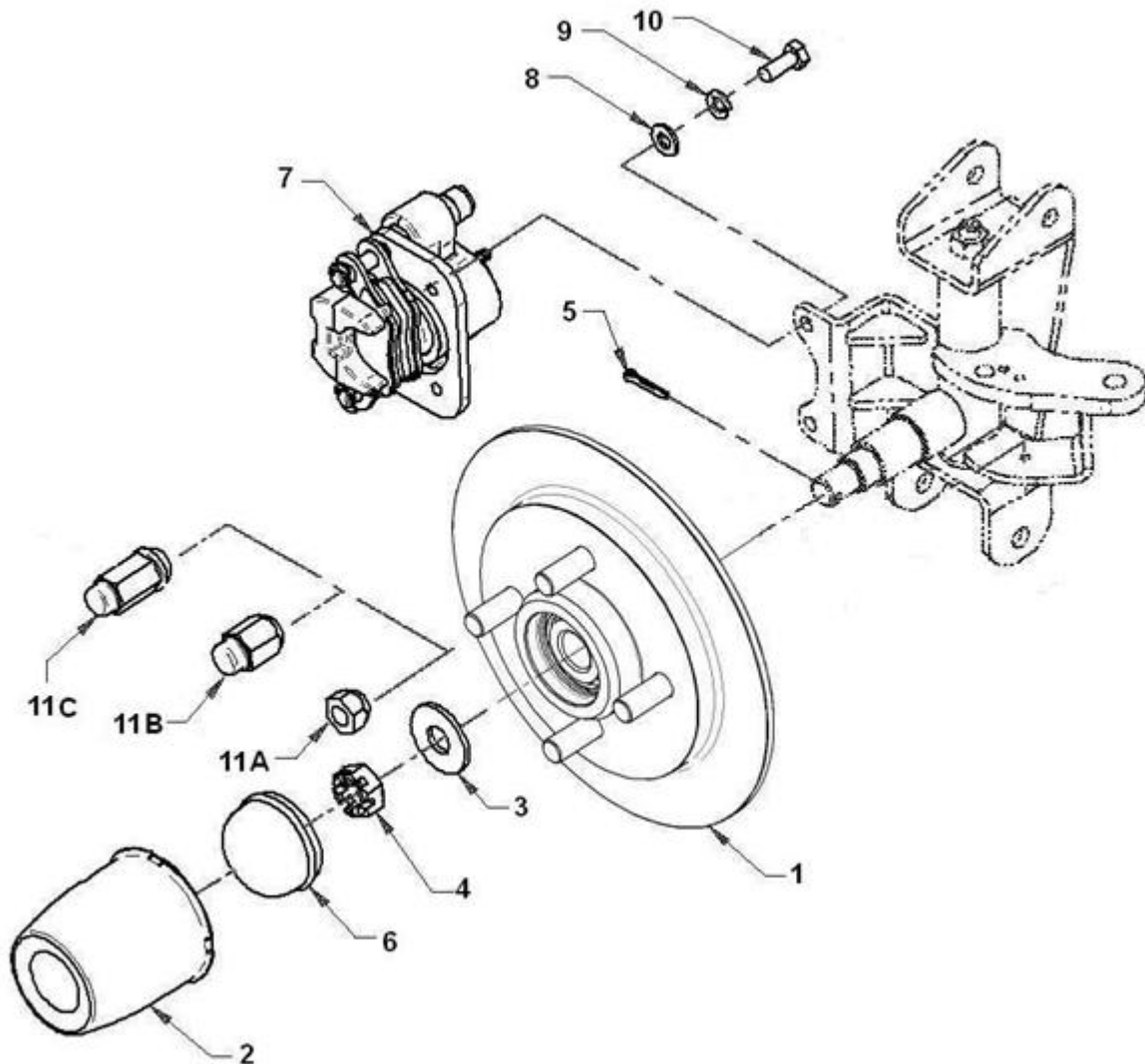
ITEM	CPC P/N	DESCRIPTION	QTY	SEATS P/N
1	42710-10	KIT, 4 WHEEL BRAKE CONVERSION	1	191930U

Eagle Parts Manual

Section 2

Steering and Front Suspension

FRONT WHEEL ASSEMBLY WITH BRAKES, LH - P4



NOTES:

1. Item 10 – Torque to 17 ft. lbs,
2. Item 11 - Torque to 65 ft. lbs. against wheel.
3. Torque mount/pad-pin Allen bolts to 32 – 36 ft, lbs, (Not shown)
4. Item 4. Tighten until resistance is felt when turning wheel hub to preload bearing then back off until cotter pin can be inserted
5. Lightly grease spindles to facilitate assembly.

FRONT WHEEL ASSEMBLY WITH BRAKES, LH - P4 (Cont.)

ITEM	CPC P/N	DESCRIPTION	QTY	SEATS P/N
1	See Page 2-3	HUB DISC ASSEMBLY	1	See Page 2-3
2	40513-04	CAP, CHROME CENTER, 13" WHEEL	1	719387
*	45200-10	CAP, CHROME/BLACK	1	760621
3	6655-B	WASHER, 9/16", FLT STL STD	1	719808
4	7947-B	NUT, 5/8-18 SLOTTED HEX, GR 2	1	719915
5	520-W	PIN, COTTER 1/8 X 1	1	719728
6	43646-79	HUB GREASE CAP	1	709018
7	44013-15	BRAKE CALIPER, FRONT, RAZORBACK (See Note)	1	761212
*	41286-07	BRAKE PAD KIT (ROUND EARS)	2	759847
8	6702-B	WASHER, 5/16", FLT STL	1	719810
9	7041-B	WASHER, 5/16", REG SPRING LOCK	1	719838
10	3439	BOLT, M8 X 1.25 X 20, 8.8 GRADE	1	719619
11A	43152-66	NUT, 1/2-20, STANDARD WHEEL LUG	4, 5	709002
11B	43154-04	NUT, 1/2-20, CHROME WHEEL LUG	4, 5	719332
11C	43155-04	NUT, 1/2-20, ALUMINUM WHEEL LUG	4, 5	719388

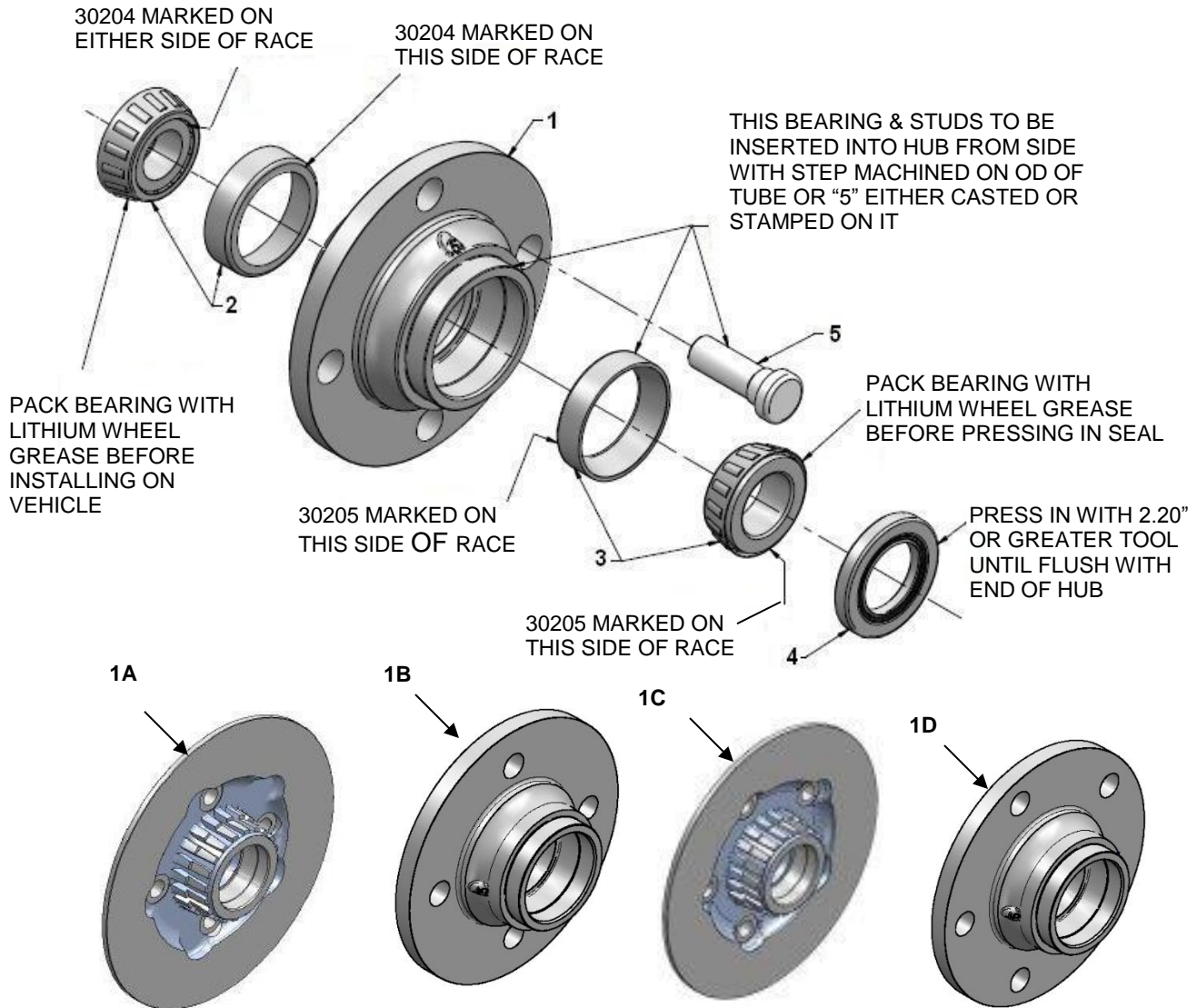
* ITEM NOT SHOWN

NOTE: Brake pad for this caliper is P/N 44014-15

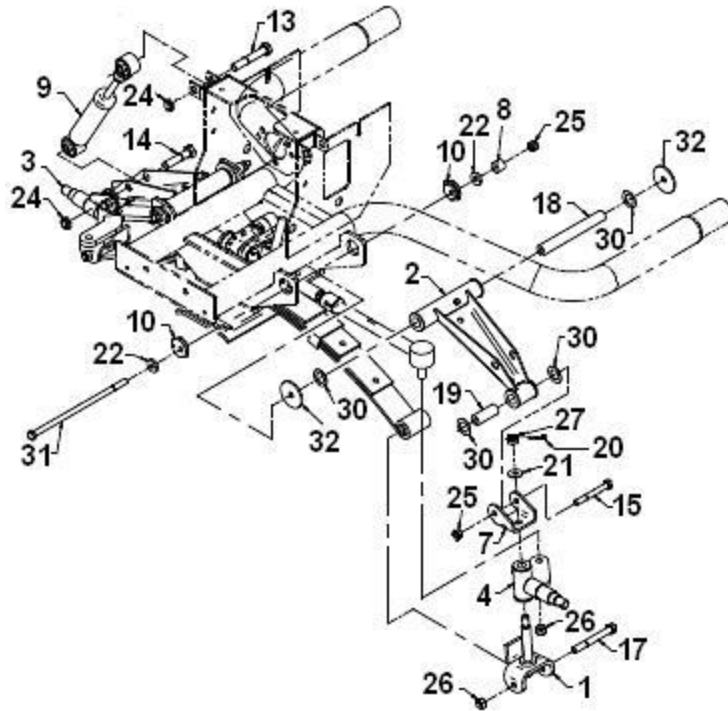
HUB ASSEMBLY - P4

ITEM	CPC P/N	DESCRIPTION	QTY	SEATS P/N
1	*	HUB, 4.90" FLNG, 4 HOLE	1	759875
1A	*	HUB/DISC, 4 HOLE	1	759867
1B	*	HUB, 5.63" OD FLNG, 4 HOLE	1	759869
1C	*	HUB/DISC 5 HOLE	1	759865
1D	*	HUB, 5.63" OD FLNG, 4 HOLE	1	759868
2	83038-07	TAPERED RLR BEARING, 20MM ID (30204)	1	759844
3	83039-07	TAPERED RLR BEARING, 25MM ID (32005X)	1	759843
4	12030	SEAL, OIL	1	709017
5	41199	WHEEL BOLT, 1/2-20 X 1-1/2 G5 YELLOW	4	719655
6	43488-07	ASSY, HUB, BEARINGS, SEAL (Contains Items 1, 2 - 5)	1	467765
6A	41033-08	ASSY, HUB, BEARINGS, SEAL (Contains Items 1A, 2 - 5)	1	467763
6B	43482-07	ASSY, HUB, BEARINGS, SEAL (Contains Items 1B, 2 - 5)	1	467762
6C	41034-08	ASSY, HUB, BEARINGS, SEAL (Contains Items 1C, 2 - 5)	1	467764
6D	43483-07	ASSY, HUB, BEARINGS, SEAL (Contains Items 1D, 2 - 5)	1	467761

* ONLY AVAILABLE AS ITEM 6, 6A, B, C or D

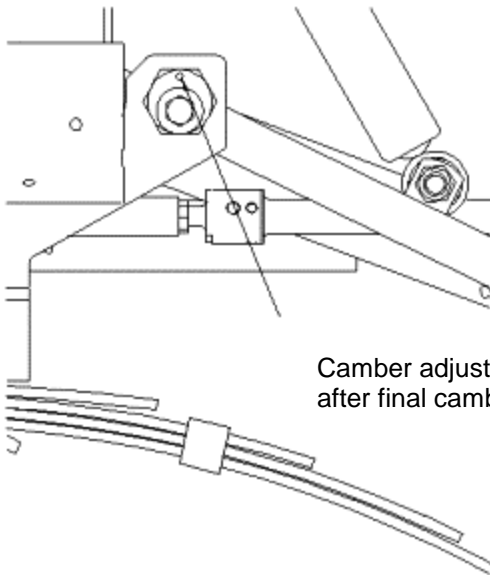


FRONT SUSPENSION, LE – P4



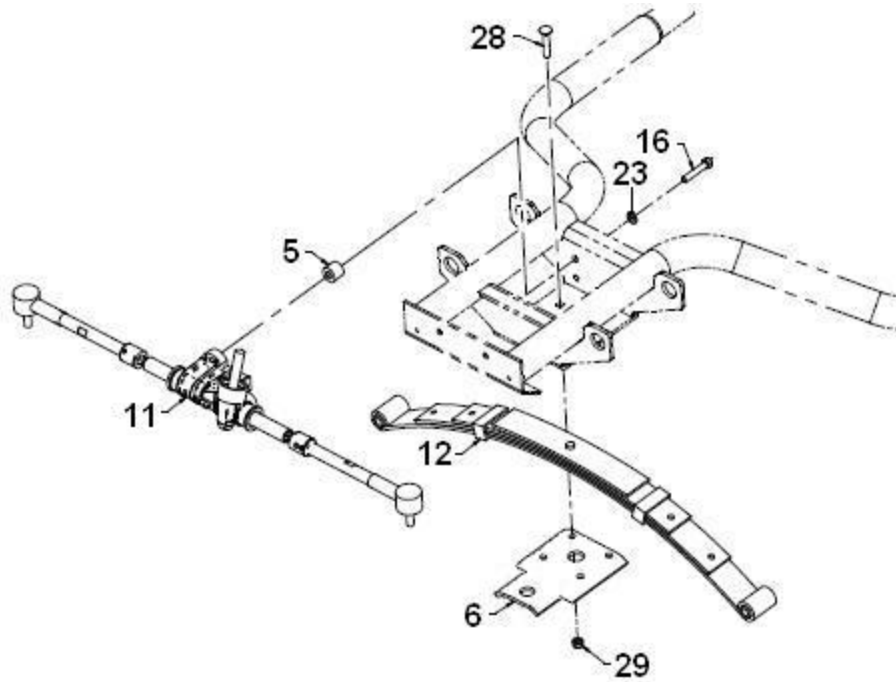
NOTES:

1. Assemble all hardware finger tight. Torque to the following specs after complete assembly.
2. Torque Specifications:
 - Item 10 and 31 to 25 ft. lbs. after final camber adjustment.
 - Item 15 to 35 - 40 ft. lbs.
 - Items 13 & 14 to 45 ft. lbs.
 - Item 27 to 30 ft. lbs.
 - Item 17 to 40 ft. lbs.



Camber adjuster (Item 10) shown in starting position. Torque to 25 ft. lbs after final camber adjustment.

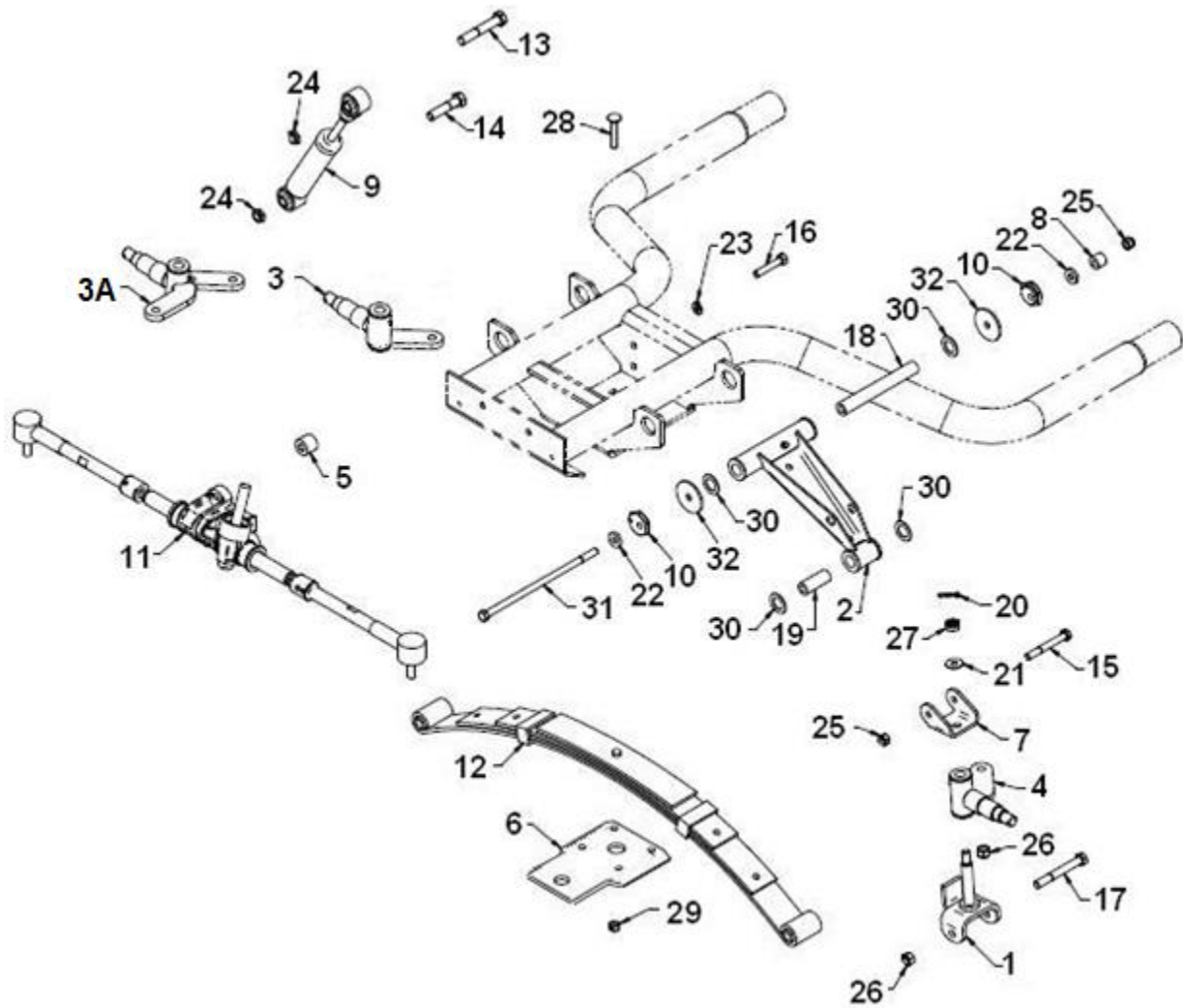
FRONT SUSPENSION, LE – P4 (Cont.)



NOTES:

1. Assemble all hardware finger tight. Torque to the following specs after complete assembly.
2. Torque Specifications:
Item 16 to 30 ft. lbs.
Items 28 to 45 ft. lbs. in a crisscross pattern

FRONT SUSPENSION, LE - P4 (Cont.)



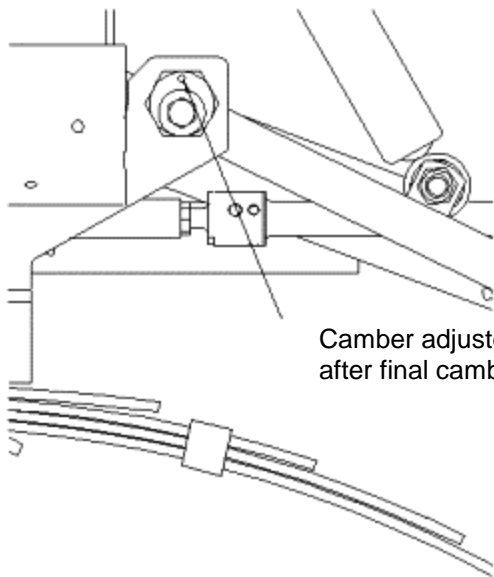
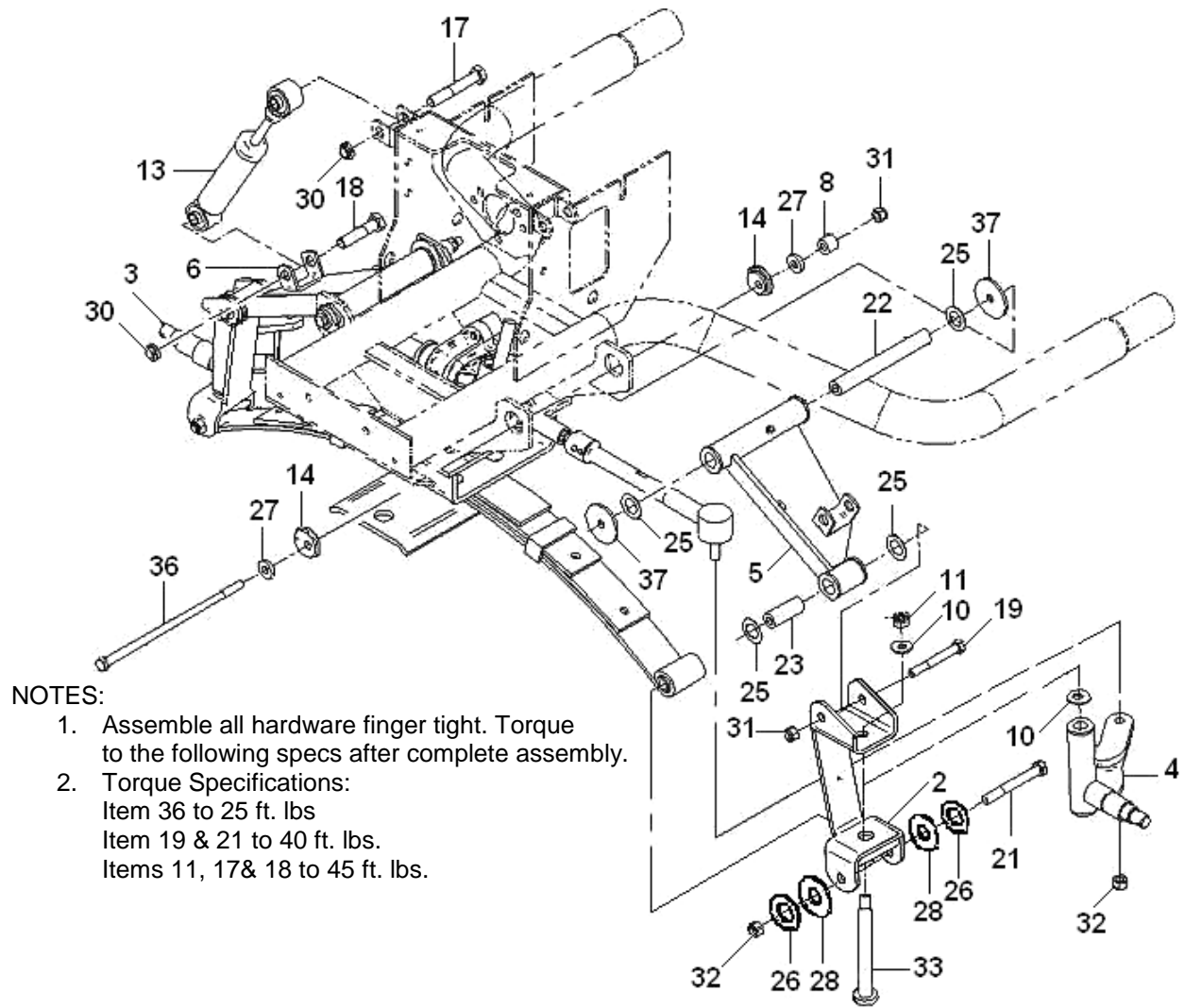
FRONT SUSPENSION, LE – P4 (Cont.)

ITEM	CPC P/N	DESCRIPTION	QTY	SEATS P/N
1	57054-90	KINGPIN	2	303088
2	45399-97	A-ARM ASSY	2	461913
*	43937-86	BUSHING .75" ID SINTERED (Included w/Item 2)	2	709010
*	36460-96	BUSHING .75" ID BRONZE (Included w/Item 2)	2	709008
3	57160-88A	ASSY, RH STEERING	1	468816
3A	57150-88	ASSY, RH STEERING SPINDLE (Being phased out Feb. 2014)	1	463430
*	43938-86	BUSHING .75" ID SINTERED (Included w/Item 3)	2	709005
4	58000-88	ASSY, LH STEERING SPINDLE	1	463528
*	43938-86	BUSHING .75" ID SINTERED (Included w/Item 4)	2	709005
5	53961-01	SPACER, RACK AND PINION MOUNT	3	508915
6	54980-09	SPRING PLATE REAINER 1/4	1	513034
7	45407-97	A-ARM MOUNTING BRACKET	2	510188
8	24693-07	SPACER 0.375 ID X 0.750 OD X 0.625	2	511674PL
9	54514-89	SHOCK ABSORBER	2	709006
10	43946-88	CAMBER ADJUSTER, SINTERED METAL	4	709009
11	57226-01	RACK & PINION ASSEMBLY (See Page 2-15)	1	709061
12	43929-88A	SPRING, 4-LEAF, P4E, UTILITY	1	709096
12A	43929-95	SPRING, 4-LEAF, HD, UTILITY	1	709609
*	43945-86	BUSHING SPRING EYE (Included w/Item 12)	2	739129
13	3406	SCREW, 1/2-13 X 3 GRD 5 HHC	2	719610
14	3407	SCREW 1/2-13 X 2-1/4 HEX CAP	2	719611
15	3508	SCREW, 3/8-24 X 3 GRD 5 HHC	2	719625
16	3775	SCREW 3/8-16 x 2 HHCS	3	719634
17	4253	SCR, HX HD 7/16-20 X 3.5 G5	2	719664
18	43950-88	SPACER, .750/.747 X 5.92/5.91	2	719681
19	43952-97	SPACER, .750/.747 X 1.894	2	719682
20	520-W	PIN. COTTER 1/8X1	2	719728
21	708482	WASHER, 7/16" STD. FLAT, THRU-HARD	2	708482
22	6607-W	WASHER FLT STL, YWZC .390X.910X.18	4	719804
23	7038-B	WASHER -3/8" REG SPRG, LOCK, BLK ZC	3	719836
24	7685	NUT, 1/2-13 A NTE NYLON LOCK	4	719878
25	7775	NUT, 3/8-24 GR A NE NYLON INS LOCK	4	719900
26	7825	NUT, 7/16-20, LOCK, GA, NE, NYLON INSERT	4	719908
27	7948	NUT, 7/16-20, SLOTTED	2	719917
28	781111	SCREW, 3/8-16 X 2, CARR., G 8	4	781111
29	781113	NUT, 3/8-16, L/N, GB, YWZC	8	781113
30**	5714	WASHER, .760X1.25X.010 F/W 18-8SS	8	719759
30**	5715	WASHER, .760X1.25X.020 F/W 18-8SS	8	719760
31	3452A	SCREW, 3/8-24 X 9, HHCS, GR5	2	781205
32	6801A	WASHER, .406 X 2.000 X .134, FLAT	4	781206
N/A	43859-07	KIT, 9" A-ARM BOLT (Includes Items 8, 22, 25, 30, 31, & 32)	1	191439U

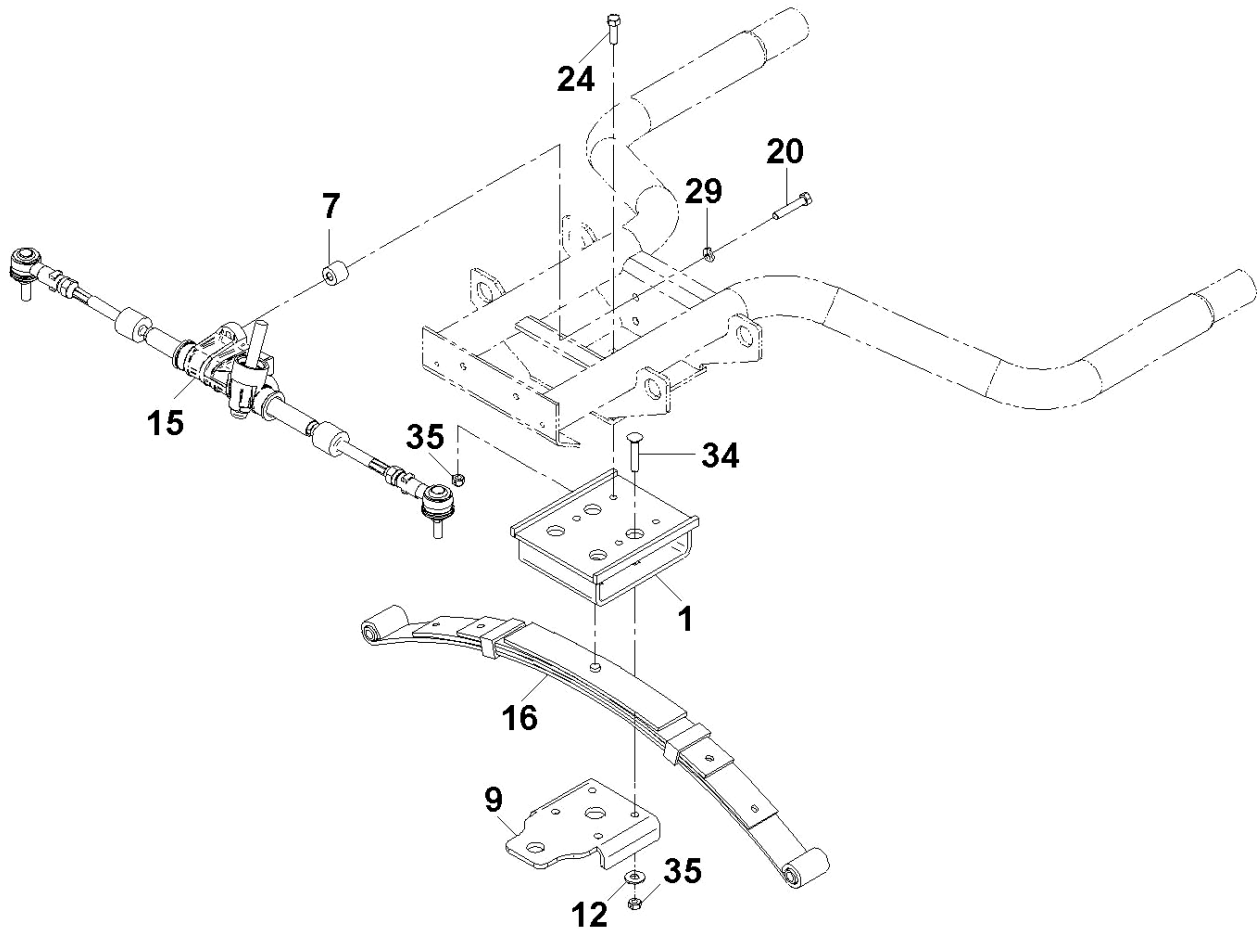
* NOT SHOWN

** USE 5714 AND/OR 5715 AS REQUIRED TO ACHIEVE SNUG FIT

FRONT SUSPENSION, SE – P4



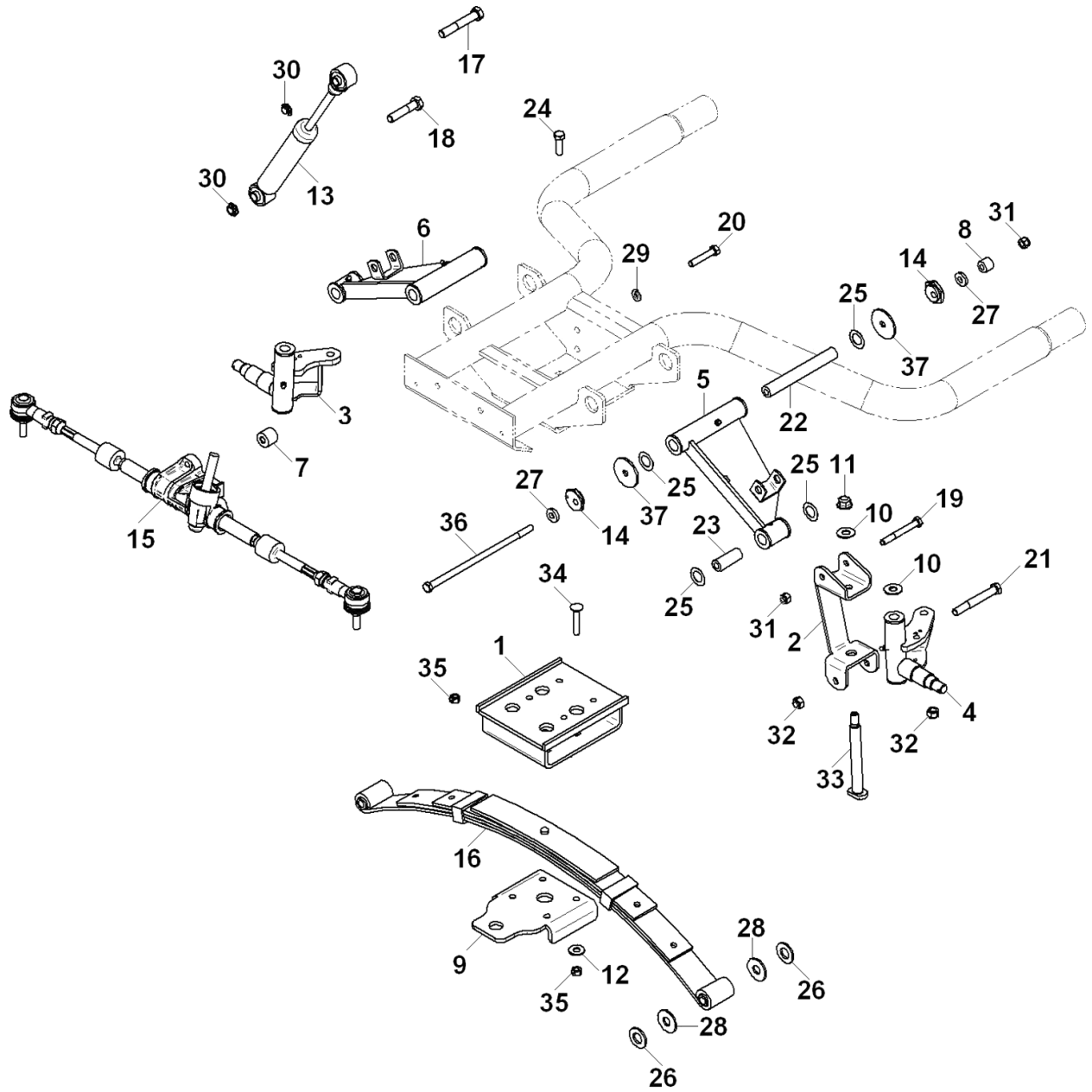
FRONT SUSPENSION, SE - P4 Cont.)



NOTES:

1. Assemble all hardware finger tight. Torque to the following specs after complete assembly.
2. Torque Specifications:
Item 20 & 24 to 30 ft. lbs.
Items 34 to 45 ft. lbs. in a crisscross pattern

FRONT SUSPENSION, SE – P4 (Cont.)



FRONT SUSPENSION, SE – P4 (Cont.)

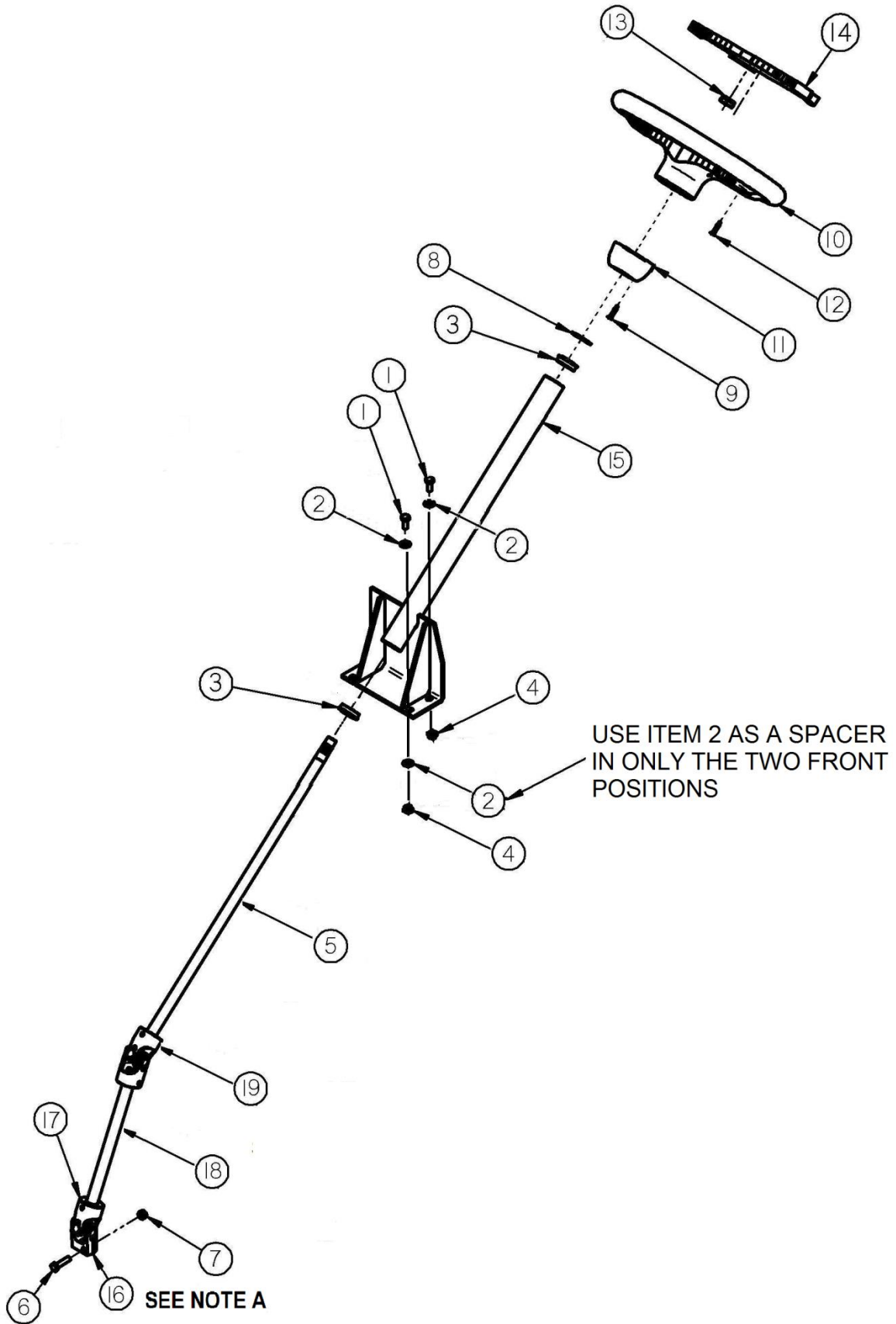
ITEM	CPC P/N	DESCRIPTION	QTY	SEATS P/N
1	40943-04	WELDM'T, FRONT LIFT -SUMMIT	1	307536EC
2	56950-09	KINGPIN BRACKET	2	310004EC
3	57152-04	ASSY, RH SMT SPINDLE	1	467162
*	57149-04	ASSY, RH SMT SPINDLE, W/BRAKE MOUNT	1	467274
4	57153-04	ASSY, LH SMT SPINDLE	1	467163
*	57148-04	ASSY, LH SMT SPINDLE, W/BRAKE MOUNT	1	467275
*	43938-86	BUSHING .75" ID SINTERED (Included w/Items 3 & 4)	2	709005
5	45397-04	ASSY, LH SMT A-ARM	1	467164
6	45398-04	ASSY, RH SMT A-ARM	1	467165
*	43937-86	BUSHING .75" ID SINTERED (Included w/Items 5 & 6)	2	709010
*	36460-96	BUSHING .75" ID BRONZE (Included w/Items 5 & 6)	2	709008
7	53961-01	SPACER, RACK AND PINION MOUNT	3	508915
8	24693-07	SPACER 0.375 ID X 0.750 OD X 0.625	2	511674PL
9	54980-09	SPRING PLATE REAINER 1/4	1	513034
10	708482	WASHER, 7/16" STD. FLAT, THRU-HARD	2	708482
11	8169	NUT, 7/16-20, L/N, FLG, TOP,GG, ZC&WAX	2	708592
12	708840	WASHER, 3/8", FLAT, PLTD	4	708840
13	54514-89	SHOCK ABSORBER	2	709006
14	43946-88	CAMBER ADJUSTER, SINTERED METAL	4	709009
15	57226-01	RACK & PINION ASSEMBLY (See Page 2-15)	1	709061
16	43929-95	SPRING, 4-LEAF, HD, UTILITY	1	709609
*	43945-86	BUSHING SPRING EYE (Included w/Item 16)	2	739129
17	3406	SCREW, 1/2-13 X 3 GRD 5 HHC	2	719610
18	3407	SCREW 1/2-13 X 2-1/4 HEX CAP	2	719611
19	3508	SCREW, 3/8-24 X 3 GRD 5 HHC	2	719625
20	3775	SCREW 3/8-16 x 2 HHCS	3	719634
21	4253	SCR, HX HD 7/16-20 X 3.5 G5	2	719664
22	43950-88	SPACER, .750/.747 X 5.92/5.91	2	719681
23	43952-97	SPACER, .750/.747 X 1.894	2	719682
24	4716-W	SCREW, HX HD CAP 3/8-16 X 1 ¼ G5	4	719694
25**	5714	WASHER, .760X1.25X.010 F/W 18-8SS	8	719759
25**	5715	WASHER, .760X1.25X.020 F/W 18-8SS	8	719760
26	57363-95	WASHER, FLT NYLON, .76IDX1.42OD	4	719767
27	6607-W	WASHER FLT STL, YWZC .390X.910X.18	4	719804

ITEM	CPC P/N	DESCRIPTION	QTY	SEATS P/N
28	6655-B	WASHER FLT STL. BLK HC, 9/16"	4	719808
29	7038-B	WASHER -3/8" REG SPRG, LOCK, BLK ZC	3	719836
30	7685	NUT, 1/2-13 A NTE NYLON LOCK	4	719878
31	7775	NUT, 3/8-24 GR A NE NYLON INS LOCK	4	719900
32	7825	NUT, 7/16-20, LOCK, GA, NE, NYLON INSERT	4	719908
33	56951-09	KINGPIN, BOLT ON	2	760563
34	781111	SCREW, 3/8-16 X 2, CARR., G 8	4	781111
35	781113	NUT,3/8-16,L/N,GB,YWZC	8	781113
36	3452A	SCREW, 3/8-24 X 9, HHCS, GR5	2	781205
37	6801A	WASHER, .406 X 2.000 X .134, FLAT	4	781206
N/A	57257-09	KIT, BOLT THRU KINPIN (Includes 2, 10, 11, 31-33)	1	191786U
N/A	43859-07	KIT, 9" A-ARM BOLT (Includes Items 8, 25, 27, 31, 36, 37)	1	191439U

* NOT SHOWN

** USE 5714 AND/OR 5715 AS REQUIRED TO ACHIEVE SNUG FIT

STEERING COLUMN - P4



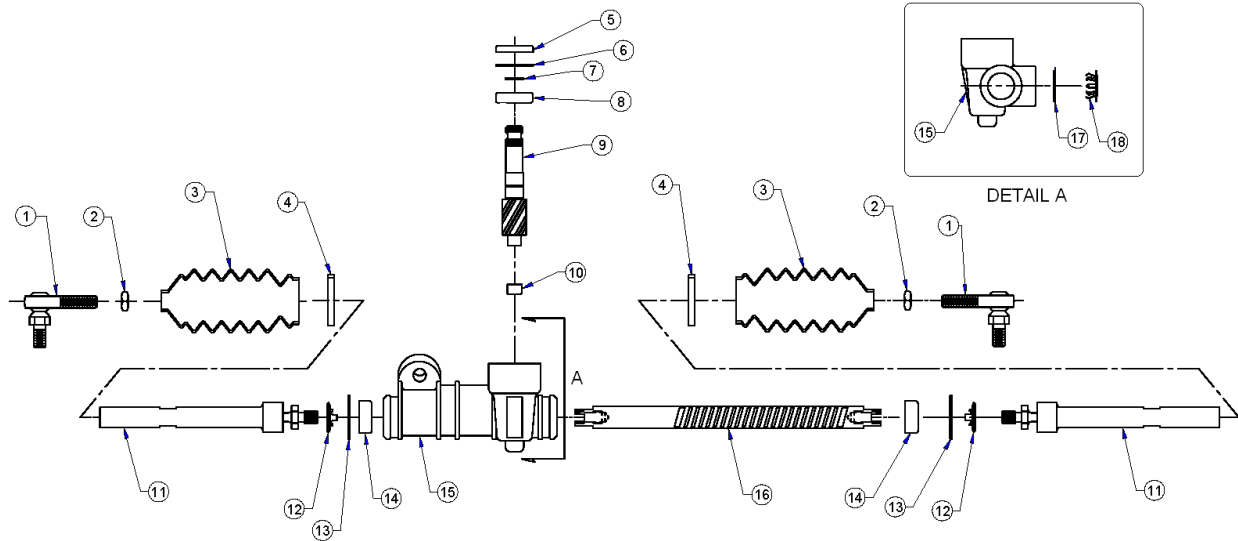
STEERING COLUMN – P4 (Cont.)

ITEM	CPC P/N	DESCRIPTION	QTY	SEATS P/N
1	3987-BS	SCREW, HEX HEAD CAP 5/16-18X3/4 G5	4	719642
2	6702-B	WASHER FLT STL 5/16 BLK MAXCOAT	6	719810
3	9029	BALL BEARING, .75 ID	2	709023
4	7525	NUT 5/16-18 GR A SERRATED FLNG LOCK	4	719864
5	57101-08	STEERING SHAFT ASSY, 39.197" OAL	1	759916
6	3925	SCR, 5/16-18 X 1-3/4 HHCS, G8, ZC	1	708746
7	57112-11	NUT, 5/16-18, NYLOK G8, YWZC	1	781120
8	6656	BUSHING 3/4 X 1-1/2 X 14GA WIDE RIM YWZ	1	719809
9	2638	SCREW, #6X3/4, PPH (Used with Item 11)	2	719577
N/A	57061-99	STEERING WHEEL ASSY (Includes Items 8, 9, 10, & 11)	1	463399
10	57069-84	STEERING WHEEL, SPORT	1	709056
11	57098-98	STEERING HUB COVER (Used with Item 10)	1	709085
12	2641	SCREW, #10 X 1, PPH, TAPPING , T-A BLACK	3	729263
13	7995	NUT, 5/16-18 GR A NTE NYLON JAM INSERT	1	719919
14	57089-99	SCORECARD HOLDER	1	709043
15	57141-98	STEERING COLUMN	1	305425
16	57109-08	YOKE ASSEMBLY, BOLT-WELD	1	759918
17	760010	ROLL PIN 1/4X1 3/4	3	760010
18	N/A	INTERMEDIATE SHAFT	1	N/A
19	57108-08	YOKE ASSEMBLY, WELD-WELD	1	759917

* NOT SHOWN

NOTE A: If replacing only the splined yoke see Service Bulletin SB 10-009.

RACK & PINION ASSEMBLY – P4



ITEM	CPC P/N	DESCRIPTION	QTY	SEATS P/N
1	43958-00	ROD END	2	709099
2	7829	NUT, M14 X 1.5, JAM - TIE ROD	2	749305
3	57168-00	BOOT, STEERING	2	709106
4	N/A	CLAMP, STEERING BOOT	2	N/A
5	57183-01	SEAL, OIL- PINION	1	739675
6	861	RING, RETAINING - PINION	1	719942
7	862	RING, RETAINING	1	719943
8	9002	BEARING BALL - PINION	1	749707
9	57180-01	PINION STEERING GEAR	1	739674
10	43900-01	BUSHING PINION	1	739123
11	57172-00	BALL JOINT, TIE ROD	2	709101
12	57190-88	LOCK WASHER, STEERING	2	709097
13	57166-88	WASHER, STEERING STOP	2	709100
14	43901-01	BUSHING RACK	2	739124
15	53960-01	HOUSING, RACK & PINION	1	709061
16	57171-01	RACK STEERING GEAR	1	739665
17	11112	O-RING, #22 1 X 1-1/8 X 1/16 BUNA	1	719517
18	63912	PLUG 1" 12 PRONG HOLE ZNC/CLEAR	1	719794
19	57226-01	RACK & PINION ASM (Includes Items 1-18)	1	709061
20*	93250	BALL JOINT REPLACEMENT KIT (Includes Items 1, 3, 7, 11 – 13) SEE NOTE	1	191868U

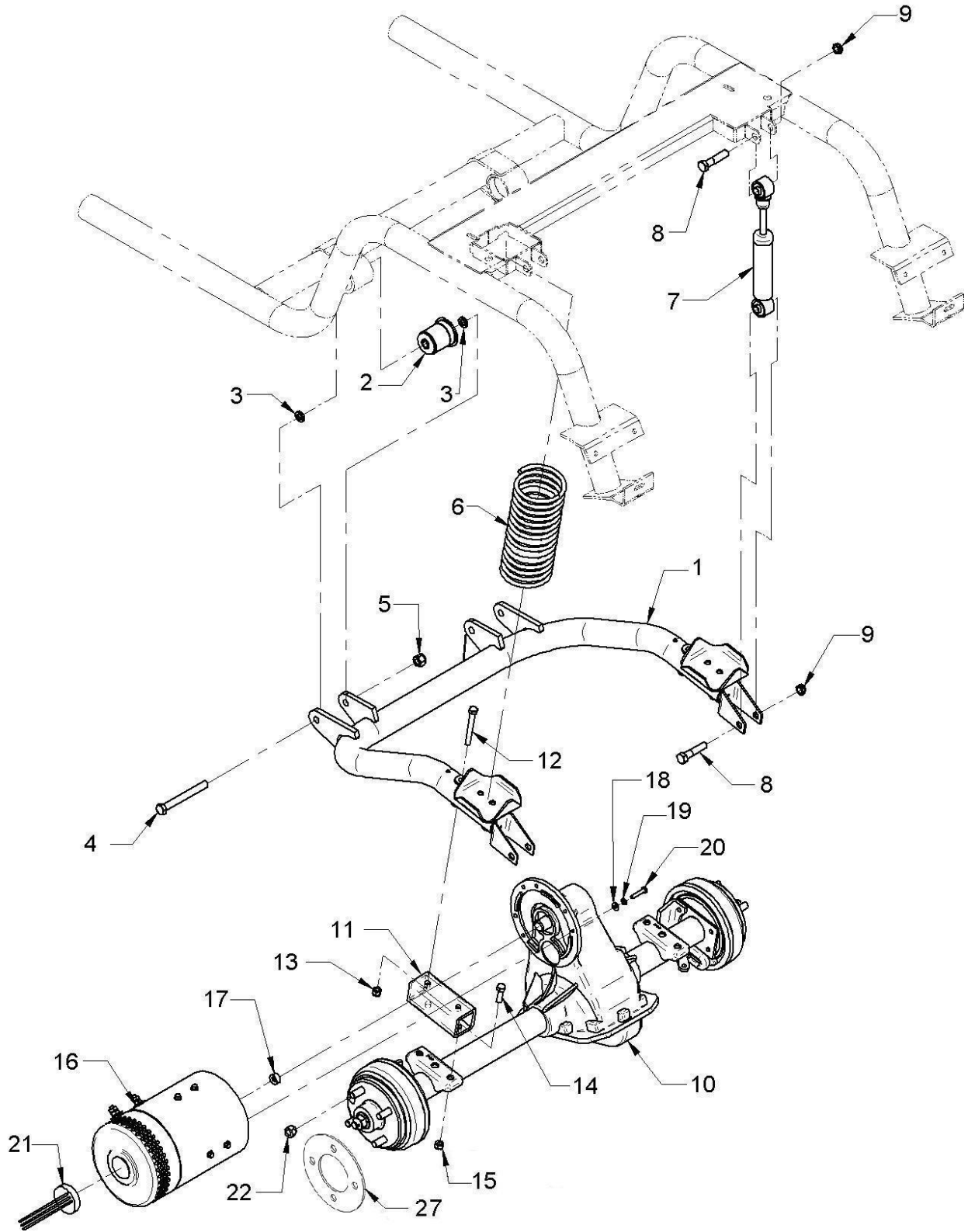
* NOTE: Kit services one side. Item 4 is replaced with a cable tie, P/N 10043

Eagle Parts Manual

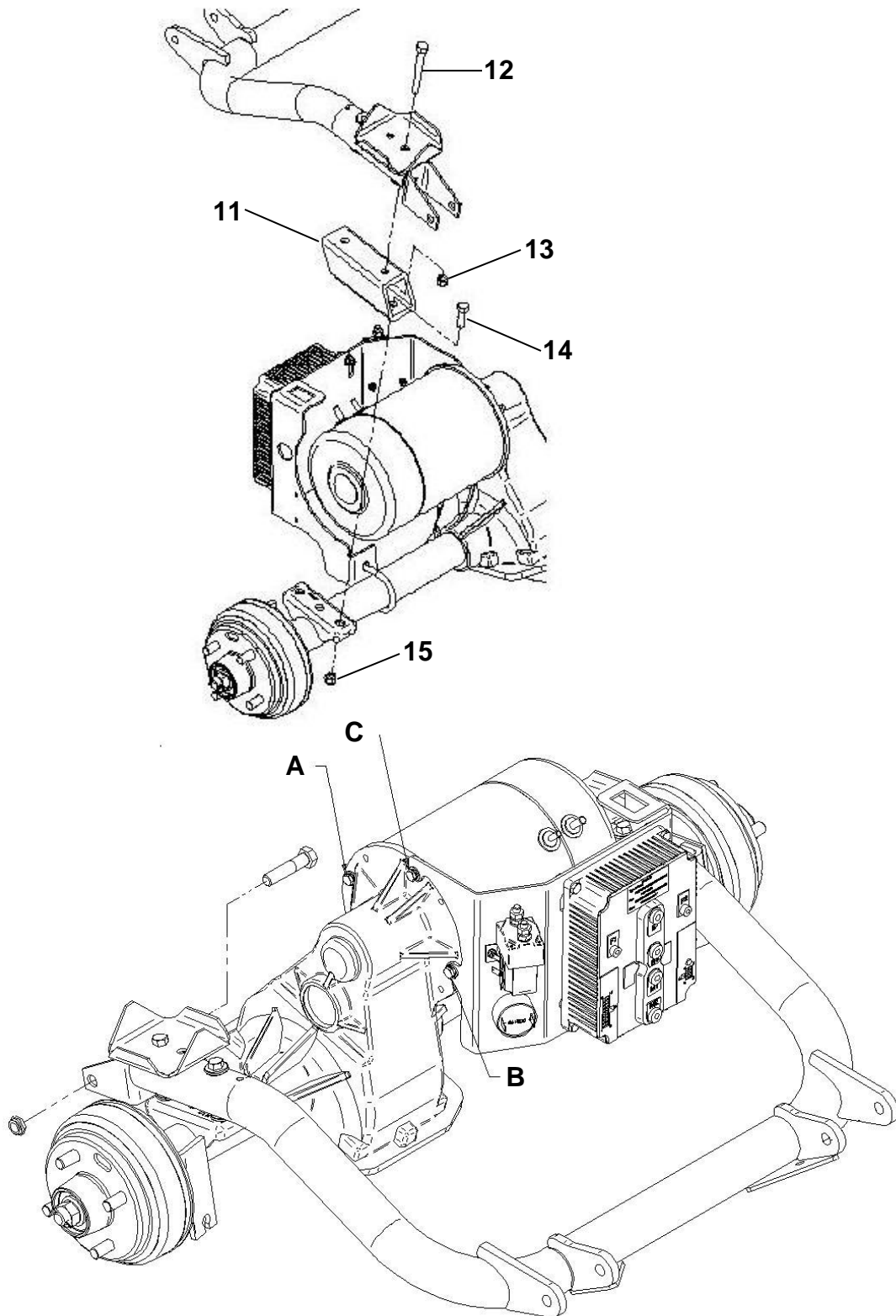
Section 3

Rear Suspension, Motor and Axles

REAR SUSPENSION AND MOTOR – P4



REAR SUSPENSION, AXLE AND MOTOR – P4 (Cont.)



Loosely tighten screws (Item # 20) A & B. Loosely tighten screw C to draw face of motor up to flange on axle evenly. Torque A & B to 100 ft. lbs. then torque C to 100 ft. lbs.

REAR SUSPENSION, AXLE AND MOTOR – P4 – Cont.

ITEM	CPC P/N	DESCRIPTION	QTY	SEATSI P/N
1	47039-89	REAR FORK, P4E	1	308381
2	47524-66	BUSHING, REAR FORK	2	709024
3	6568-B	WASHER, .515 X .812 X .134, FLT STL	4	719802
4	4004	SCREW, 1/2-20 X 4 1/2, HHCS, GR 5 (Torque to 45 ft. lbs.)	2	719647
5	7812-W	NUT, 1/2-20, NE NYLOC, GR A	2	719907
6	54565-86	SPRING, REAR COIL, (USED ON SM2)	2	709031
7	54514-89	SHOCK ABSORBER	2	709006
8	3407	SCREW, 1/2-13 X 2 1/4, HHCS (Torque to 45 ft. lbs.)	4	719611
9	7685	NUT, 1/2-13, NTE NYLOC, GR A	1	719878
10		ELECTRIC AXLE (MUST SPECIFY VIN, AXLE RATIO, BRAKES, & TIRE SIZE -CONTROLLER & AXLE MUST BE MATCHED)	1	
11	40944-04	LIFT BLOCK -REAR	2	511758EC
12	4434-W	SCREW, 3/8-24 X 3 1/4, HHCS, GR 5 (Torque to 35 ft. lbs.)	4	719687
13	7775	NUT, 3/8-24, NYLOC, GR A	4	719900
14	4716-W	SCREW, 3/8-16 X 1 1/4, HHCS, GR 5 (Torque to 35 ft. lbs.)	4	719694
15	7778	NUT, 3/8-16, NYLOC, GR A	4	719902
16	69300-03	MOTOR, ELEC 48V SEP EX, STD DUTY	1	719135
16A	69301-04	MOTOR, ELEC 48V HD DIRECT W/TACH	1	719339
17	11423	RESILIENT BUMPER-ELEC MOTOR	1	709050
18	6703-B	WASHER, 1/4, SAE FLT STL	3	719811
19	7036-B	WASHER, 1/4, REGULAR SPRING LOCK	3	719834
20	708646	SCREW, 1/4-20 X 1 1/4, GR 8 (See page 3-3 for torque)	3	708616
21	74884-04	KIT, SPEED SENSOR AND MAGNET(Part of Item # 16A)	1	719446
22	760671	SPACER, .75X.5X.5	2	760671
23	3406	SCREW, 1/2-13X3 HHC, (Torque to 45 ft. lbs.)	2	719610
24	8169	NUT, 7/16-20	4	708592
25	5799	SPACER, .450X.680X.190	4	781741
26	4256	SCREW, 7/16-20X1 1/2 HHC (Torque to 45 ft. lbs.)	4	719665
27	43740-04	WHEEL SPACER (See Section 6 – Wheels)	1	509958

MOTOR, SEP EX, HEAVY DUTY, W/TACH – P4

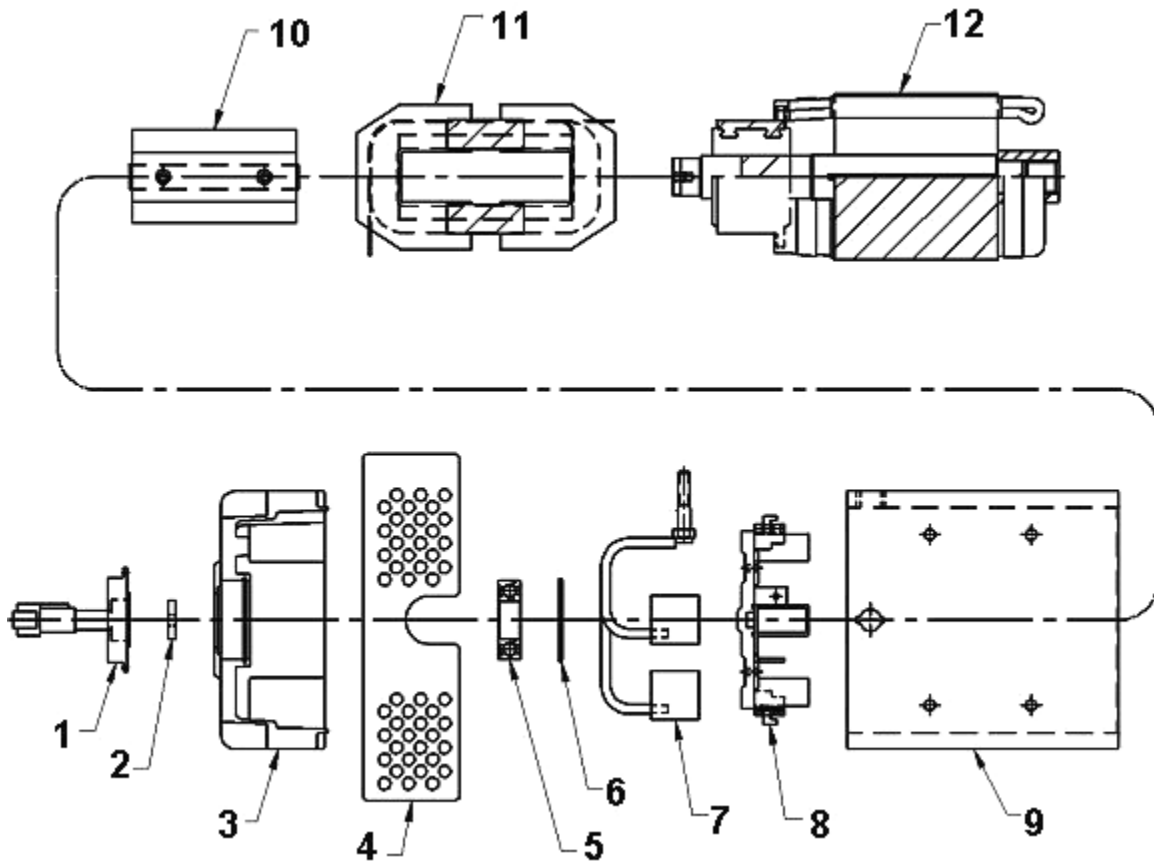
(NOTE: See Page 3-14 for the standard duty motor)

ITEM	CPC P/N	DESCRIPTION	QTY.	SEATS P/N
1	74884-04	SPEED SENSOR KIT (INCLUDES ITEM 2, SEE NOTE 2)	1	719446
2	(SEE NOTE 1)	MAGNET (SEE NOTE 2)	1	N/A
3	(SEE NOTE 1)	COMMUTATOR END HEAD (SEE NOTE 2)	1	N/A
4	(SEE NOTE 1)	HEAD BAND (SEE NOTE 2)	1	N/A
5	83310-07	BEARING	1	759896
6	(SEE NOTE 1)	RETAINING RING	1	N/A
7	30402-06	BRUSH ASSY. (SEE NOTE 2)	2	759780
8	30403-06	BRUSH BOX ASSY. (SEE NOTE 2)	1	759781
9	SEE NOTE 1)	MOTOR FRAME	1	N/A
10	SEE NOTE 1)	POLE SHOE ASSY. (SEE NOTE 2)	4	N/A
11	SEE NOTE 1)	SHUNT COIL ASSY. (SEE NOTE 2)	1	N/A
12	SEE NOTE 1)	ARMATURE ASSY.	1	N/A
13*	69301-04	MOTOR, COMPLETE (INCLUDES ITEMS 1-12)	-	719339

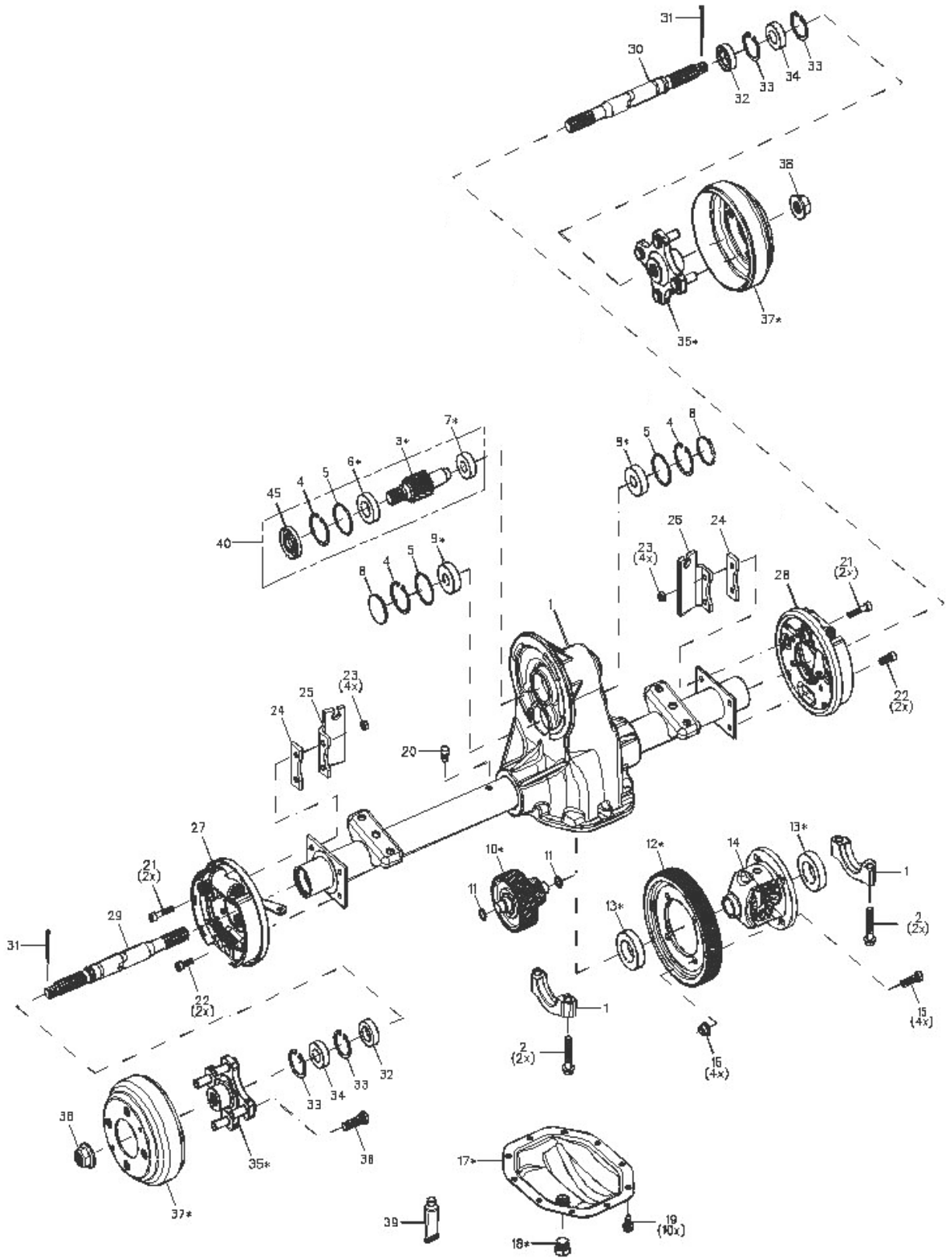
* ITEM NOT SHOWN

NOTES:

1. ONLY AVAILABLE AS SPECIAL ORDER
2. ITEM INCLUDES ALL NECESSARY FASTENERS



AXLE - P4



*ITEM INCLUDED IN A KIT

AXLE – P4 (Cont.)

ITEM	CPC P/N	DESCRIPTION	QTY	SEATS P/N
1	N/A	HOUSING, AXLE	1	N/A
2	N/A	BOLT, DIFFERENTIAL CAP (Included with Item 1)	4	N/A
3	N/A	SHAFT, INPUT (See gear set info)	1	N/A
4	90006-90	RING, SNAP	3	749701
5	11118	O-RING	3	729030
6	90003-90A	BEARING, BALL	1	760375
7	90004-90	BEARING, BALL	1	749699
8	N/A	PLUG, END CAP	2	N/A
9	82810-90	BEARING, BALL	2	749419
10	N/A	SHAFT, INTERMEDIATE GEAR	1	N/A
11	11119	O-RING	2	719132
12	N/A	GEAR, FINAL DRIVE (See gear set info)	1	N/A
13	90005-90	BEARING, BALL	2	749700
14	83212-00	DIFFERENTIAL ASSEMBLY	1	749575
15	N/A	SCREW, CAP	4	N/A
16	N/A	NUT, LOCK	4	N/A
17	90007-00	PLATE, COVER	1	749702
18	90008-00	PLUG, DRAIN/FILL	1	749704
19	N/A	SCREW, TAPPING	10	N/A
20	82701-90	VENT	1	759791
21	N/A	SCREW, FLANGE HEAD LONG	4	N/A
22	N/A	SCREW, FLANGE HEAD SHORT	4	N/A
23	7810	NUT, LOCK	8	719906
24	N/A	SPACER BRACKET	2	N/A
25*	47757-88	BRACKET, BRAKE CABLE (MECHANICAL BRAKES)	1	503969
25	47756-88	BRACKET, BRAKE CABLE (HYDRAULIC BRAKES)	1	503970
26*	47756-88	BRACKET, BRAKE CABLE (MECHANICAL BRAKES)	1	503970
26	47757-88	BRACKET, BRAKE CABLE (HYDRAULIC BRAKES)	1	503969
27*	41813-86B	ASSEMBLY, BRAKE, LH (MECHANICAL BRAKES)	1	709171
27	41813-02	ASSEMBLY, BRAKE, LH (HYDRAULIC BRAKES)	1	719137
28**	41814-86B	ASSEMBLY, BRAKE, RH (MECHANICAL BRAKES)	1	709170
28	41814-02	ASSEMBLY, BRAKE, RH (HYDRAULIC BRAKES)	1	719138
29	90001-90	SHAFT, AXLE, LH LONG (See Note)	1	749696
30	90002-90	SHAFT, AXLE, RH SHORT (See Note)	1	749698
31	560	PIN, COTTER	2	707337
32	82704-78	SEAL, OIL	2	749367
33	82706-78	RING, RETAINING	4	749370
34	82705-78	BEARING, BALL	2	749369
35	N/A	ASSEMBLY, HUB, WHEEL (Includes Item 36 & 47 See Item 44)	2	N/A

AXLE – P4 (Cont.)

ITEM	CPC P/N	DESCRIPTION	QTY	SEATS P/N
36	719463-05	BOLT, WHEEL (1.680" LONG)	8	719463
37	N/A	DRUM, BRAKE (See Item 44)	2	N/A
38	N/A	NUT, LOCKING 5/8-18 HEX FLANGE (See Note)	2	N/A
39	N/A	SEALANT, ANAEROBIC	A/R	N/A
40*	N/A	KIT, INPUT GEAR (Includes Items 3-7 & 45 see gear info)	1	N/A
41*	N/A	KIT, GEAR (Includes Items 3, 10 & 12 see gear info)	1	N/A
42*	N/A	KIT, BEARING (Includes Items 6, 7, 9 & 13)	1	N/A
43*	N/A	KIT, COVER PLATE (Includes Items 17 & 18)	1	N/A
44*	41844-96	KIT, HUB/DRUM (Includes Items 35 & 37)	2	719281
45	83165-08	OIL SEAL – INPUT SHAFT	1	760371
46*	82772-06A	KIT, INPUT BEARING & O-RING (Includes Items 4 - 7 & 45 see gear info)	1	191697U
47*	N/A	HUB (See Item 44)	2	N/A

* Not Shown

NOTE: If this locking nut requires replacement or if you have castle nuts, order P/N 7538, NUT 5/8-18 Locking Flange.

AXLE DESCRIPTIONS – P4

AXLE TYPE	CPC PART #	RATIO	SI PART #
MECHANICAL BRAKES	82655-05A	10.35:1	760366
	82652-02A	12.44:1	760381
	82654-02A	14.76:1	760365
	82656-02A	16.99:1	760382
HYDRAULIC BRAKES	82821-04A	10.35:1	760368
	82653-02A	12.44:1	760367

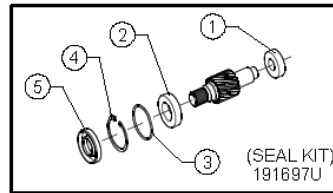
GEAR SETS - P4

NOTE A:
CAN BE USED FOR SERVICING 2008 & EARLIER AXLES
WHEN REPLACEMENT GEARS NEEDED -
ORDER NEW PINION SHAFT DESIGN COMPLETE ASM.

NOTE B:
NEW SEAL LIP PINION &
GEAR SET KIT NOW INCLUDES:
- SEALING O-RINGS
- END CAP PLUGS
- BEARINGS

NOTE C:
CAN ALSO SERVICE EARLIER AXLES

NOTE D:
PINION SEAL KIT 191697U
(CPC 82779-08)
FOR USE ONLY WITH
NEW PINION SHAFT DESIGN



SEE NOTE A

KIT (INCLS GEARS, PINION&SEAL KIT & COMPONENT PARTS)		
CPC PN	SI PN	GEAR RATIO
82773-08	191700U	10.35:1
82774-08	191701U	12.44:1
82775-08	191702U	14.76:1
82776-08	191703U	16.99:1

INTERMEDIATE & RING GEAR SET			INTERMEDIATE GEARS			RING GEAR		
SI PN	DANA PN	GEAR RATIO	DANA PN	NO. OF TEETH	QTY	DANA PN	NO. OF TEETH	QTY
760376	012KG112	10.35:1	012GZ156X	22 & 53	1	012GS395	116	1
760402	012KG114	12.44:1	012GZ134X	24 & 55	1	012GS284	114	1
760401	012KG115	14.76:1	012GZ146X	22 & 56	1	012GS323	116	1
760400	012KG113	16.99:1	012GZ150X	22 & 58	1	012GS323	116	1

SEE NOTE C

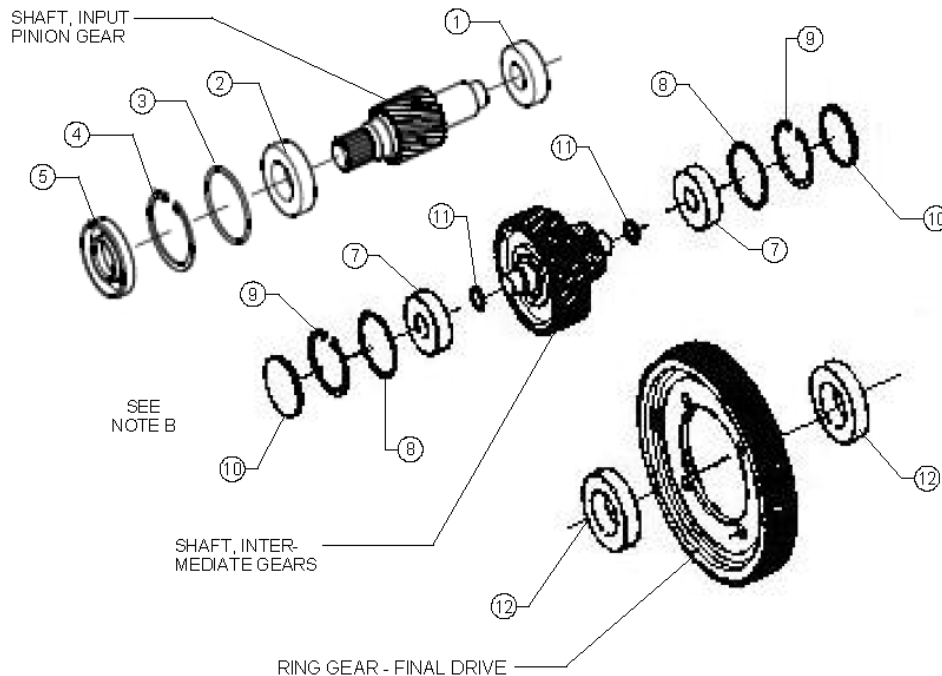
PINION & SEAL KIT (INCLUDES ITEMS IN SEAL KIT 191697U)					PINION GEAR			
CPC PN	SI PN	DESCRIPTION	DANA	QTY	GEAR RATIO	DANA PN	NO. OF TEETH	QTY
83218-08	760372	NEW LIP SEAL PINION KIT	012LK173	1	10.35:1	012GS392	27	1
83297-08	760373	NEW LIP SEAL PINION KIT	012LK174	1	12.44:1	012GS389	21	1
83214-08	760386	NEW LIP SEAL PINION KIT	012LK175	1	14.76:1	012GS390	20	1
83219-08	760374	NEW LIP SEAL PINION KIT	012LK177	1	16.99:1	012GS393	18	1

SEE NOTE D

PINION SEAL KIT 191697U / (CPC # 82779-08)					
	CPC PN	SI PN	DESCRIPTION	DANA	QTY
1	90004-90	749699	BEARING, BALL, INNER	012HD104	1
2	90014-08	760375	BEARING, BALL, OUTER	012HD112	1
3	11118	729030	O-RING	012HH118	1
4	90006-90	749701	RING, SNAP	012HR101	1
5	83165-08	760371	OIL SEAL - INPUT SHAFT	012HH152	1
6*	N/A	N/A	INSTRUCTION SHEET	012TG135	1

* ITEM NOT SHOWN

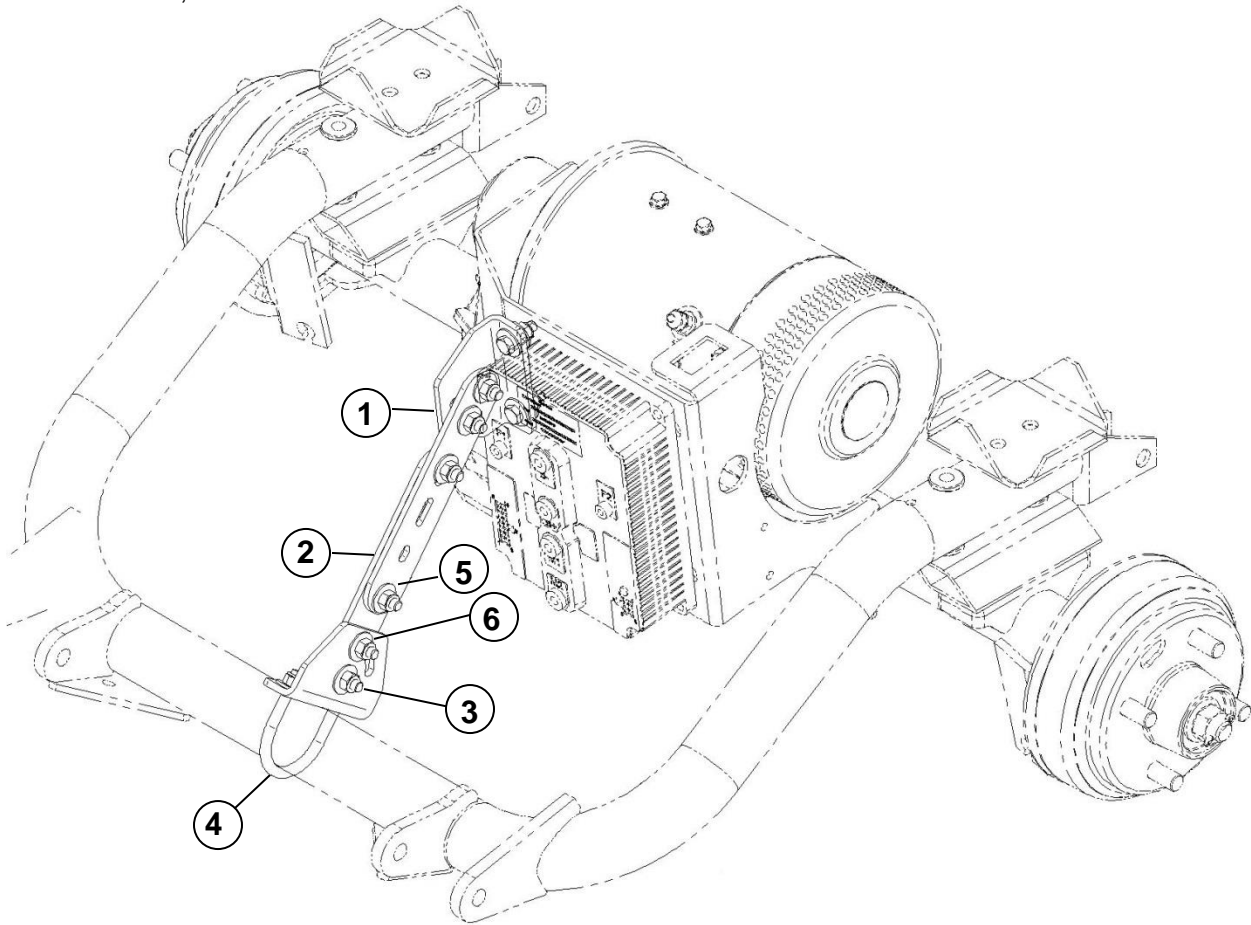
COMPONENTS FOR GEAR SET KIT (SEE KIT CHART)					
	CPC PN	SI PN	DESCRIPTION	DANA	QTY
7	82810-90	749419	BEARING, BALL	012HD111	2
8	11118	729030	O-RING	012HH118	2
9	90006-90	749701	RING, SNAP	012HR101	2
10	82808-90	749418	PLUG, END CAP	012HG138	2
11	11119	719132	O-RING	012HH101	2
12	90005-90	749700	BEARING, BALL	585994	2



AXLE BRACE KIT – P4

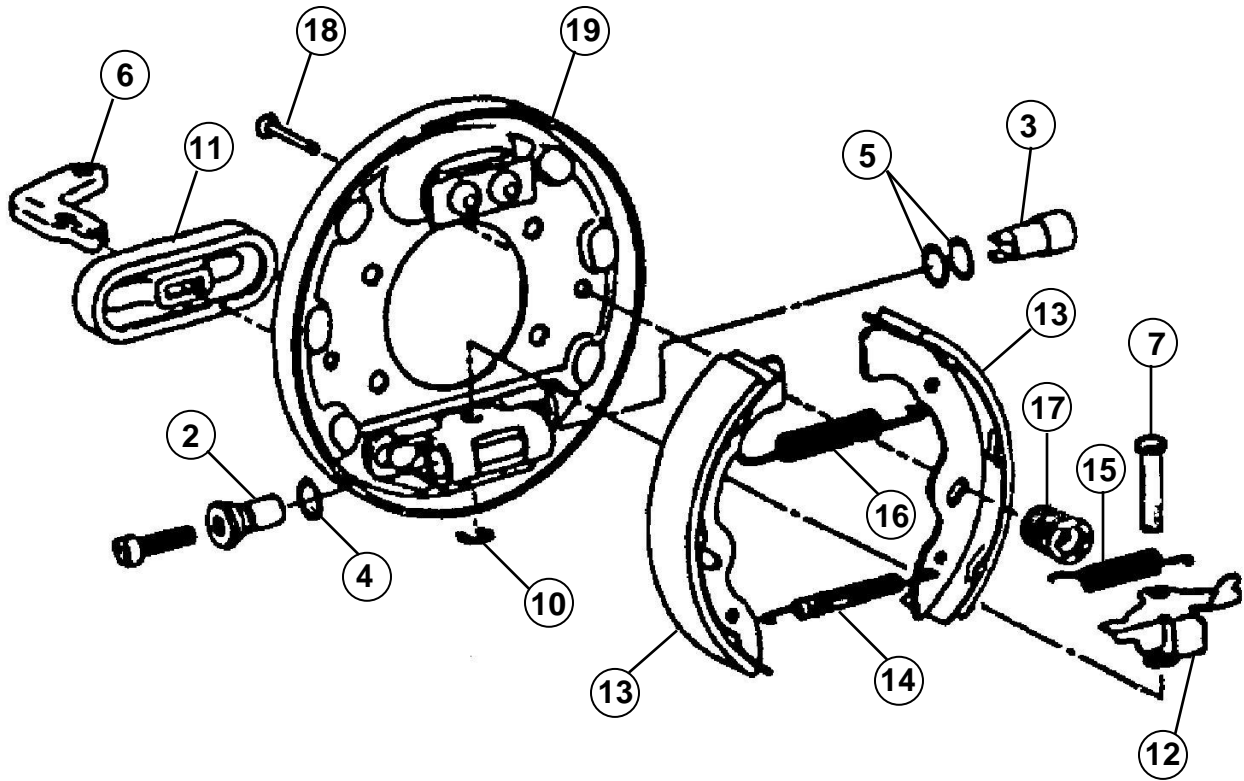
NOTE: Only available as a kit. P/N 45310-10A. See Service Bulletin SB10-004A.

ITEM	DESCRIPTION	QTY
1	BRACKET	2
2	STRAP	2
3	SCREW, 5/16-18X1 HHCS	8
4	U-BOLT, #014	1
5	WASHER, 5/16 USS/STD	18
6	NUT, 5/16-18 NYLOCK	10



MECHANICAL BRAKE ASSEMBLY – P4

(Left Hand Shown)



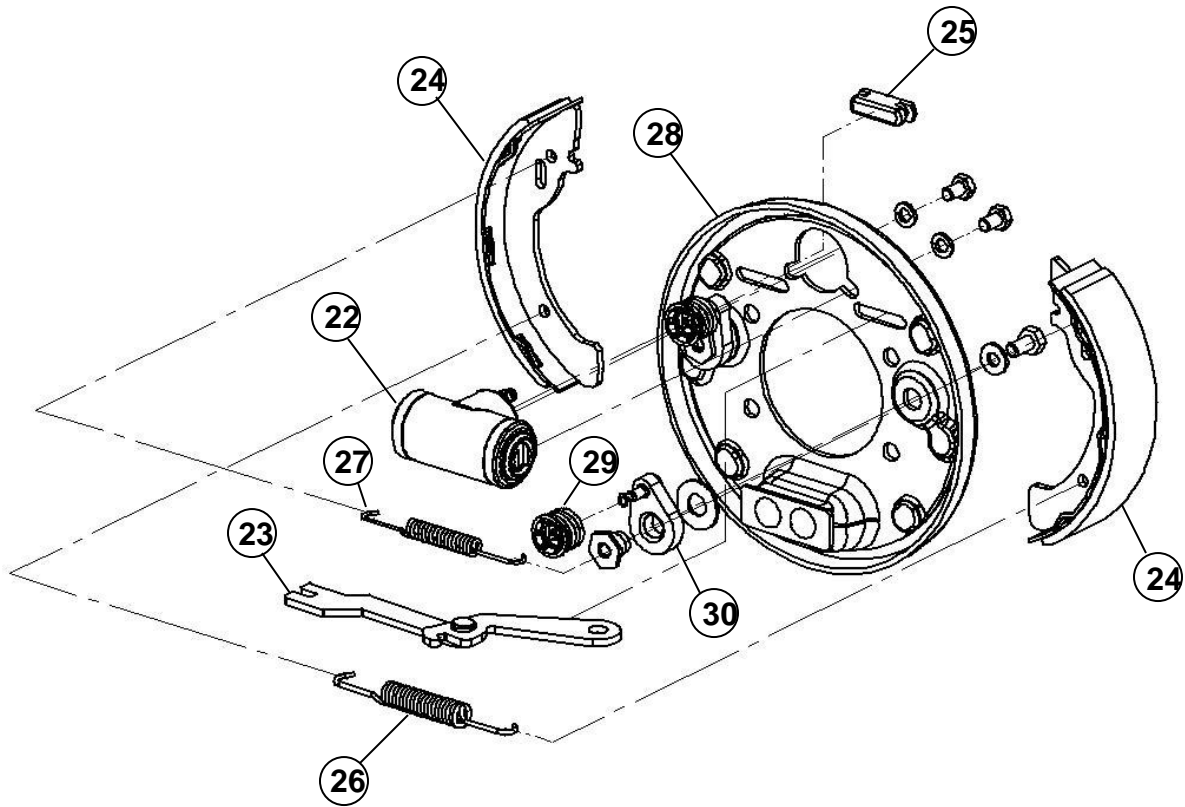
MECHANICAL BRAKE ASSEMBLY – P4 (Cont.)

ITEM	CPC P/N	DESCRIPTION	QTY	SI P/N
1	41813-86B	MECH. BRAKE ASSY, LH (Includes Items 2 -19)	1	709171
1A*	41814-86B	MECH. BRAKE ASSY, RH (Includes Items 2 -19)	1	709170
2	N/A	ADJUSTER, LH	1	N/A
2A*	N/A	ADJUSTER, RH	1	N/A
3	N/A	PUSH ROD	1	N/A
4	N/A	WASHER, FLAT	2	N/A
5	N/A	SHIM	A/R	N/A
6	N/A	LEVER, ACTUATOR	1	N/A
7	N/A	PIN, PIVOT	1	N/A
8*	N/A	WASHER, WAVE, ACTUATOR PIVOT	1	N/A
9*	N/A	WASHER, FLAT, ACTUATOR PIVOT	1	N/A
10	N/A	E-CLIP	1	N/A
11	N/A	PROTECTOR BOOT	1	N/A
12	N/A	SELF ADJUSTER, LH	1	N/A
12A*	N/A	SELF ADJUSTER, RH	1	N/A
13	41819-86C	SET, SHOE & LINING ASSEMBLY (2 Shoes)	1	759746
14	N/A	SPRING, RETURN (See Item 20.)	1	N/A
15	N/A	SPRING, SELF ADJUSTER (See Item 20.)	1	N/A
16	N/A	SPRING, SHOE RETAINING (See Item 20.)	1	N/A
17	N/A	SPRING CLIP, SHOE RETAINER (See Item 20.)	2	N/A
18	N/A	PIN, SHOE RETAINING (See Item 20.)	2	N/A
19	N/A	SHIELD, DUST	1	N/A
20*	41816-86B	KIT, SPRING (Includes Items 14-18)	1	729999
21*	42400-89B	BRAKE CABLE ASSEMBLY 48"	2	709091

* NOT SHOWN

HYDRAULIC BRAKE ASSEMBLY – P4

(Left Hand Shown)

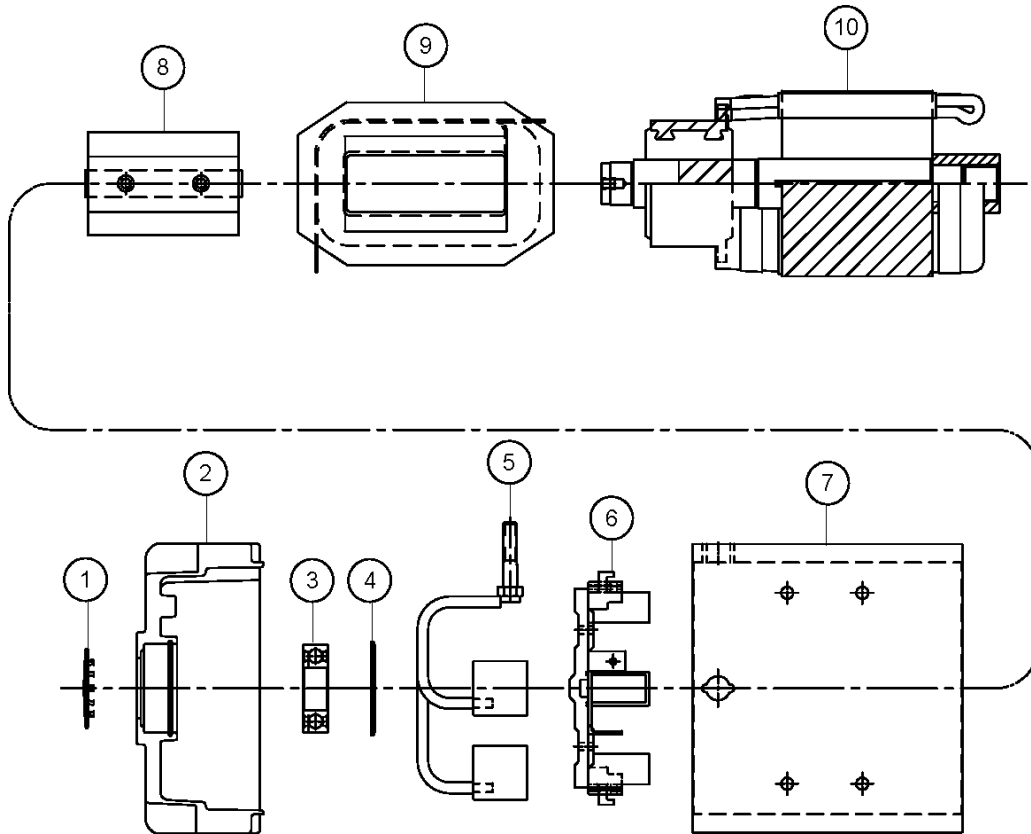


HYDRAULIC BRAKE ASSEMBLY – P4 (Cont.)

ITEM	CPC P/N	DESCRIPTION	QTY	SI P/N
21	41813-02	HYD. BRAKE ASSY, LH (Includes Items 22 -29)	1	719137
21A*	41814-02	HYD. BRAKE ASSY, RH (Includes Items 22 -29)	1	719138
22	41260-02	WHEEL CYLINDER, COMPLETE	1	759795
23	N/A	STRUT & LEVER ASSY LH	1	N/A
23A*	N/A	STRUT & LEVER ASSY RH	1	N/A
24	41818-05	KIT, SHOE & LINING ASSY, 160 mm (4 Shoes)	1	759740
25	N/A	COVER, PARK BRAKE LEVER	1	N/A
26	N/A	SPRING, SHOE RETURN (See Item 32)	1	N/A
277	N/A	SPRING, SHOE RETAINING (See Item 32)	1	N/A
28	N/A	SHIELD, DUST (See Items 21 or 21A.)	1	N/A
29	N/A	SPRING CLIP, SHOE RETAINING (See Items 31 or 32.)	1	N/A
30	N/A	ADJUSTER (See Items 31 or 32.)	1	N/A
31*	N/A	KIT HARDWARE. (Includes items 25, 26, 28, & 29 – Services two brake assemblies.)	1	N/A
32*	41732-07	KIT, ADJUSTER (Includes items 28, 29 & installation hardware. Services two brake assemblies.)	1	759796
33*	42370-02	BRAKE CABLE 42”	2	709818

* NOT SHOWN

MOTOR SEP EX STD DUTY – P4



ITEM	CPC P/N	DESCRIPTION	QTY	SEATS P/N
1	*	HOLE PLUG	1	N/A
2	*	COMMUTATOR END HEAD (Includes Fasteners)	1	N/A
3	83310-07	BEARING	1	759896
4	*	RETAINING RING	1	N/A
5	30402-06	BRUSH ASSY. (Includes Fasteners)	2	759780
6	30403-06	BRUSH BOX ASSY. (Includes Fasteners)	1	759781
7	*	MOTOR FRAME	1	N/A
8	*	POLE SHOE ASSY. (Includes Fasteners)	4	N/A
9	*	SHUNT COIL ASSY. (Includes Fasteners)	1	N/A
10	*	ARMATURE ASSY.	1	N/A
N/A	69300-03	MOTOR, COMPLETE (Includes Items 1-10)	1	719135

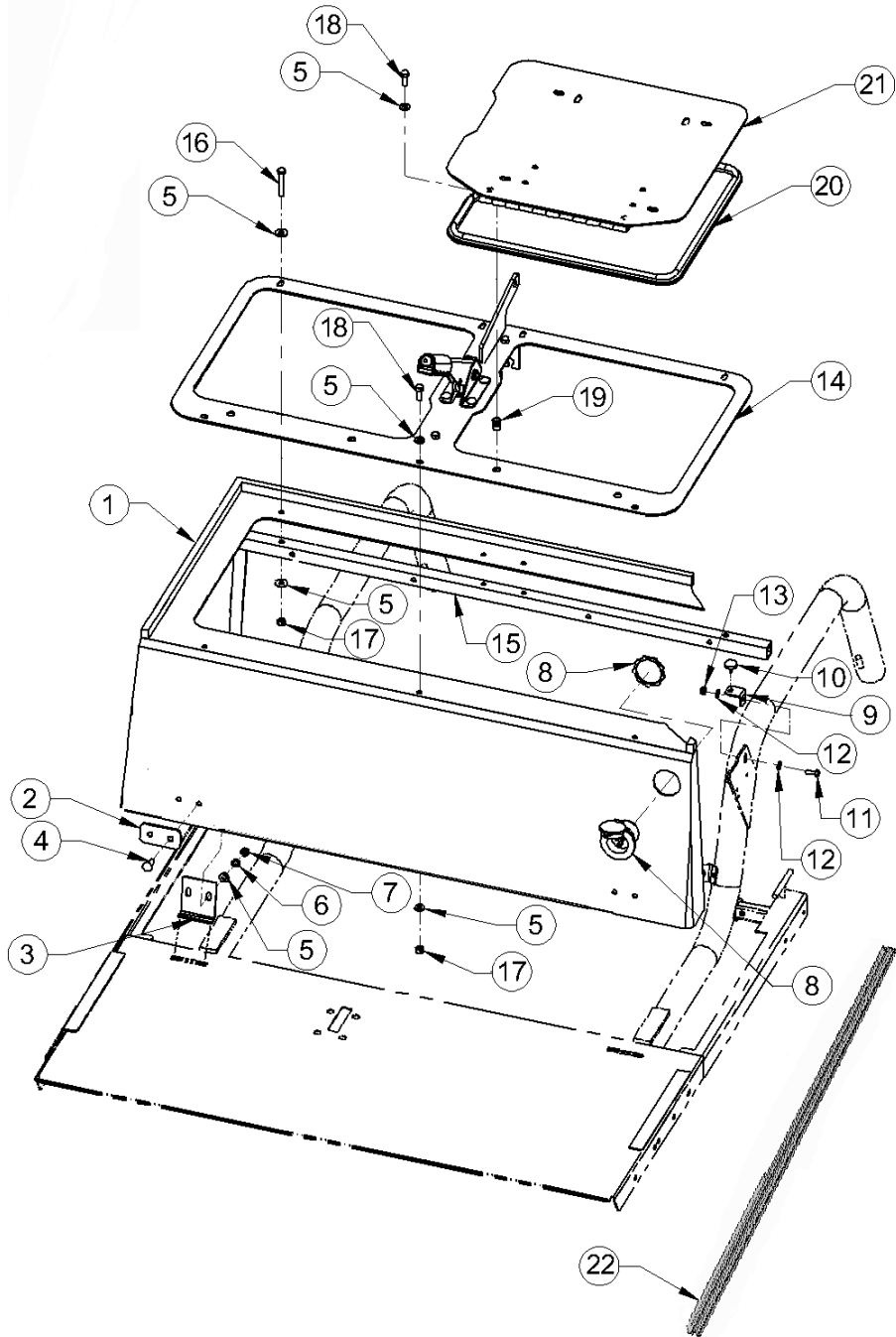

* SPECIAL ORDER

Eagle Parts Manual

Section 4

Body, Seating and Console Instrumentation

BODY BUCKET SEATS – P4



BODY BUCKET SEATS – P4 Cont.

ITEM	CPC P/N	DESCRIPTION	QTY	SEATS P/N
1	50100-04	MID BODY P4 BUCKET	1	467166
2	50203-89	DOUBLER, FRONT HINGE	2	510217
3	50271-89A	FRONT HINGE BRACKET	2	510128
4	5400-BS	BOLT, 5/16-18 X 1, CARRIAGE, GR 5	8	719744
5	6702-B	WASHER, 5/16, SAE FLAT	34	719810
6	7041-B	WASHER, 5/16", SAE SPRING LOCK	4	719838
7	7748-B	NUT, 5/16-24, HEX, FULL, GR 2	4	719896
8	70036-05	CHARGER CORD W/RECEPTACLE ASSEMBLY	1	467405
*	66493-67A	EXTENSION CORD	1	709890
*	66100-10	EXTENSION CORD W/GFCI	1	760620
9	47055-89A	BRACKET, SUPPORT SM2-T	2	509215
10	11402	RUBBER BODY BUMPER	6	709011
11	3419	SCREW, HHC, 5/16-18X2 1/4	4	719616
12	6702-B	WASHER 5/16	10	719810
13	7740-B	NUT, 5/16-18 LOCK	2	719893
14	39805-08	SEAT BASE W/HANDBRAKE	1	467576
*	**	SEAT BASE W COVER – MECHANICAL BRAKES	1	467575
15	51502-04	SUPPORT, SEAT	1	509703
16	2667	SCREW, 5/16-18 X 2 , GR 5, HHCS	4	719585
17	7739	NUT, 5/16-18, NE NYLOC, GR A	13	719892
18	3991	SCREW, 5/16-18 X 7/8, HHCS, GR 5	7	719643
19	8206	THREADED INSERT, 5/16-18	4	719929
20	84085-ZZ	TRIM SEAL, .06 X .38, CUT TO 61"	2	709206
21	39801-04	WELDMENT, SEAT PIVOT -LH	1	307529EP
*	39802-04	WELDMENT, SEAT PIVOT -RH	1	307528EP
22	**	LH FLOORBOARD TRIM (See Note 1)	1	467142
*	**	RH FLOORBOARD TRIM (See Note 1)	1	467413
23	52911-04LH	SEAT, LEFT ARMREST ONLY (See Note 2)	1	N/A
*	52912-04RH	SEAT, RIGHT ARMREST ONLY (See Note 2)	1	N/A
24	52916-12	SEAT, LEFT & RIGHT ARMREST (See Note 2)	1	N/A
*	52017-04	COVER, ARM REST (See Note 2)	1	N/A

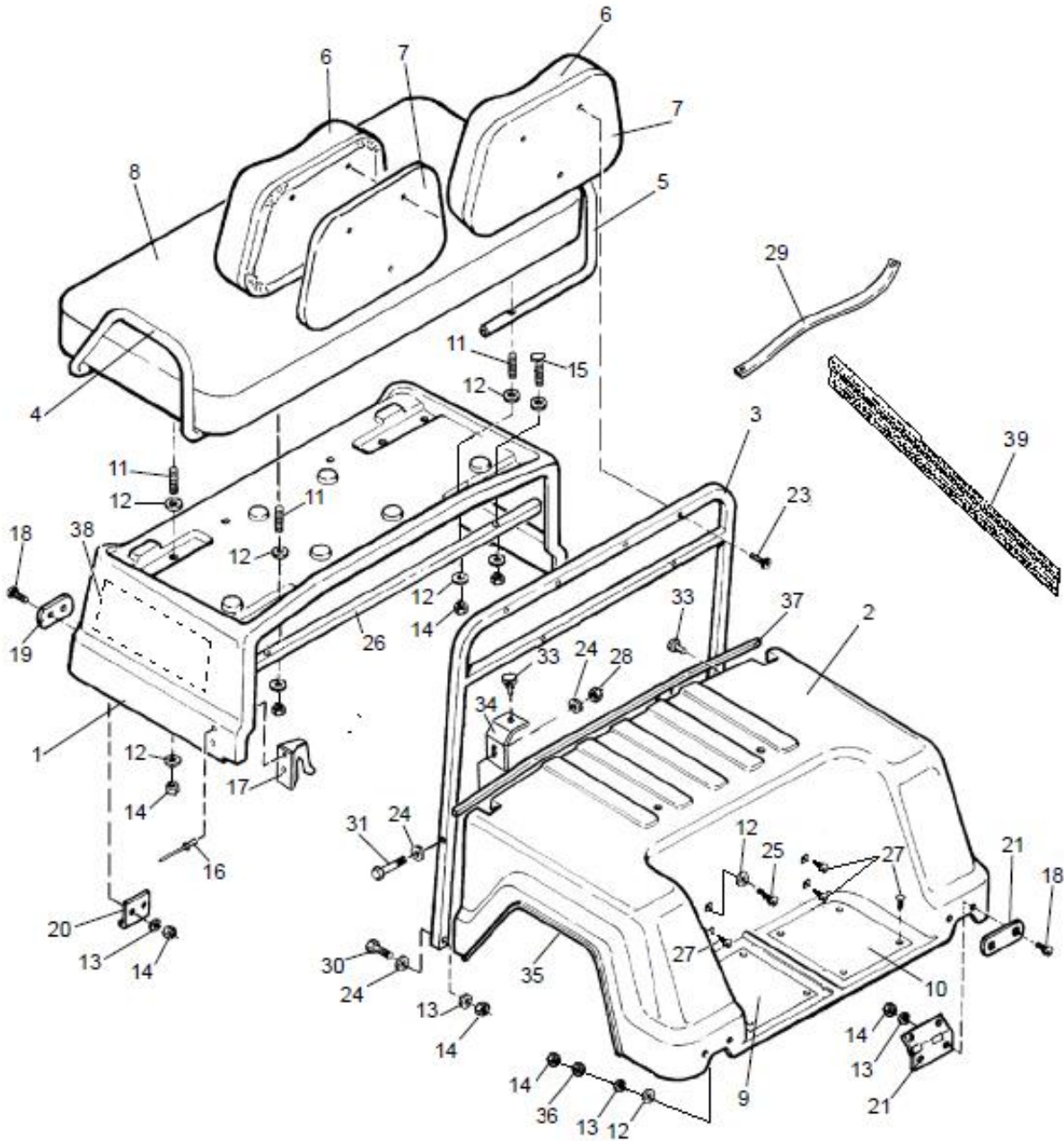
* NOT SHOWN

** SPECIAL ORDER

NOTES:

1. Attach with 10-16X3/4 HWH screws (P/N 2653-B) and #10 washers (P/N 6716)
2. Include VIN to insure correct color. For two color bolstered cushions, the first color listed is on the outside. The second color listed is on the inside

BODY, BENCH SEATS, HANDRAILS – P4



ITEM	CPC P/N	DESCRIPTION	QTY	SEATS P/N
1	50183-91	BODY, MID, UNIVERSAL	1	462652
2	50182-89	BODY, REAR,	1	462648
3	51501-96	SEAT, BACK FRAME	1	304275
4	84922-00	HANDRAIL, LEFT	1	510376
5	84923-00	HANDRAIL, RIGHT	1	510377
6	52001-96	CUSHION, BACK (See Note)	2	-
6A	52025-03	BOLSTERED NO LOGO, BACK (See Note 1)	2	-
6B	52027-04	BOLSTERED "ELITE", BACK (See Note 1)	2	-
6C	52023-98	CUSHION, BACK - NO VINYL	2	-

ITEM	CPC P/N	DESCRIPTION	QTY	SEATS P/N
7	52948-96	COVER, SEAT BACK	2	709025
8	52004-96	SEAT, BENCH, FLAT (See Note 1)	1	-
8A	52026-03	SEAT, BENCH, BOLSTERED (See Note 1)	1	-
8B	52024-98	SEAT, BENCH, FLAT – NO VINYL	11	-
9	50201-00	BAGMAT, LEFT	1	709086
10	50202-00	BAGMAT, RIGHT	1	709088
11	52109-87	STUD, 5/16-18 X 2 1/4"	4	719733
12	6000-B	WASHER, 5/16"	14	719771
13	7041-B	LOCKWASHER, 5/16	15	719838
14	7739	LOCKNUT, FLANGE 5/16-18	20	719892
15	2667	SCREW, HEX CAP 5/16-18 X 2"	2	719585
16	8698	RIVET, #610, 3/16	8	719931
17	50308-91	GUIDE, SIDE BODY	4	709016
18	5400-BS	BOLT, CARRIAGE 5/16-18 X 1"	8	719744
19	50203-89	DOUBLER, FRONT	2	510217
20	50271-89A	HINGE, FRONT	2	510128
21	50204-89	DOUBLER, REAR HINGE	2	510218
22	50271-65	HINGE, REAR BODY	2	709029
23	2001-BS	SCREW, 1/4-20X2 POH	6	719541
24	6702-B	WASHER, N-PLAIN 5/16"	10	719810
25	5208-B	SCREW, PAN HEAD 5/16-18 X 2 1/2" (Used to attach limit cable)	1	719731
26	51503-89	SUPPORT, FRONT BODY SEAT	1	510200
27	8200	FASTENER, PUSH 1/4X3/4"	11	719926
28	7740-B	LOCKNUT, 5/16-18	4	719893
*	40819-91	STRAP, REAR	1	709078
29	50334-89	STRAP, FRONT	1	709072
30	4086	SCREW, HEX CAP 5/16-18 X 3"	2	719654
31	3419	SCREW, HEX CAP 5/16-18 X 2 1/4"	2	719616
32	2001-BS	SCREW, OVAL HEAD 1/4-20 X 2"	6	719541
33	11402	PLUG, BUMPER - RUBBER	4	709011
34	47055-89A	BRACKET, REAR BODY	2	509215
35	29284-04	MOLDING BLACK (Services both sides)	5.5'	719355
36	7748-B	NUT, HEX 5/16-18	1	719896
37	12301	BODY SEAL	1	467660
38	**	PLASTIC, .031X8X18, HDPE W/PSA	2	719221
39	50315-91A	LH FLOORBOARD TRIM (See Note 2)	1	462786
*40	50316-91A	RH FLOORBOARD TRIM (See Note 2)	1	462789
*	50209-89A	GUARD, FENDER LH	1	709093
*	50210-89A	GUARD, FENDER RH	1	709094

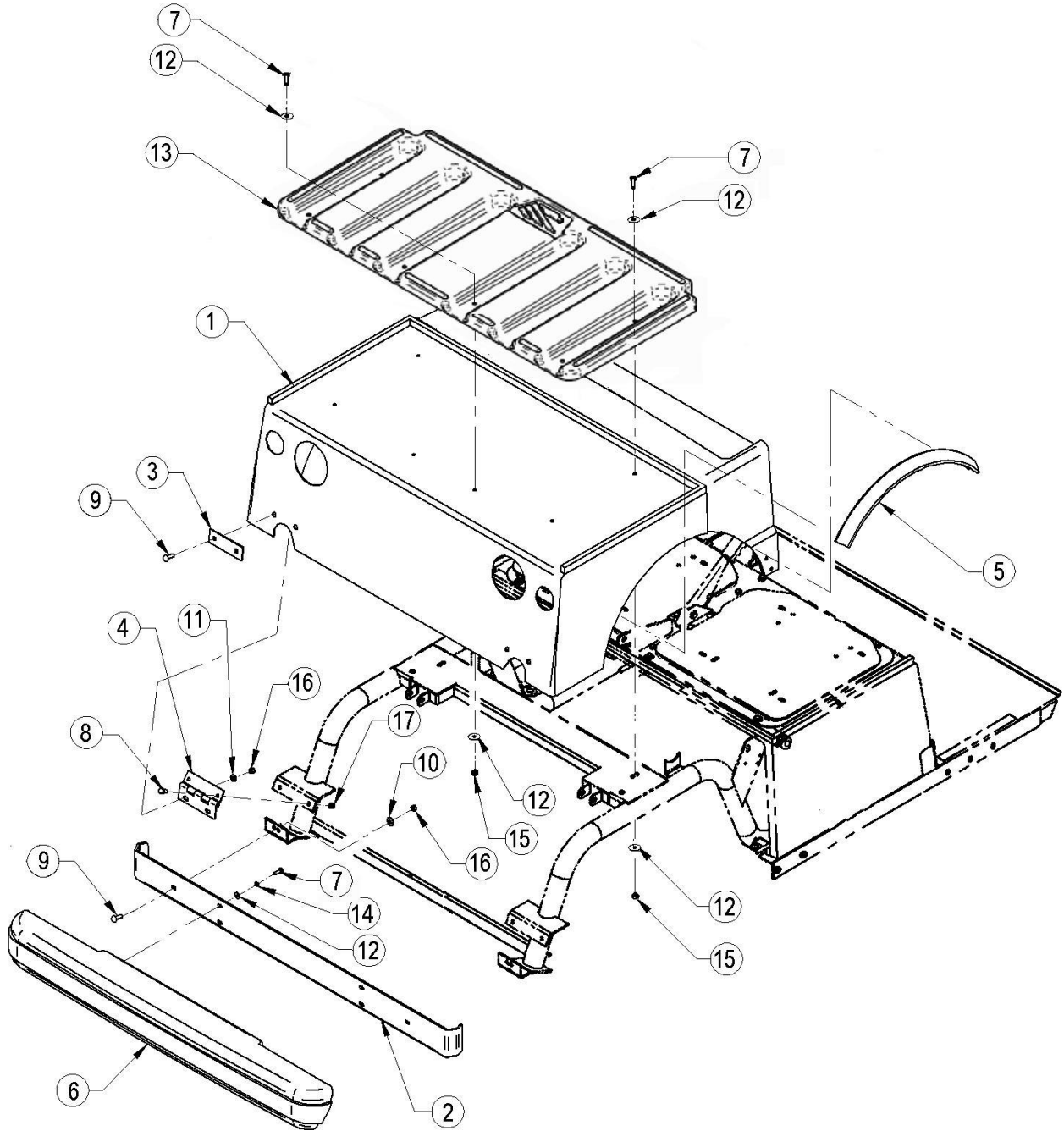
* NOT SHOWN

** SPECIAL ORDER

NOTE:

1. Include VIN to insure correct color. For two color bolstered cushions, the first color listed is on the outside. The second color listed is on the inside.
2. Attach with 10-16X3/4 HWH screws (P/N 2653-B) and #10 washers (P/N 6716)

BODY - P4 TOURING



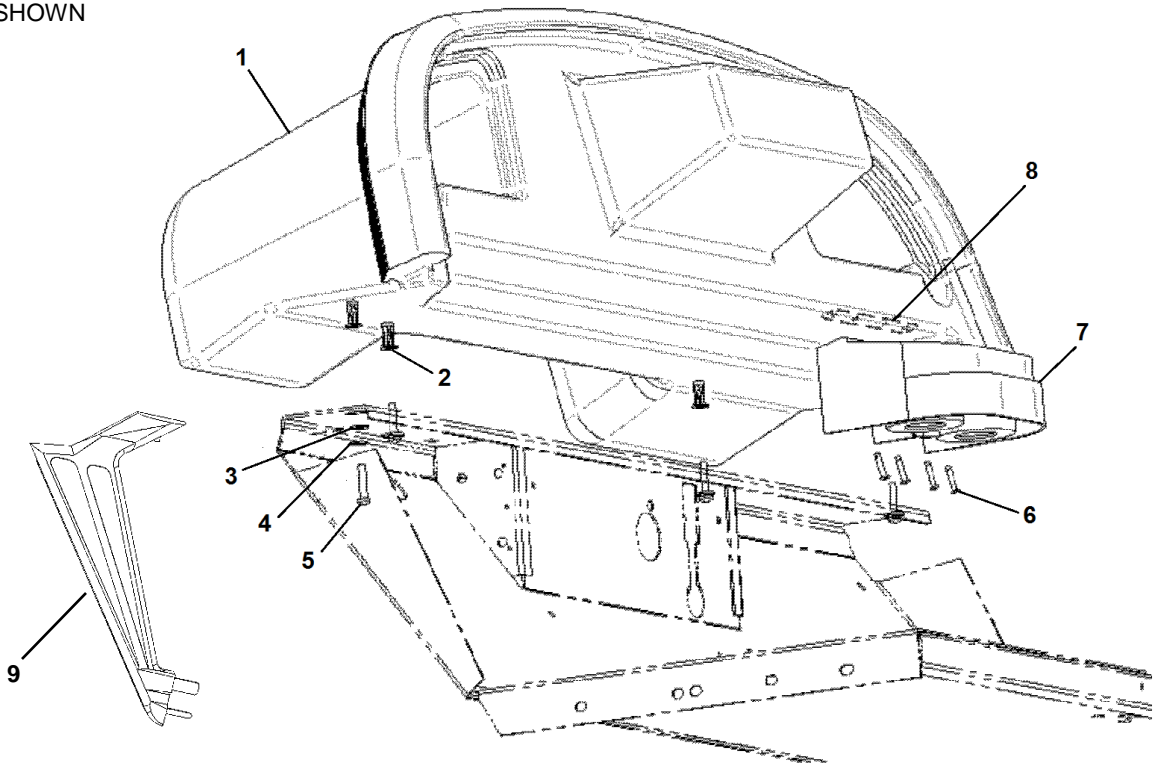
BODY – P4 TOURING Cont.

ITEM	CPC P/N	DESCRIPTION	QTY	SEATS P/N
1	50102-04	PAINTED SMT2 TOURING REAR BODY	1	467174
2	91006-03	BUMPER, REAR -ONE PIECE	1	509017
3	50204-89	DOUBLER REAR HINGE	2	510218
4	50271-65	HINGE, BODY	2	709029
5	29284-04	BLACK MOLDING	5.5'	719355
6	91010-96MZ	DUROBUMPER	1	709169
7	3787-B	SCREW, 1/4-20 X 3/4, HHCS, GR 5, SM2-T	10	719636
8	4391	SCREW, 5/16-24 X 5/8, HHCS, GR 5	4	719680
9	5400-BS	BOLT, 5/16-18 X 1, CARRIAGE, GR 5	4	719744
10	6000-B	WASHER 5/16	2	719771
11	6702-B	WASHER, 5/16, SAE FLAT	4	719810
12	6703-B	WASHER, 1/4, SAE FLAT	16	719811
13	15151-06	REAR DECK, MOLDED	1	759826
14	7036-B	WASHER, LOCK 1/4	4	719834
15	7686	NUT 1/4-20, NYLOCK	6	719879
16	7739	NUT, 5/16-18, NYLOCK	2	719892
17	7727	NUT, 5/16-24 NYLOCK	4	719889
18	89100-96	KIT, REAR DUROBUMPER (Includes Items 6, 7, 12 &14)		190716U

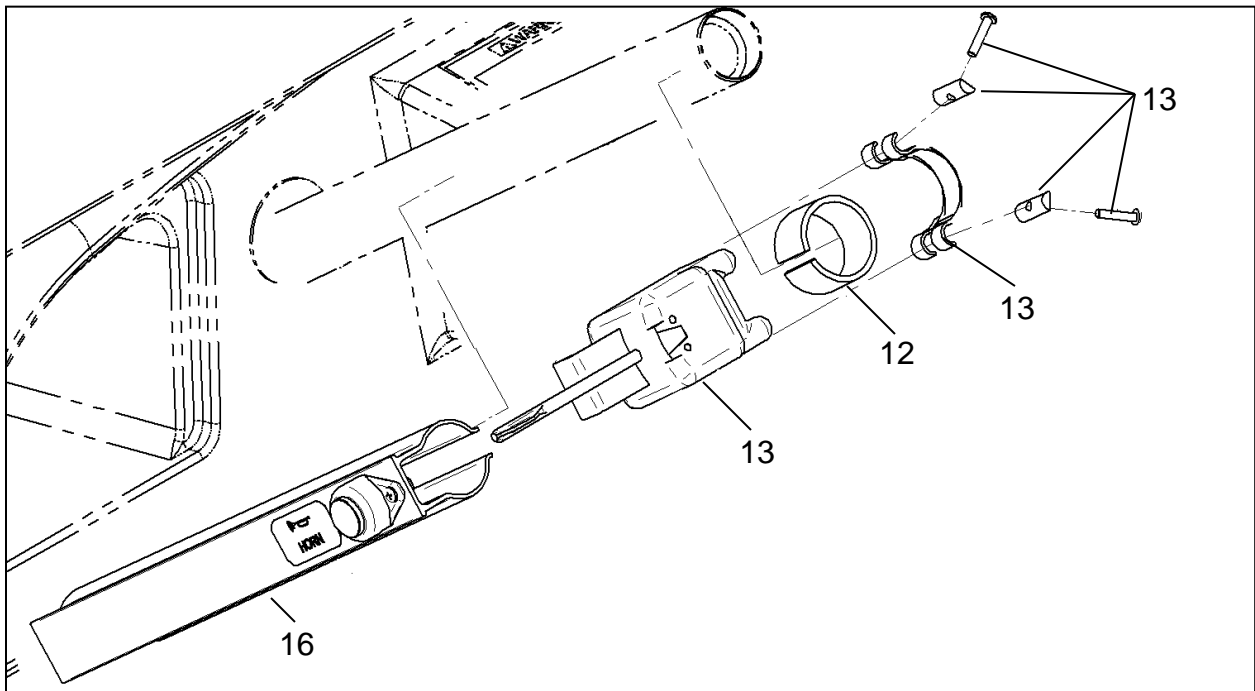
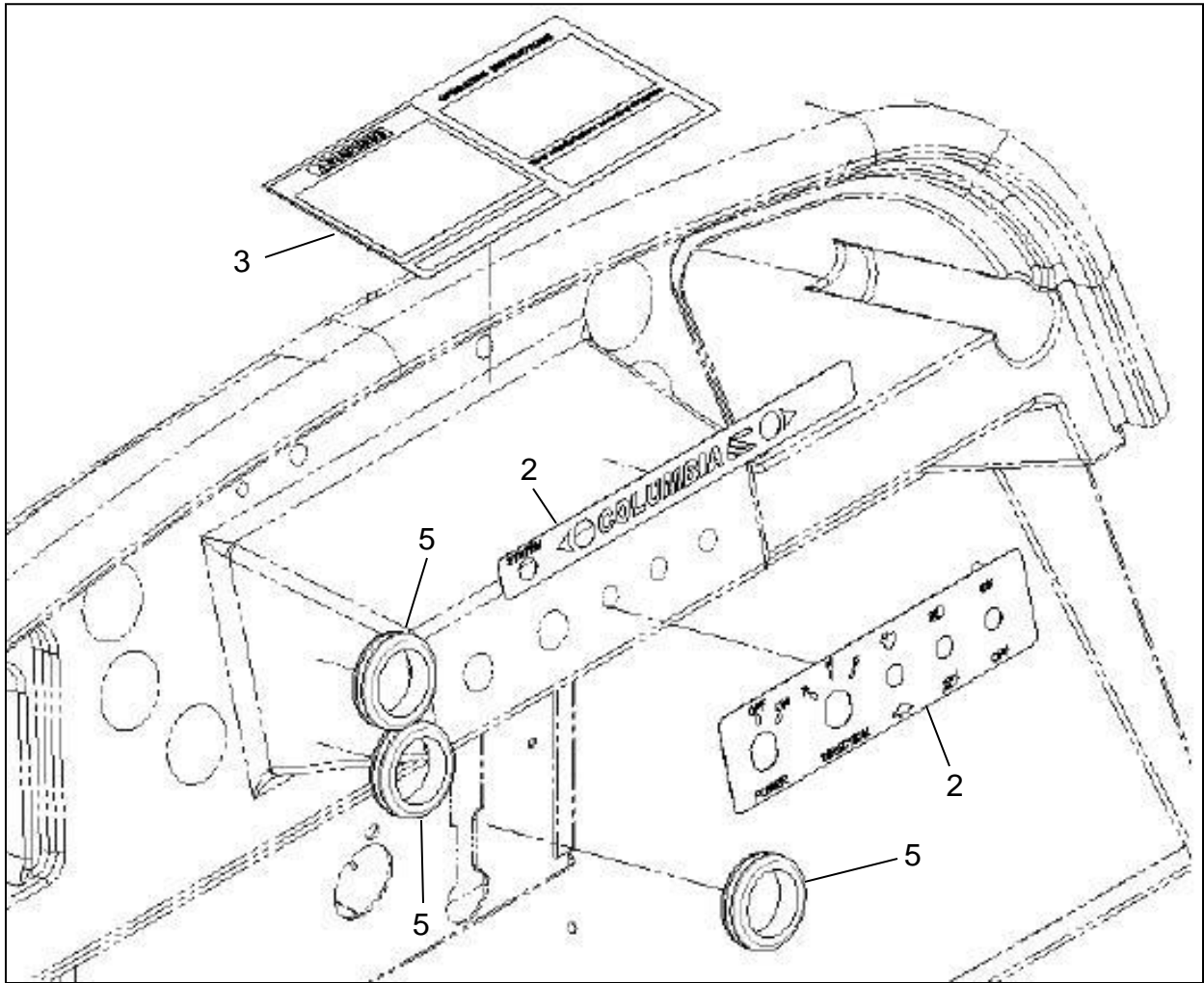
CONSOLE - P4

ITEM	CPC P/N	DESCRIPTION	QTY	SEATS P/N
1	82996-07	FRONT CONSOLE (Drilled, includes Items 2, 6 - 8, 14 - 16)	1	467507
2	50190-86	NUT, JACK, 1/4-20	4	719717
3	6702-B	WASHER 5/16 FLT STL	4	719810
4	7036-B	WASHER 1/4, LOCK	4	719834
5	2602	SCREW, 1/4-20X1 1/4 PPH	4	719569
6	8308	RIVET, BLIND 3/16 AL, BH #10	4-8	782117
7	31412-07	CUP HOLDER, DUAL	1-2	759871
8	16236-07	STRAP, CUP HOLDER	1-2	512029
9	50087-96	SIDE PANEL, LH (Attach using Items 11, 12 & 13)	1	709062
10*	50088-96	SIDE PANEL, RH (Attach using Items 11, 12 & 13)	1	709063
11	2653-B	SCREW, #10-16X3/4, HWH, TEK	6	719583
12	6716	WASHER, #10, SAE	6	719812
13*	1787	SCREW, #14-15X3/4 PPH	2	719540
14	33794-08	DECAL, DASH (Shown on Page 4-10)	1	712084
15	11418-A	GROMMET (Shown on Page 4-10)		719523
16	50197-96	FRONT CONSOLE (not drilled)	1	759866

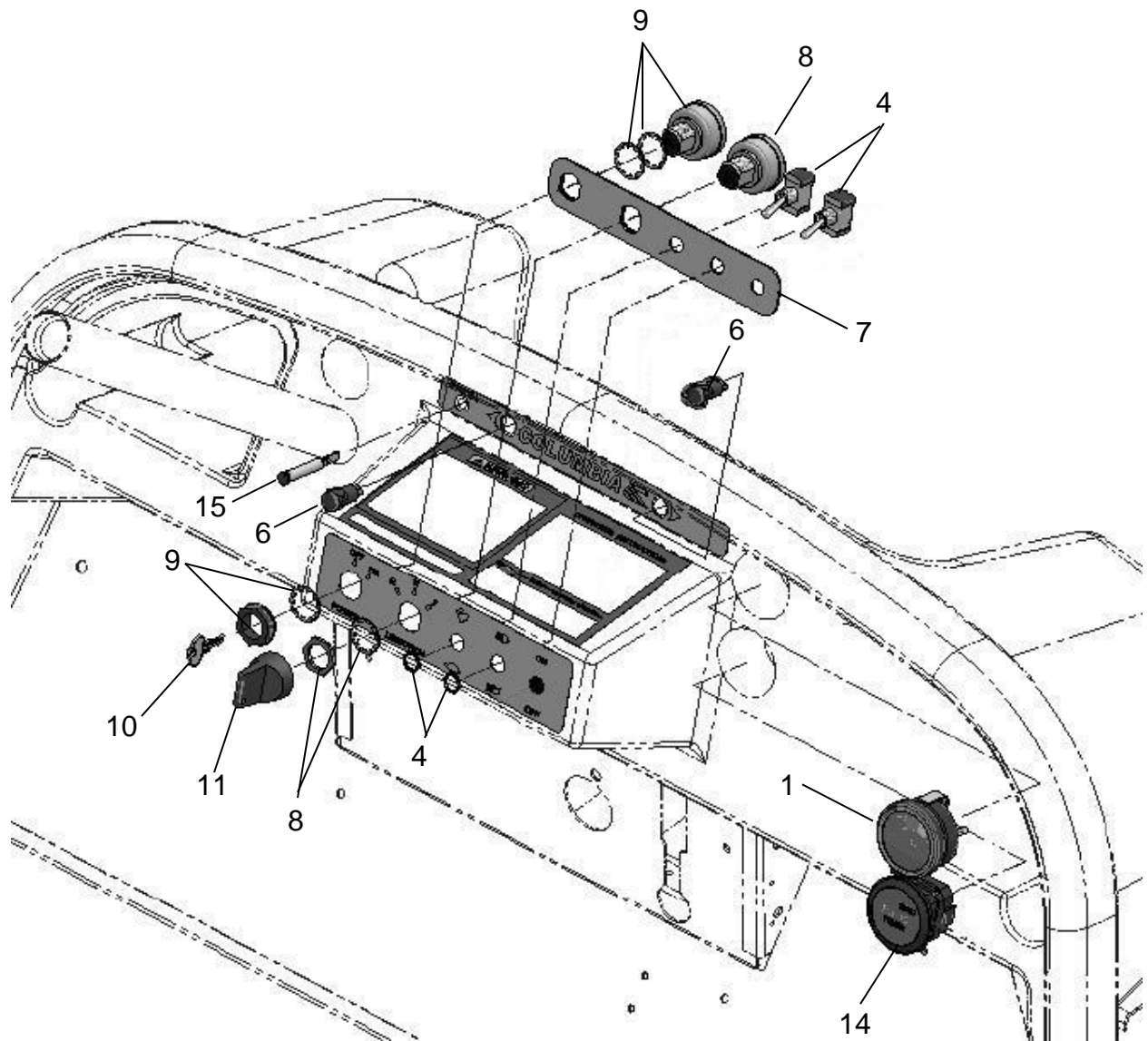
* NOT SHOWN



DASH - P4



DASH - P4 (Cont.)



DASH – P4 (Cont.)

ITEM	CPC P/N	DESCRIPTION	QTY	SEATS P/N
1	75061-07	BDI, 48V -VOLTMETER STYLE	1	759842
2	33794-08	DASH OVERLAY SET -ELECTRIC VEHICLE	1	712084
3	43960-07	DECAL, WARNING/OP INST, NEV	1	712052
3A	53258-07	DECAL, WARNING/OP INST P4	1	712055
4	72000-10	SWITCH, TOGGLE, ON/OFF	3	760600
5	11418-A	GROMMET, 2775 EPDM, 3/16 GROOVE	3	719523
6	67790-00	LIGHT, TURN SIGNAL DASH INDICATOR	2	709111
7	71740-08	PLATE, SWITCH RETAINER	1	513254
8	71730-01	DIRECTIONAL KEYSWITCH	1	709040
9	71732-06	POWER KEYSWITCH	1	759706
10	71731-01	KEYSET	1	749184
11	71767-05	ASSY, KEY, NON-REMOVABLE, W/COVER	1	719432
12	49713-08	FOAM TAPE, 1/8" T X 1" W X 4.88" L	1	709783
13	71426-02	TURN SIGNAL ASSEMBLY	1	464193
14	75033-91A	HOUR METER 10-80 VOLT DC	1	709452
15	67791-08	SYSTEM STATUS LIGHT	1	759932
16	56903-10	ASM, HORN EXTRUSION	1	467347
*	50635-00	COLUMN COVER. (Included W/Item 16)	1	462975
*	71808-00	HORN SWITCH (Included W/Item 16)	1	709176
*	2612-B	SCREW #8-32X1/2 (Included W/Item 16)	2	719571
*	7609-W	NUT 8-32 (Included W/Item 16)	2	719868
*	53266-95	DECAL, HORN (Included W/Item 16)	1	759787
*	69600-10	HARNESS, HORN SWITCH (Included W/Item 16)	1	759836
*	64207-02	GLOVE BOX SET, CARBON FIBER	1	719150
*	64208-02	GLOVE BOX SET, WOODGRAIN	1	719154
*	64219-03	GLOVE BOX SET, BLACK	1	719152
*	46930-02	LABEL , OPERATING RESTRICTIONS (Used only on NEV vehicles)	1	511633

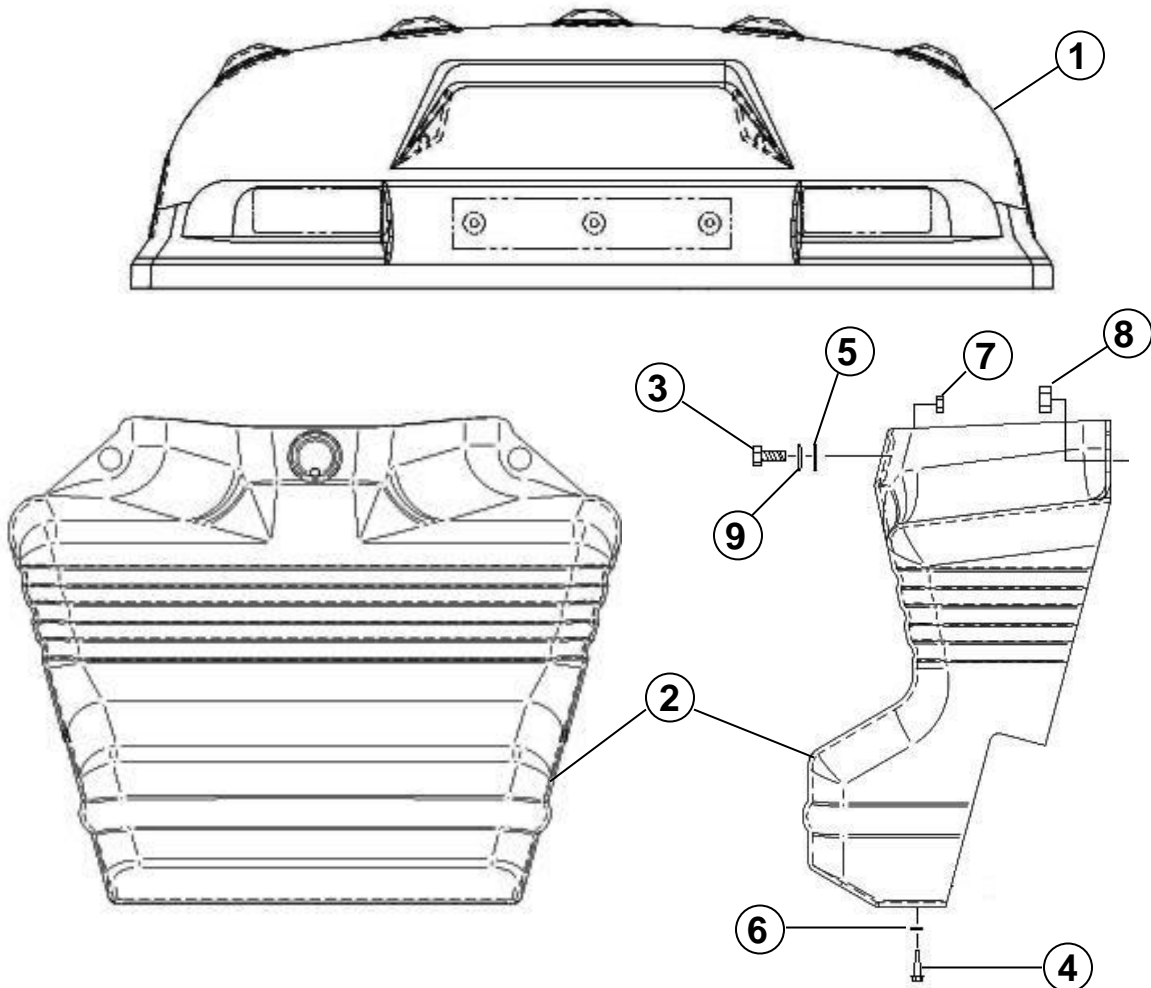
* NOT IDENTIFIED OR NOT SHOWN

	3 POSITION POWERSWITCH		2 POSITION POWERSWITCH		STANDARD KEYS	
KEYSET	CPC P/N	SI P/N	CPC P/N	SI P/N	CPC P/N	SI P/N
A	71730-01	709040	71732-06	759706	71731-01	749184
B	71730-03B	719297	71732-06B	759722	71731-03B	719301
C	71730-03C	719298	71732-06C	759723	71731-03C	719302
D	71730-03D	719299	71732-06D	759724	71731-03D	719303
E	71730-03E	719300	71732-06E	759721	71731-03E	719304

FRONT HOOD AND COVER – P4

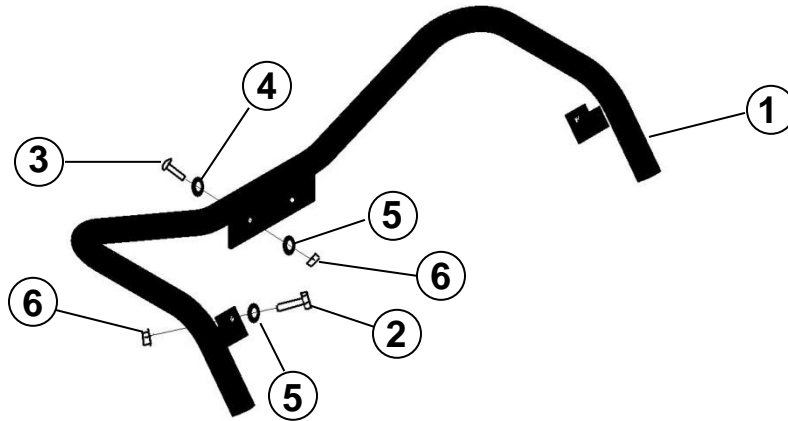
ITEM	CPC P/N	DESCRIPTION	QTY	SEATS P/N
1	50131-96	FRONT HOOD	1	462627
2	91059-96	FRONT COVER, BUMPER	1	709047
2A	91047-04	FRONT COVER, BUMPER DELUX	1	467176
3	2551-W	SCREW, 1/4-20X1, HHC	1	719564
4	2653-B	SCREW, 10-16X3/4	2	719583
5	6703-B	WASHER, 1/4	1	719811
6	6912-B	WASHER, # 8	2	719817
7	7686	NUT, 1/4-20 NYLOCK	1	719879
8	7880	NUT, 1/2-13 HEX	2	719913
9	37084-41	SPR. WASHER	1	729782
*	84205-92A	COLUMBIA DECAL	1	709397

* NOT SHOWN



FRONT WRAPAROUND BUMPER – P4

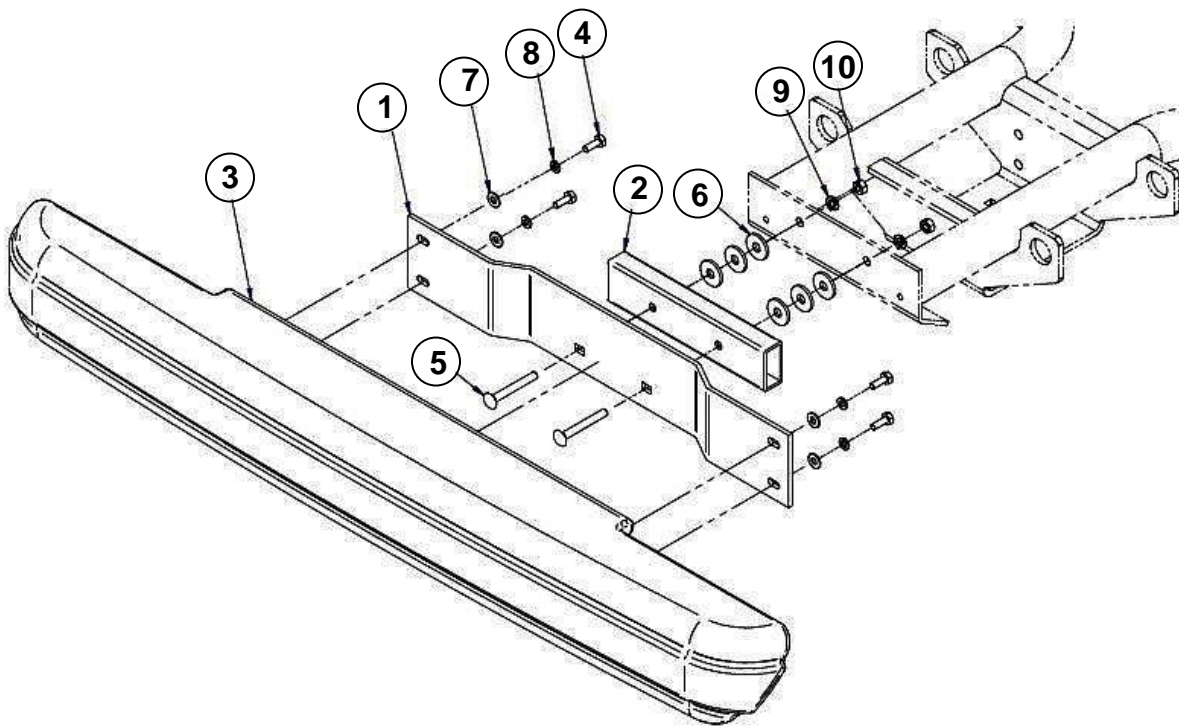
ITEM	CPC P/N	DESCRIPTION	QTY	SEATS P/N
1	44922-97	BUMPER, FRONT WRAPAROUND	1	309811
2	4017	SCREW,5/16-18X1, HHCS, G8	2	708085
3	5207-BS	SCREW, 5/16-18X2. PPH	2	719730
4	6000-B	WASHER, 5/16 USS/STD	2	719771
5	6417-W	WASHER, .391X1.125X.120 F/W	4	719797
6	7525	NUT, 5/16 GR A, SERRATED FLNG LOCK	4	719864
7	82100-97A	WRAPAROUND BUMPER KIT (Includes Items 1 – 6)	1	190709U



FRONT DUROBUMPER – P4

ITEM	CPC P/N	DESCRIPTION	QTY	SEATS P/N
1	91061-96MZ	BRACKET	1	510282
2	43736-06	SPACER (See Note)	1	511241
3	91010-96MZ	DURO BUMPER	1	709169
4	3787-B	SCREW, 1/4-20X3/4"	4	719636
5	5447-BS	SCREW, 5/16-18X2 1/2 (See Note)	2	719749
5A	5449-BS	SCREW 5/16-18X1 1/2	2	719750
6	6417-W	WASHER, .391X1.125X.120 F/W	6	719797
7	6703-B	WASHER 1/4	4	719811
8	7036-B	WASHER, LOCK 1/4	4	719834
9	7041-B	WASHER, 5/16 SPRING LOCK	2	719838
10	7748-B	NUT, 5/16-18 HEX	2	719896
11	89109-06	KIT, FRONT DUROBUMPER (Includes above Items)	1	191232U

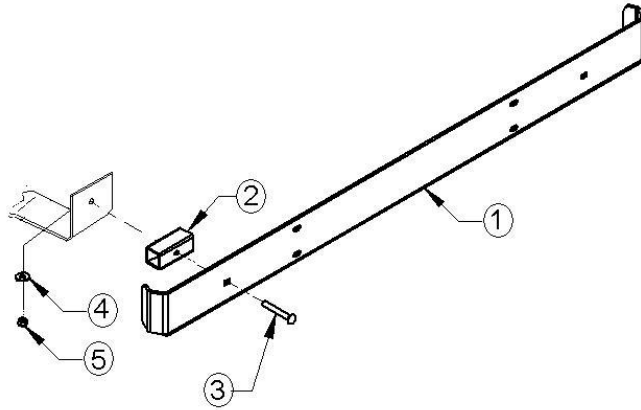
NOTE: Items 2 and 5 used with lifted vehicles. Optional for non-lifted vehicles.



REAR BUMPERS – P4

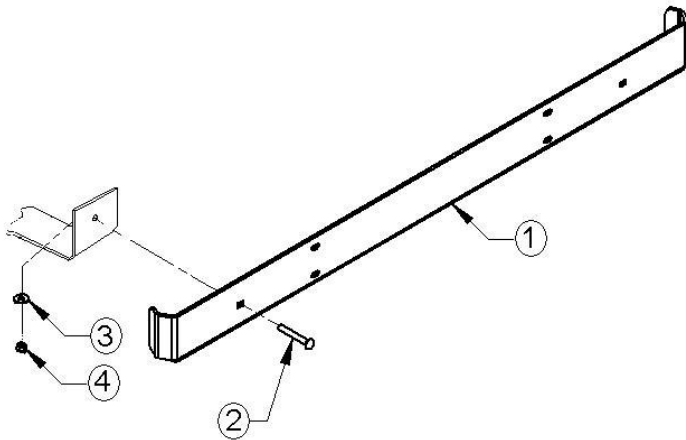
NEV2-TN

TEM	CPC P/N	DESCRIPTION	QTY	SEATS P/N
1	91006-03	BUMPER	1	509017
2	44410-10	BUMPER SPACER	2	513273
3	5460	SCREW 5/16-18X3 1/2 CARR.	2	719122
4	6000-B	WASHER, 5/16, USS/STD	2	719771
5	7739	NUT, 5/16 NYLOCK	2	719892

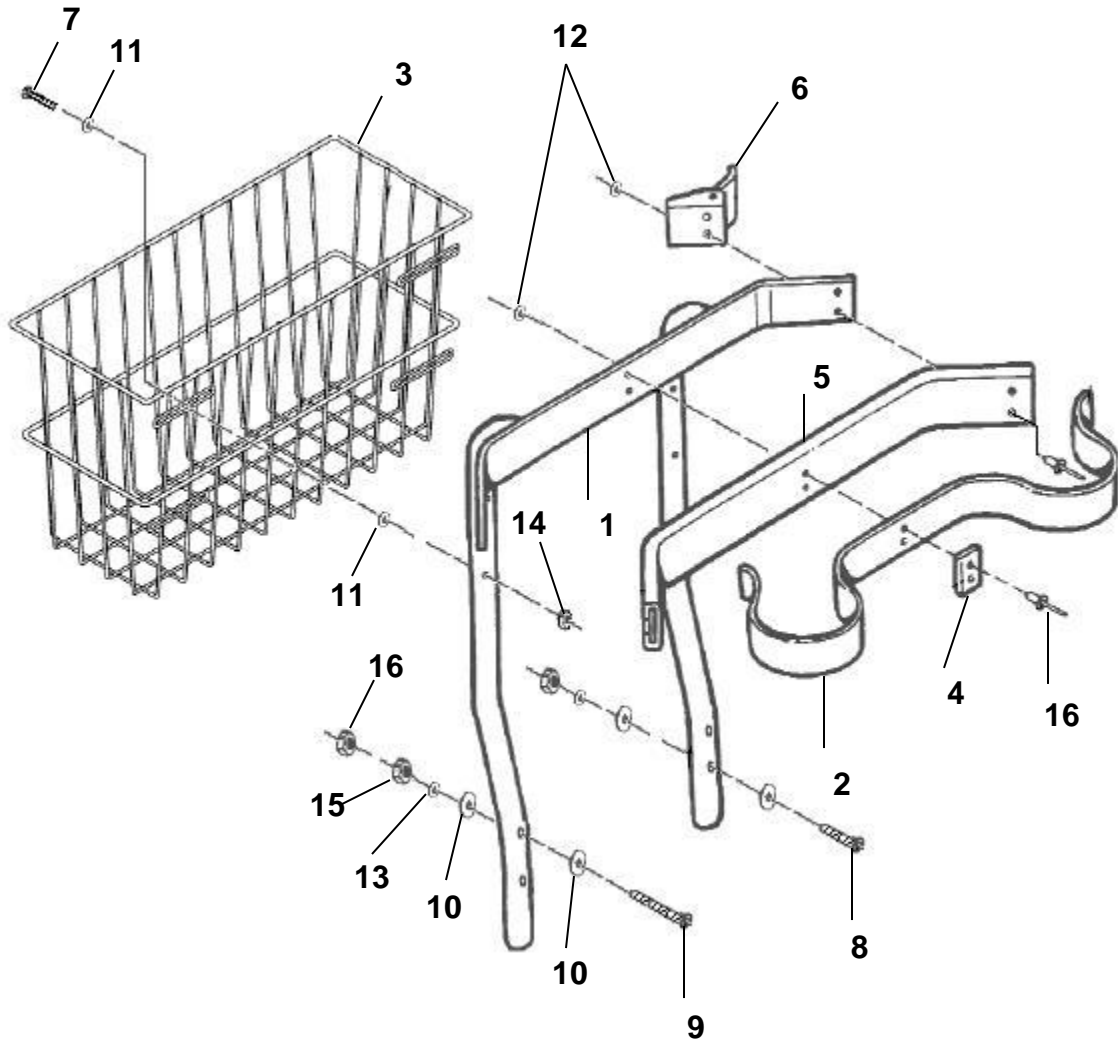


P4, NEV2-GN, MGN

ITEM	CPC P/N	DESCRIPTION	QTY	SEATS P/N
1	91006-03	BUMPER	1	509017
2	5400-BS	SCREW, 5/16-18X1, CARR, HD, G5	2	719744
3	6000-B	WASHER, 5/16, USS/STD	2	719771
4	7739	NUT, 5/16 NYLOCK	2	719892



BAG RACK - P4



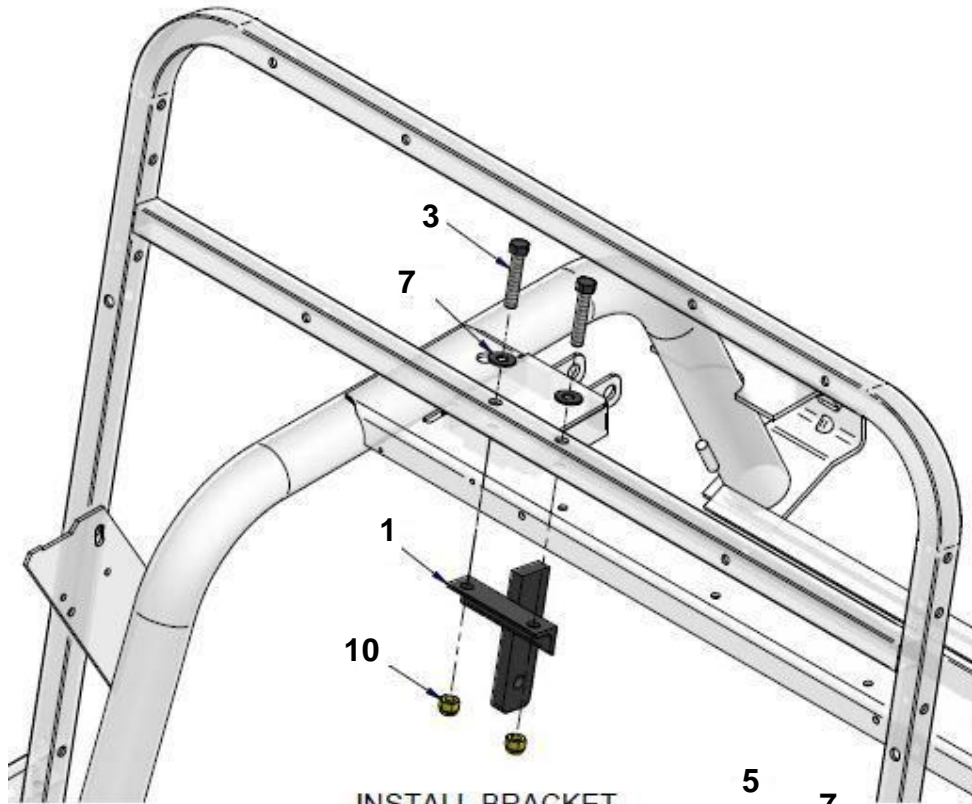
BAG RACK – P4 (Cont.)

ITEM	CPC P/N	DESCRIPTION	QTY	SEATS P/N
1	53403-98	HOLDER, BAG	1	304817
2	53473-03	STRAP, BAG HOLDER	1	467127
3	92500-89B	SWEATER BASKET	1/2	709041
4	53475-88	HOLDER, BAG STRAP	1	709052
5	53474-92	EXTRUSION, BAG CRADLE	1	709058
6	53472-03	BUCKLE, BAG HOLDER	2	719292
7	2010-B	SCREW, 1/4-20X1 1/2"	4	719545
8	5207-BS	SCREW, 5/16-18 X 2", PAN HEAD	3	719730
9	5208-B	SCREW, 5/16-18 X 2 1/2", PAN HEAD	1	719731
10	6000-B	WASHER, BLK 5/16	8	719771
11	6703-B	WASHER, 1/4 PLAIN	12	719811
12	6716	WASHER, #10 PLAIN	6	719812
13	7041-B	LOCKWASHER 5/16	4	719838
14	7692	NUT, NYLOCK 1/4-20*	4/12	719882
15	7739	NUT, NYLOCK 5/16-18	1	719892
16	7748-B	NUT, HEX 5/16-18	4	719896
17	8684-B	RIVET, .#68X3/16 AL, DH,L	6	719946
18*	11430	GROMMET, 1X1.75X.56 RUBBER	2	719524
19*	53417-98	BAG RACK WITHOUT BASKET (Includes Items 1, 2, 4 – 6, 12, & 14)	1	463229
20**	53431-96	BASKET CROSS BRACE	2	510227
21**	3767-B	SCREW, 1/4-20X5/8 HHCS	8	719630
22*	53533-00	RFS BAG RACK CRADLE ASSY		467031
23*	11437	CAP, BLACK VINYL		719527
24*	5717	PLASTIGLIDE BLACK NYLON		719762
25*	8119-W	NUT, 1/4-20 GR A, NYLON INSERT WING		719921
26*	*	BAG RACK W/BASKET (includes Items 1, 2, 4 – 7, 11, 12, 14 & 17)		467379
N/A	53430-00	KIT, RFS REMOVABLE BAG RACK (Includes Items 22 - 25)	1	191469U
N/A	92501-99	KIT, TWIN SWEATER BASKET (Includes Items 3, 7, 11, 14, 18, & 19)	1	191864U
N/A	92504-96	KIT, SWEATER BASKET (Includes Items 3, 7 & 14)	1	191865U
N/A	53327-14	KIT, GOLF BAG RACK (Includes Items 8 – 10, 13, 15, 16, 18, & 19)	1	191123U
N/A	53328-14	KIT, BAG RACK W/SWEATER BASKET (Includes Items 3, 8 – 10, 13, 15, 16 & 18)		191124U

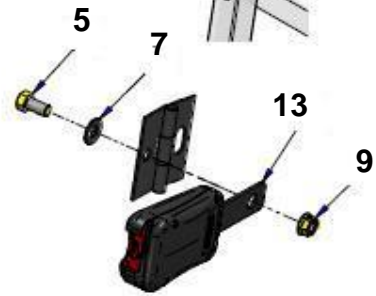
* NOT SHOWN

** NOT SHOWN, USED ONLY FOR TWIN BASKETS

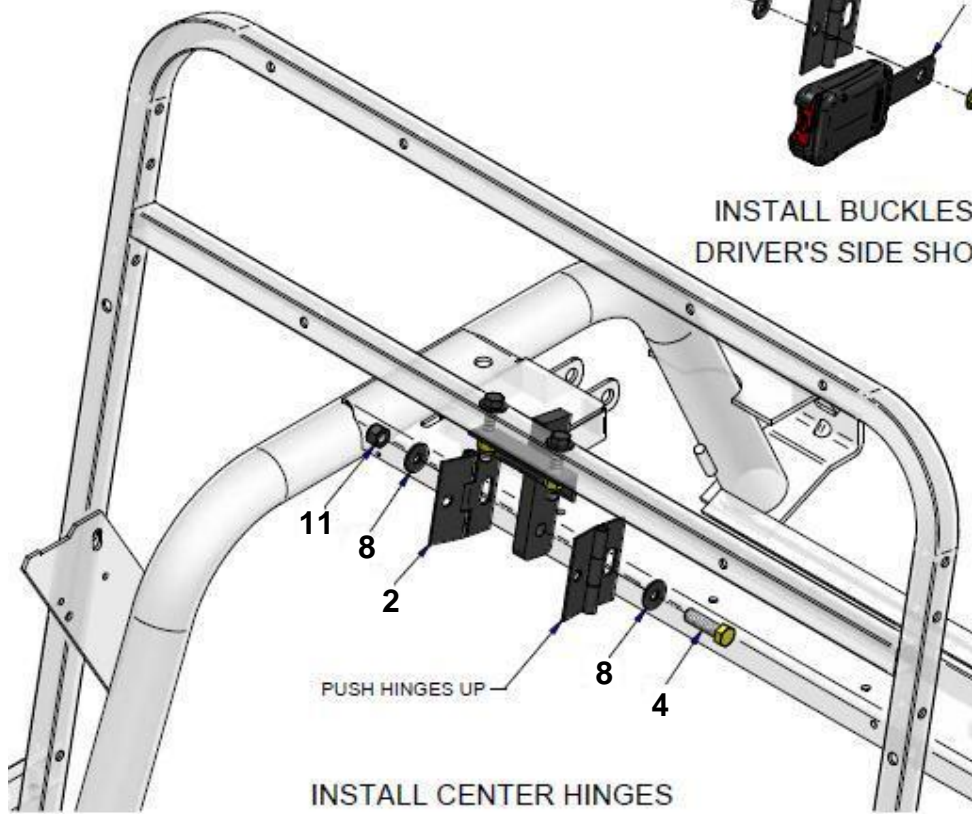
P4 SEAT BELTS – BENCH SEATS



INSTALL BRACKET

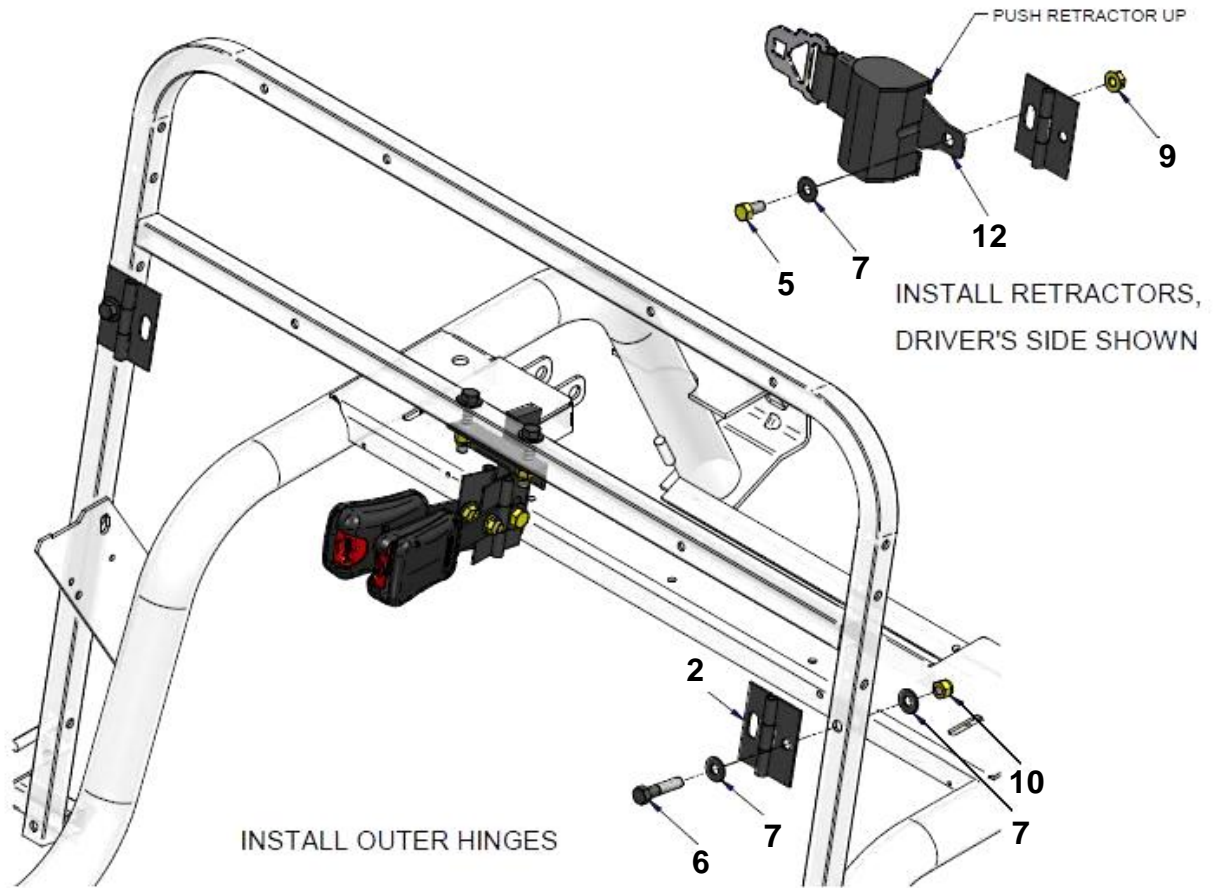


INSTALL BUCKLES,
DRIVER'S SIDE SHOWN



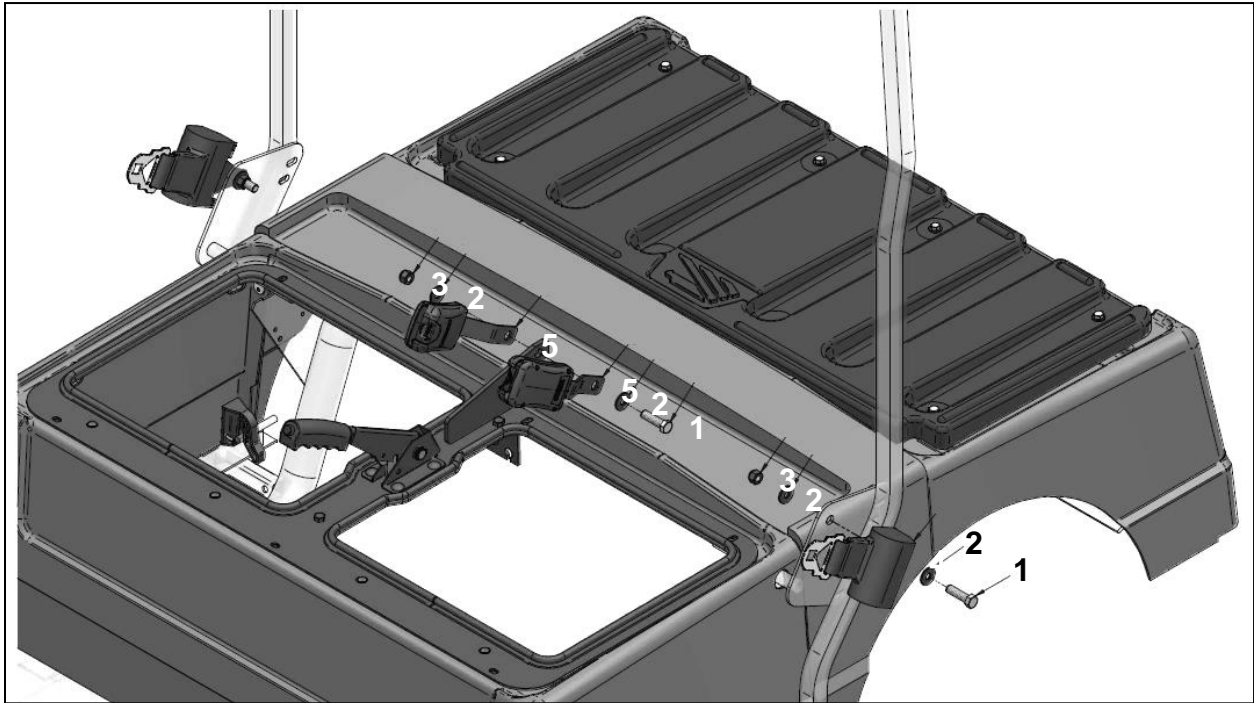
INSTALL CENTER HINGES

P4 SEAT BELTS – BENCH SEATS Cont.



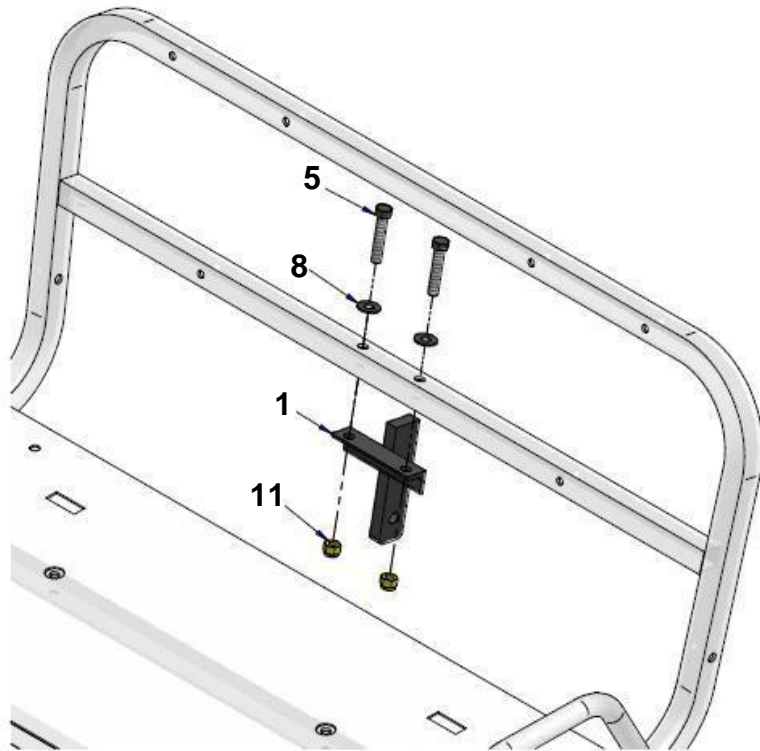
ITEM	CPC P/N	DESCRIPTION	QTY	SEATS P/N
1	75508-99	SEATBELT BRACKET	1	306478
2	75509-99	HINGE	4	709037
3	3775	SCREW, 3/8-16X2 HHC	2	719634
4	4256	SCREW, 7/16-20X1 1/2 HHC	1	719665
5	4713-W	SCREW, 3/8-16X3/4 HHC	4	719693
6	4720-B	SCREW, 3/8-16X1 3/4 HHC	2	719696
7	6000-B	WASHER, 5/16	10	719771
8	6416	WASHER, 3/8	2	719796
9	7755	NUT, 3/8-16 FLANGE, LOCK	4	719899
10	7778	NUT, 3/8-16 NYLOCK	4	719902
11	7825	NUT, 7/16-20 NYLOCK	1	719908
12	75504-09	SEAT BELT 48"	2	741359
	75502-09	SEAT BELT, BUCKLE	2	741361

P4 SEAT BELTS – BUCKET SEATS

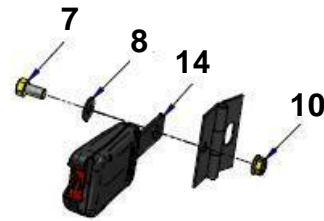


ITEM	CPC P/N	DESCRIPTION	QTY	SEATS P/N
1	4256	SCREW, 7/16-20X1 1/2 HHC	3	719665
2	6416	WASHER, 3/8	6	719796
3	7825	NUT, 7/16-20 NYLOCK	1	719908
4	75504-09	SEAT BELT 48"	2	741359
5	775503-09	SEAT BELT, BUCKLE	2	760553

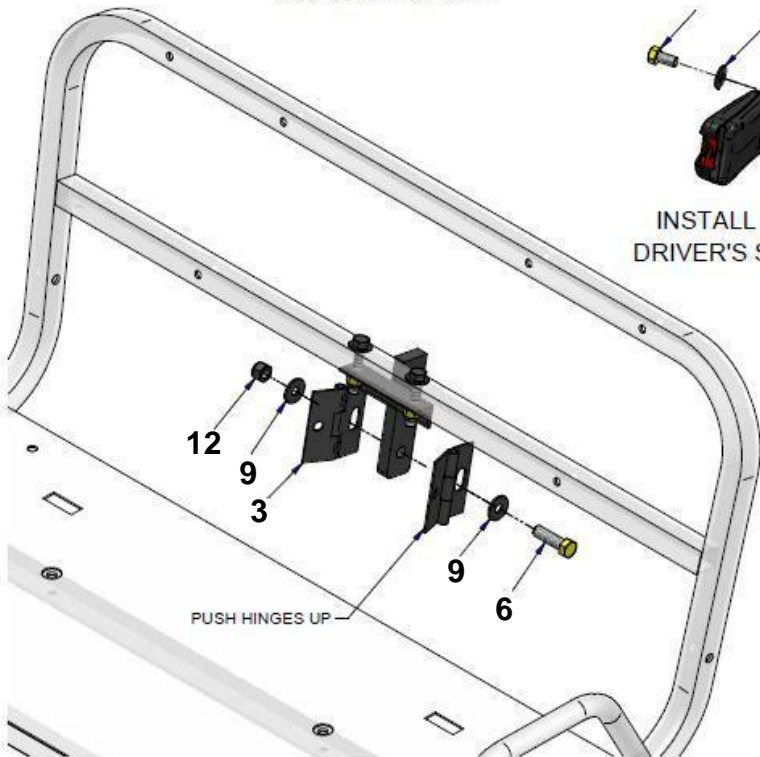
P4 SEAT BELTS – REAR FACING SEATS



INSTALL BRACKET

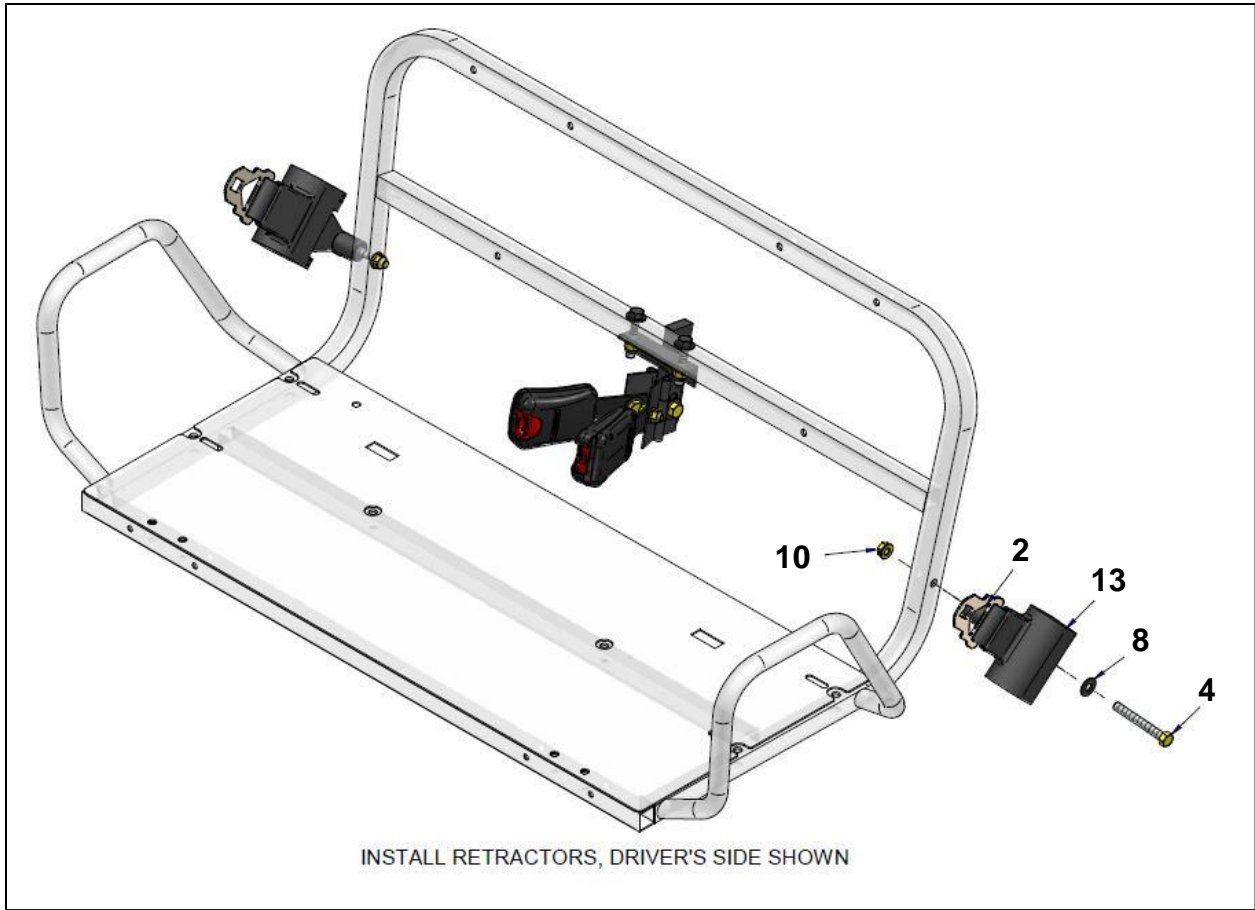


INSTALL BUCKLES,
DRIVER'S SIDE SHOWN



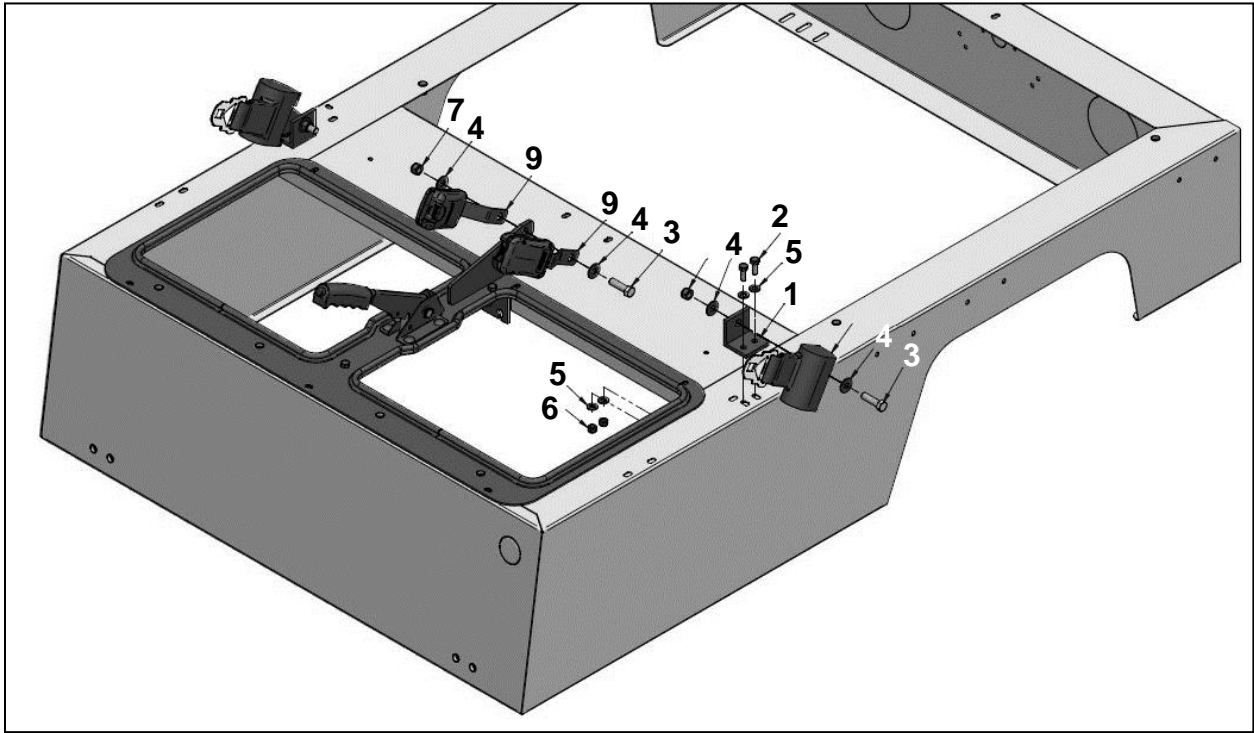
INSTALL CENTER HINGES

P4 SEAT BELTS – REAR FACING SEATS Cont.



ITEM	CPC P/N	DESCRIPTION	QTY	SEATS P/N
1	75508-99	SEATBELT BRACKET	1	306478
2	5845	SPACER	2	510324
3	75509-99	HINGE	2	709037
4	2828-W	SCREW, 3/8-16X3 HHC	2	719591
5	3775	SCREW, 3/8-16X2 HHC	2	719634
6	4256	SCREW, 7/16-20X1 1/2 HHC	1	719665
7	4713-W	SCREW, 3/8-16X3/4 HHC	2	719693
8	6000-B	WASHER, 5/16	6	719771
9	6416	WASHER, 3/8	2	719796
10	7755	NUT, 3/8-16 FLANGE, LOCK	4	719899
11	7778	NUT, 3/8-16 NYLOCK	4	719902
12	7825	NUT, 7/16-20 NYLOCK	1	719908
13	75504-09	SEAT BELT 48"	2	741359
14	75502-09	SEAT BELT, BUCKLE	2	741361

P4 SEAT BELTS – UTILITY, BUCKET SEATS

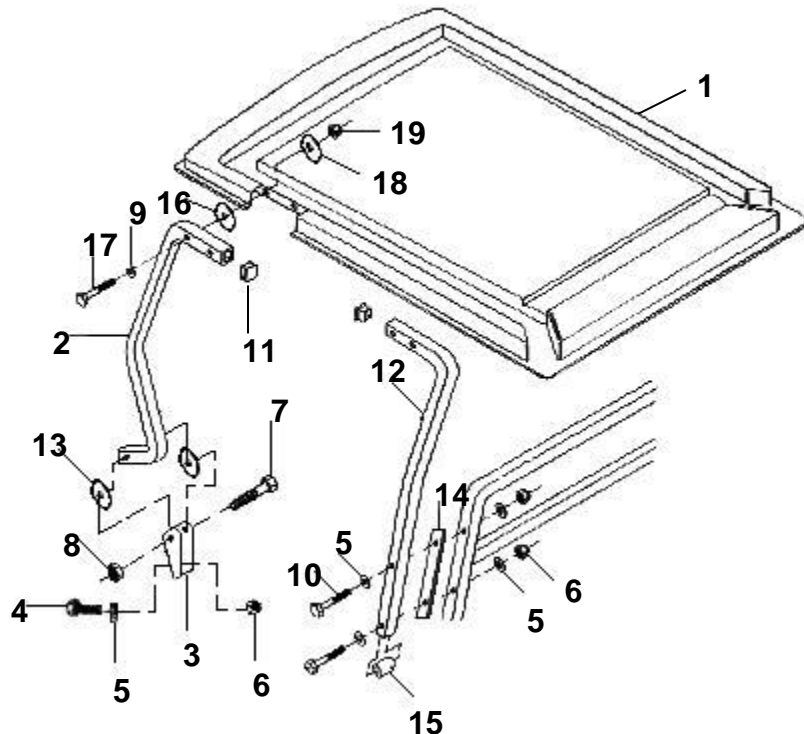


ITEM	CPC P/N	DESCRIPTION	QTY	SEATS P/N
1	75505-08	SEAT BELT BRACKET	2	511730
2	3991	SCREW, 7/16-20X1 1/2	4	719643
3	4256	SCREW, 7/16-20X1 1/2 HHC	3	719665
4	6416	WASHER, 3/8	6	719796
5	6702-B	WASHER, 5/16	8	719810
6	7739	NUT, 5/16-18 NYLOCK	4	719892
7	7825	NUT, 7/16-20 NYLOCK	1	719908
8	75504-09	SEAT BELT 48"	2	741359
9	775503-09	SEAT BELT, BUCKLE	2	760553

P4 – RAINDRAIN SUNTOP BENCH SEATS

ITEM	CPC P/N	DESCRIPTION	QTY	SEATS P/N
1	84154-98	RAINDRAIN SUNTOP BIRCH	1	464611
1A	89002-99	RAINDRAIN SUNTOP BRIGHT	1	464764
2	89406-98	SUPPORT, FRONT SUNTOP	2	510333
3	89537-96	BRACKET, SUNTOP TUBE	2	510318
4	3991	SCREW, HEX 5/16-18X7/8"	4	719643
5	6000-B	WASHER, W-PLAIN 1/4	12	719771
6	7739	LOCKNUT, NYLOK 5/6-18	4	719892
7	4720-B	SCREW, BLACK 3/8-16X1 3/4"	2	719696
8	7778	LOCKNUT, NYLOK 3/8-16	2	719902
9	6703-B	WASHER, N-PLAIN 1/4	8	719811
10	4086	SCREW 5/16-18X3"	4	719654
11	11433	PLUG, FINISH 7/8"	4	719526
12	89400-96	SUPPORT, REAR SUNTOP TUBE LH	1	510332
*	89403-96	SUPPORT, REAR SUNTOP TUBE RH	1	510331
13	6346	WASHER, NYLON	4	719791
14	52329-03	SPACER, PLASTIC, TUBE=SEAT	2	513092
15	5713	SPACER, .844	4	510322
16	89470-74	WASHER, .34X1.25X.09 NEOPRENE	8	709003
17	3454-BS	SCREW, 1/4-20X1 3/4	8	719623
18	6257-W	WASHER, .29X1.375X.03	8	719787
19	7742	NUT, 1/4-20	8	719894
	89566-96A	KIT, BIRCH RAINDRAIN	1	191072U
	89599-99	KIT, BRIGHT RAINDRAIN	1	191073U

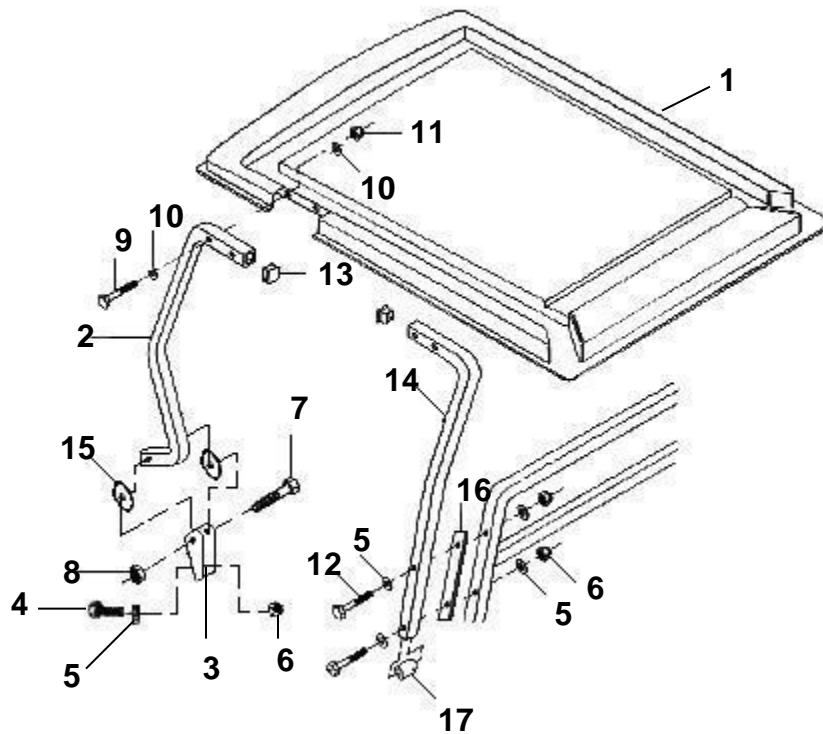
* NOT SHOWN



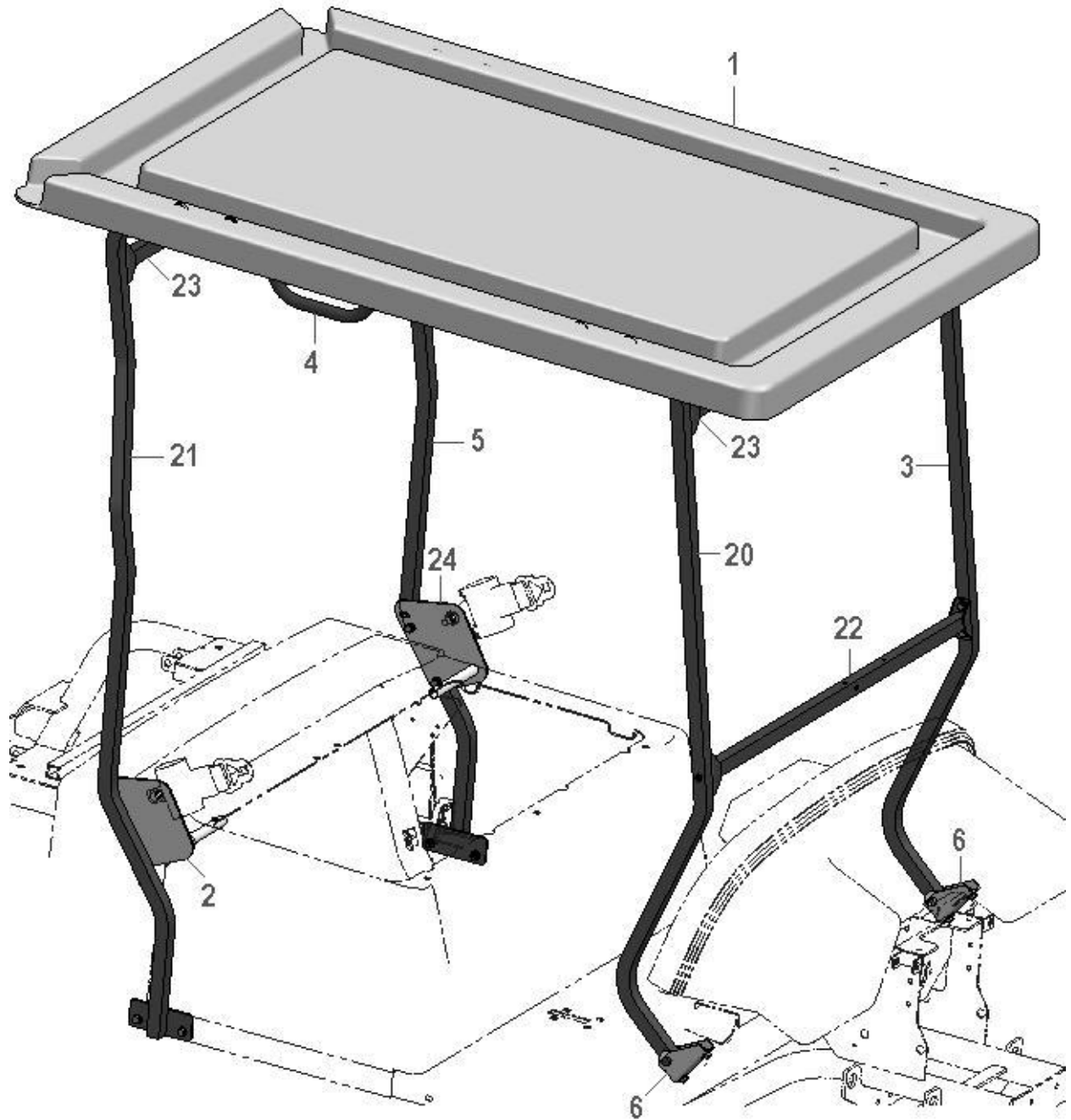
P4 – 80” SUNTOP BENCH SEATS

ITEM	CPC P/N	DESCRIPTION	QTY	SEATS P/N
1	89546-98W	80” SUNTOP BIRCH	1	467045
1A	89546-98	80” SUNTOP BRIGHT	1	464961
2	89406-98	SUPPORT, FRONT SUNTOP	2	510333
3	89537-96	BRACKET, SUNTOP TUBE	2	510318
4	3991	SCREW, HEX 5/16-18X7/8”	4	719643
5	6000-B	WASHER, W-PLAIN 1/4	12	719771
6	7739	LOCKNUT, NYLOK 5/6-18	8	719892
7	4720-B	SCREW, BLACK 3/8-16X1 3/4”	2	719696
8	7778	LOCKNUT, NYLOK 3/8-16	2	719902
9	3768	SCREW, HEX 1/4-20X2 1/2”	8	719631
10	6703-B	WASHER, N-PLAIN 1/4	16	719811
11	7692	NUT, 1/4-20 NYLOCK	8	719882
12	4086	SCREW 5/16-18X3”	4	719654
13	11433	PLUG, FINISH 7/8”	4	719526
14	89400-96	SUPPORT, REAR SUNTOP TUBE LH	1	510332
*	89403-96	SUPPORT, REAR SUNTOP TUBE RH	1	510331
15	6346	WASHER, NYLON	4	719791
16	52329-03	SPACER, PLASTIC, TUBE=SEAT	2	513092
17	5713	SPACER, .844	4	510322
	89411-96A	KIT, BIRCH SUNTOP	1	191076U
	89411-02	KIT, BRIGHT SUNTOP	1	191077U

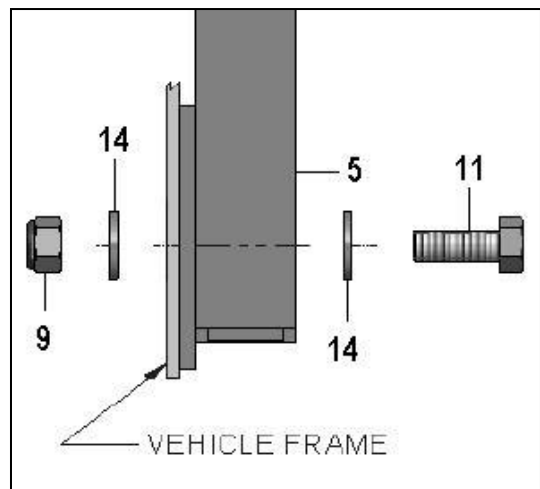
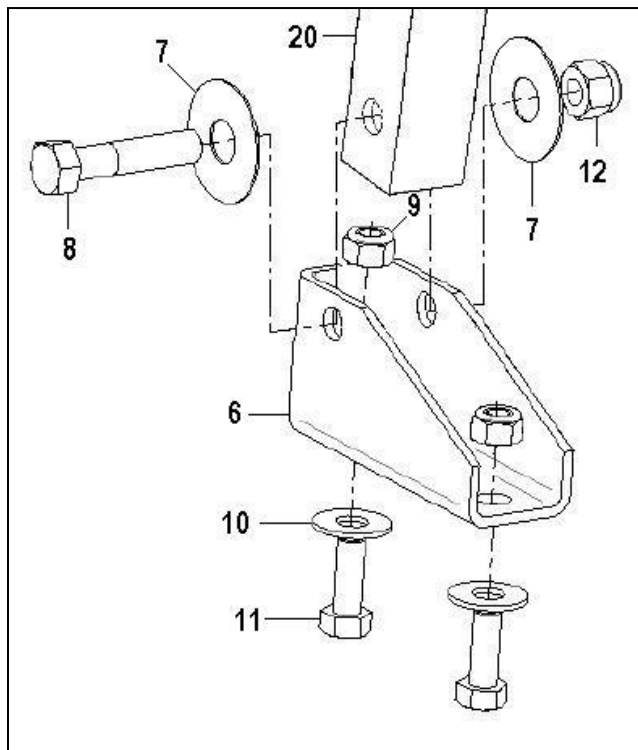
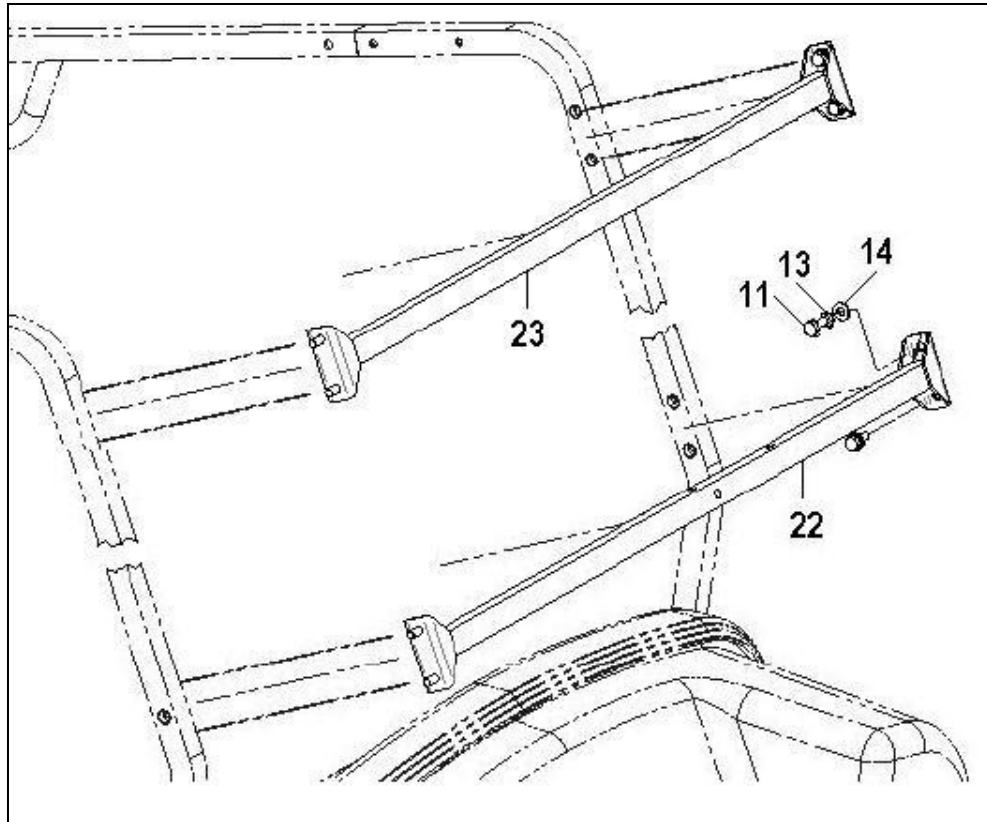
* NOT SHOWN



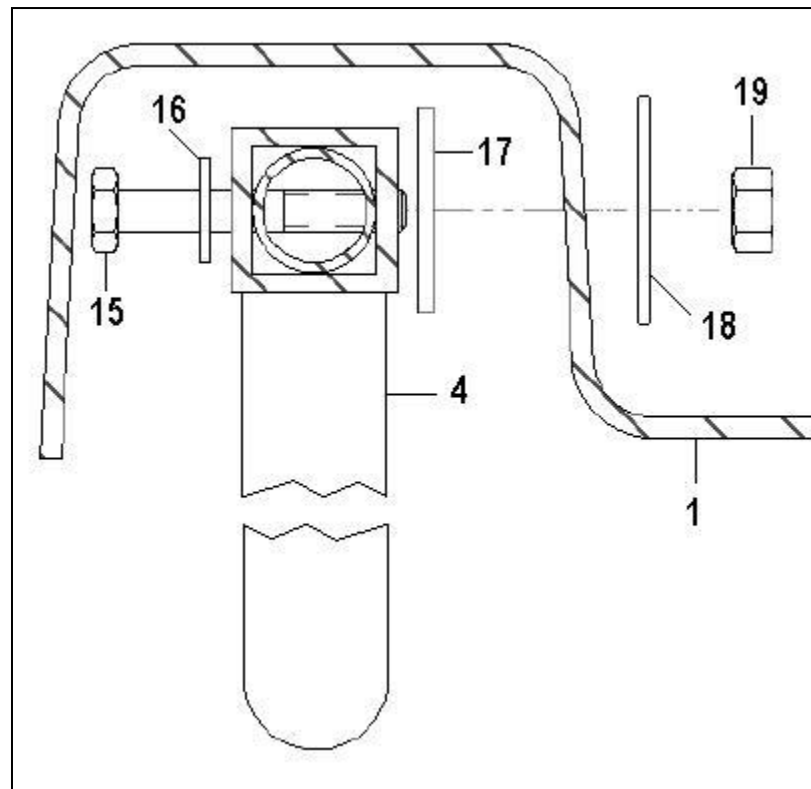
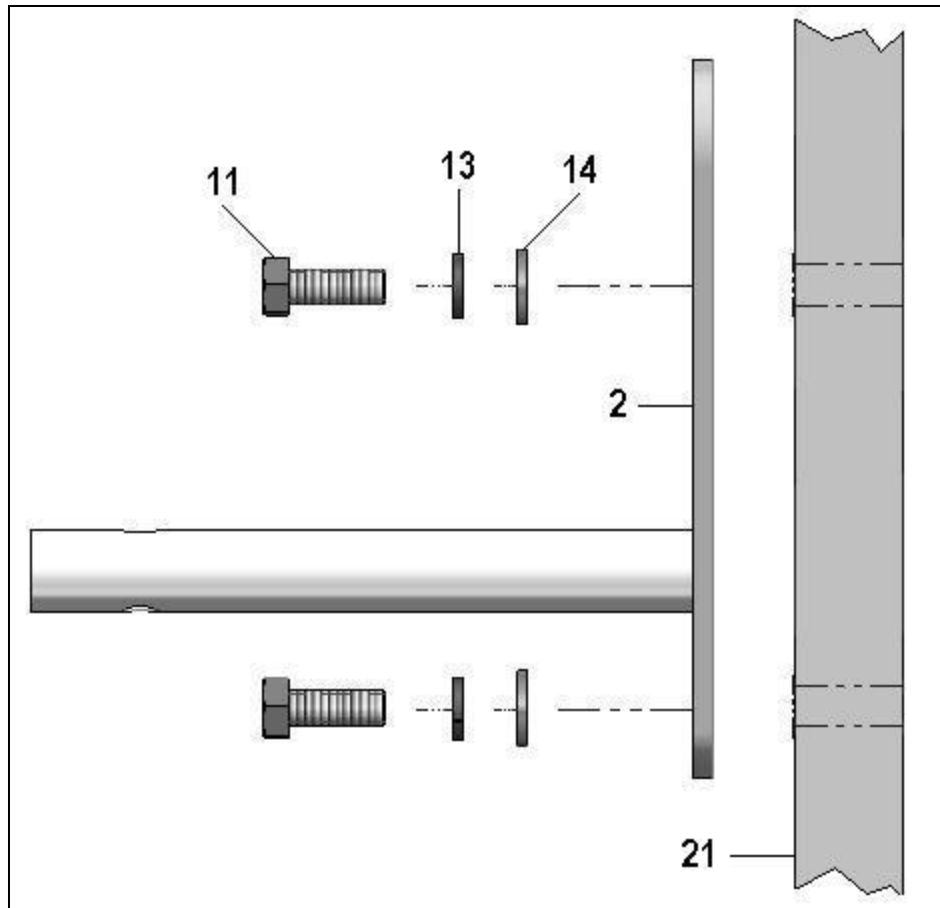
P4 – RAINRAIN SUNTOP BUCKET SEATS



P4 – RAINDRAIN SUNTOP BUCKET SEATS Cont.



P4 – RAINDRAIN SUNTOP BUCKET SEATS Cont.

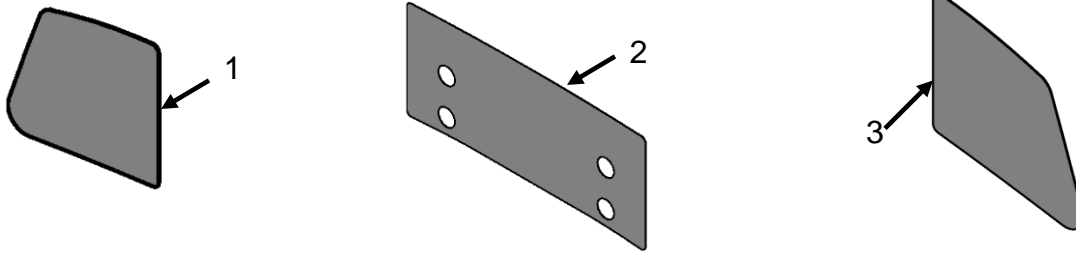


P4 – RAINDRAIN SUNTOP BUCKET SEATS Cont.

ITEM	CPC P/N	DESCRIPTION	QTY	SEATS P/N
1	84154-98	RAINDRAIN SUNTOP BIRCH	1	464611
1A	89002-99	RAINDRAIN SUNTOP BRIGHT	1	464764
2	89425-04	SEAT BELT BRACKET RH	1	307853EP
3	89419-04	FRONT SUPPORT LH	1	467514
4	89390-04	HANDLE	2	307856EP
5	89417-07	REAR SUPPORT LH	1	467518
6	89537-96	MOUNTING BRACKET	2	510318
7	6346	WASHER, DELRIN	4	719791
8	4720-B	SCREW, 3/8-16X1 3/4	2	719696
9	7739	NUT, 5/16-18 NYLOCK	8	719892
10	6000-B	WASHER, W-PLAIN 1/4	4	719771
11	3991	SCREW, HEX 5/16-18X7/8"	24	719643
12	7778	NUT, 3/8-16 NYLOCK	2	719902
13	7041-B	WASHER, 5/16 LOCK	16	719838
14	6702-B	WASHER, 5/16	24	719810
15	3454-BS	SCREW, 1/4-20X1 3/4	8	719623
16	6703-B	WASHER 1/4	8	719811
17	89470-74	WASHER, RUBBER	8	709003
18	6257-W	WASHER, 1/4 FENDER`	8	719787
19	7742	NUT, 1/4-20 LOCK HEX	8	719894
20	89420-04	FRONT SUPPORT, RH	1	467515
21	89418-07	REAR SUPPORT RH	1	467519
22	89427-04	LOWER X-BRACE	1	307855
23	89426-04	UPPER X-BRACE	2	307854
24	89424-04	SEAT BELT BRACKET LH	1	307852EP
*	89587-04	KIT, BRIGHT RAINDRAIN	1	191075U
*	89586-04	KIT, BIRCH RAINDRAIN	1	191074U
*	89585-04	KIT, TUBES AND HARDWARE	1	191454U

* NOT SHOWN

BAGWELL LINER KIT – P4



ITEM	CPC P/N	DESCRIPTION	QTY	SEATS P/N
1	50395-89	TRIM, LEFT BAGWELL	1	709173
2	50212-00	TRIM, CENTER BAGWELL	1	709180
3	50396-89	TRIM, RIGHT BAGWELL	1	709178
4	50104-96	BAGWELL LINER KIT (Includes Items 1 -3)	1	191086U

SIDE FENDER SCUFF GUARD KIT – P4



ITEM	CPC P/N	DESCRIPTION	QTY	SEATS P/N
5	50209-89A	GUARD, SIDE FENDER LEFT	1	709093
6	50210-89A	GUARD, SIDE FENDER RIGHT	1	709094
7	50103-96	REAR SCUFF GUARD KIT (Includes Items 5 & 6)	1	191085u

FRONT HEEL GUARD KIT – P4



ITEM	CPC P/N	DESCRIPTION	QTY	SEATS P/N
8	50216-90A	GUARD, FRONT HEEL END	2	709039
9	50215-90A	GUARD, FRONT HEEL MIDDLE	1	709175
10	50217-06	HEEL GUARD KIT (Includes Items 8 & 9)	1	191084U

**Eagle
Parts Manual**

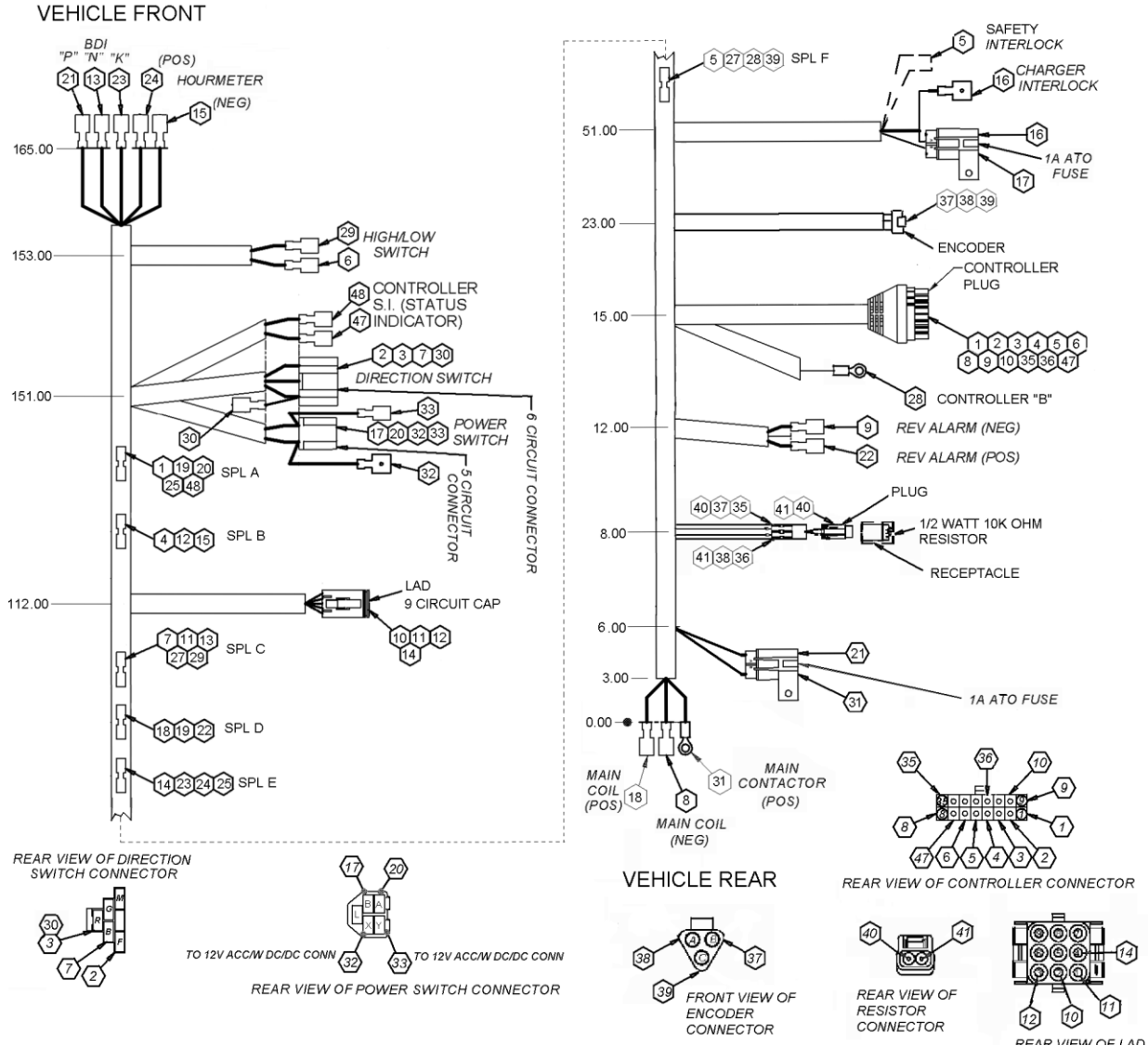
Section 5

Electrical Systems

MAIN WIRE HARNESS – P4

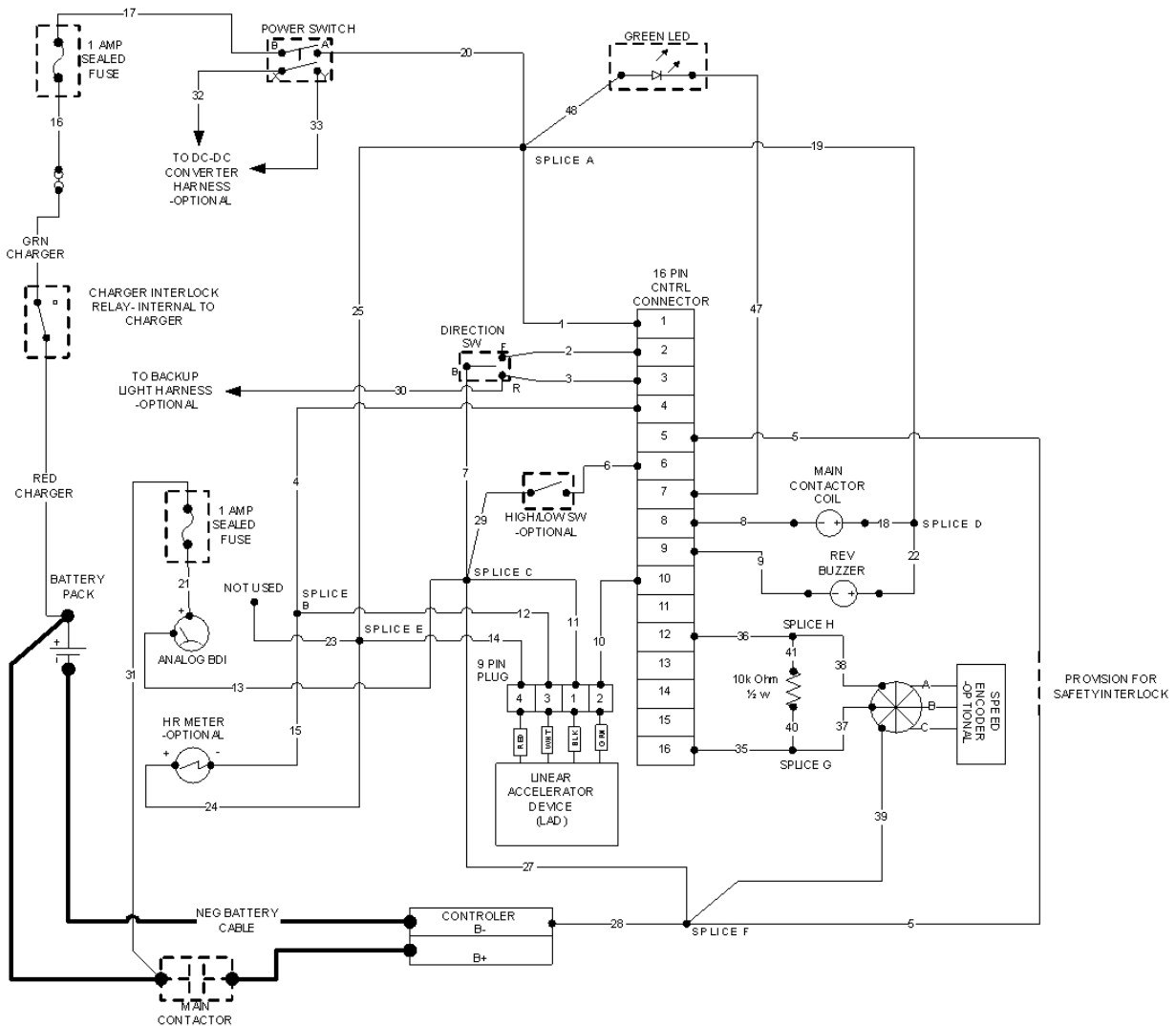
ITEM	CPC P/N	DESCRIPTION	QTY	SEATS P/N
1	75061-07	BDI METER, 48V	1	759842
1A	75062-07	BDI METER, 36V	1	759874
2	75033-91A	HOUR METER	1	709452
3	69900-10	SPEED SWITCH, TOGGLE.	1	760600
4	71425-87	DIRECTION SWITCH	1	719432
5	67791-08	LIGHT, LED, GREEN	1	759932
6	71732-06	KEYSWITCH	1	759706
7	70226-07	ACCELERATOR, LINEAR	1	759803
8	-	CHARGER (See Page 5-13)	1	-
9	75594-04	FUSE - 1.0 AMP	2	719444
10	47895-05A	CONTROLLER, REGEN HP, SEPEX 24/-48 (Programmed 760576)	1	467696
11	71408-96A	ALARM, AUDIBLE	1	759831
12	70590-07	RESISTOR, ASSEMBLY	1	759934
13	71455-01A	CONTACTOR W/ MTG BRKT - 24 V (SW80)	1	709166
14	70068-07	MAIN WIRE HARNESS (See Note)	1	759890

NOTE: For use with vehicles with a pot box, an adapter is required. See page 5-14.

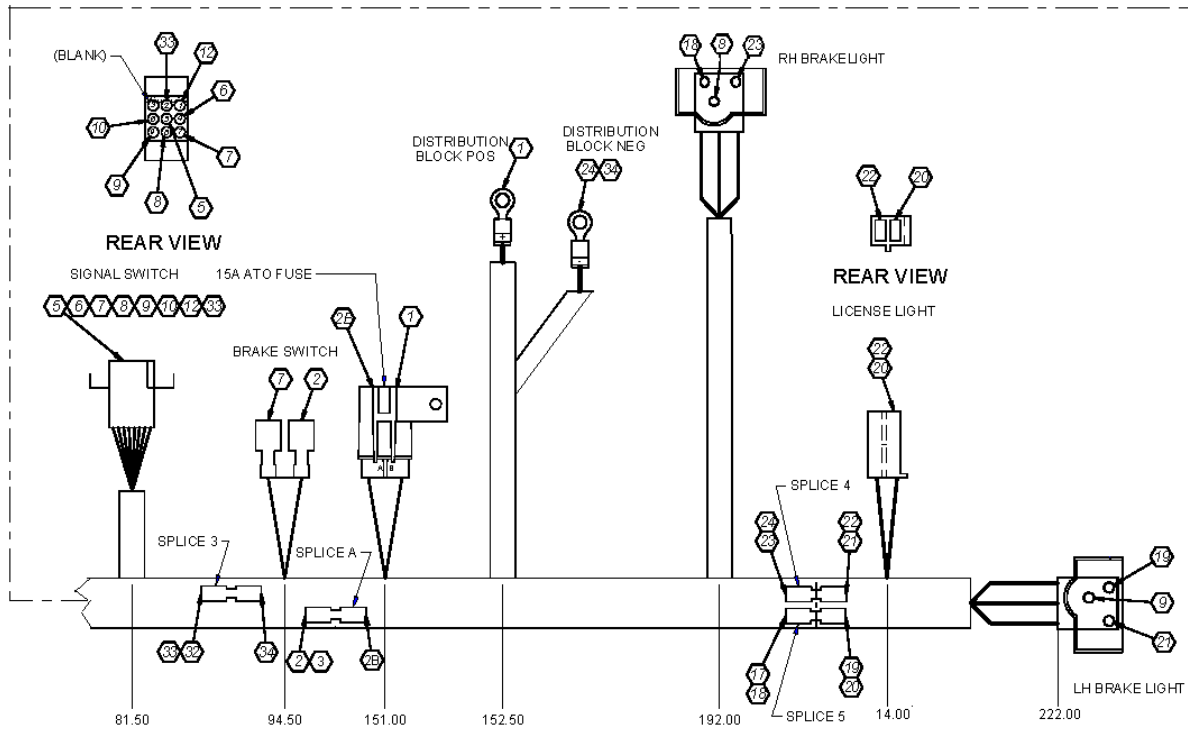
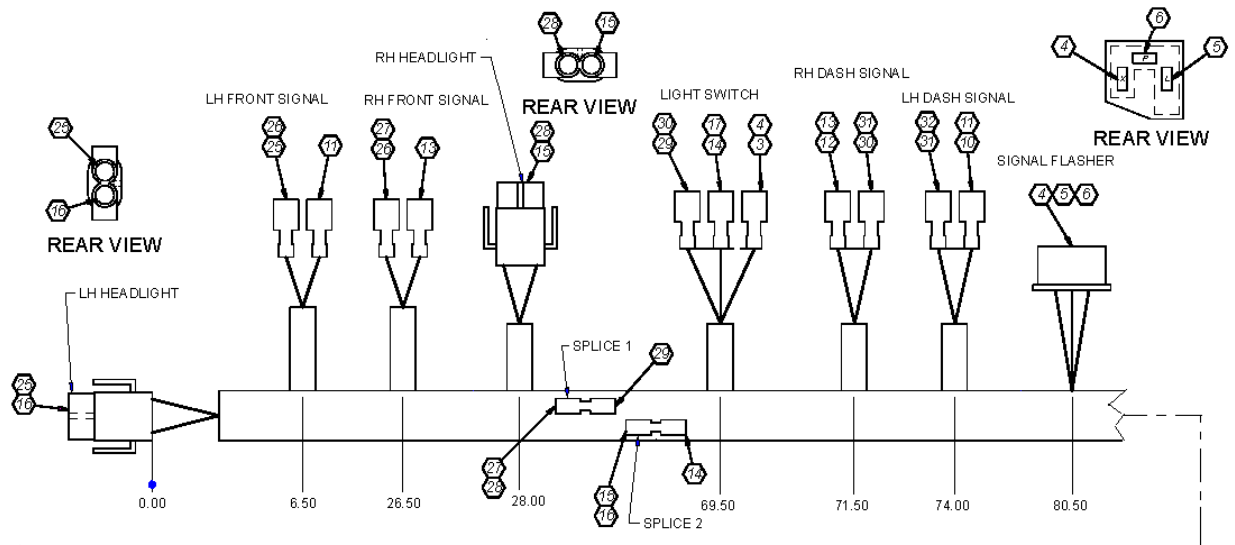


MAIN WIRE HARNESS SCHEMATIC DIAGRAM – P4

CIRCUIT NO.	WIRE COLOR	CIRCUIT NO.	WIRE COLOR	CIRCUIT NO.	WIRE COLOR	CIRCUIT NO.	WIRE COLOR	CIRCUIT NO.	WIRE COLOR
1	RED	11	BLK	21	RED	31	RED	41	RED
2	GRN	12	WHT	22	YEL	32	RED	47	BLK
3	GRY	13	BLK	23	WHT	33	RED	48	RED
4	BLK	14	RED	24	WHT	34	GRN		
5	BLK	15	BLK	25	WHT	35	GRN		
6	BLK	16	RED	26	---	36	RED		
7	BLK	17	RED	27	BLK	37	GRN		
8	BLK	18	RED	28	BLK	38	RED		
9	BLK	19	RED	29	BLK	39	BLK		
10	GRN	20	RED	30	GRY	40	GRN		

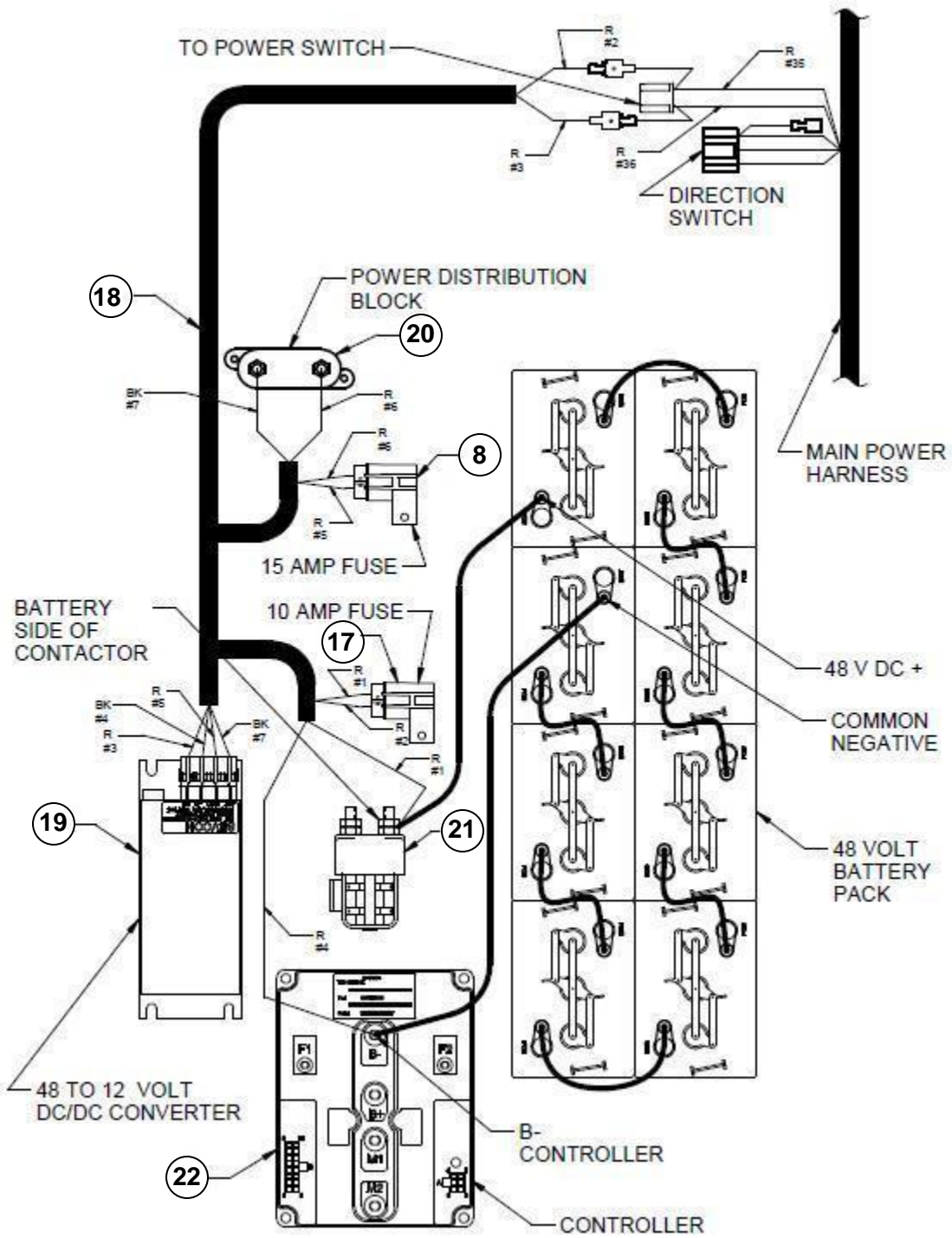


12V ELECTRICAL ACCESSORY SUPPLY



CIRCUIT NO.	DESCRIPTION	WIRE LENGTH *	WIRE COLOR	WIRE GAGE	CIRCUIT NO.	DESCRIPTION	WIRE LENGTH *	WIRE COLOR	WIRE GAGE
1	BATTERY POS TO FUSE	43.50	RED	12	18	SPLICE 5 TO RH BRAKE LIGHT TAIL	82.00	BLU	16
2	SPLICE A TO BRAKE SWITCH	66.50	RED	16	19	SPLICE 5 TO LH BRAKE LIGHT TAIL	9.00	BLU	16
2B	FUSE TO SPLICE A	6.00	RED	12	20	SPLICE 5 TO LICENSE LIGHT POS	3.00	BLU	16
3	SPLICE A TO LIGHT SWITCH POS	82.50	RED	16	21	LH BRAKE LIGHT NEG TO SPLICE 4	9.00	BLK	16
4	LIGHT SWITCH POS TO FLASHER X	18.00	RED	16	22	SPLICE 4 TO LICENSE LIGHT NEG	3.00	BLK	16
5	FLASHER L TO SIGNAL SWITCH	10.00	YEL	16	23	SPLICE 4 TO RH BRAKE LIGHT NEG	82.00	BLK	16
6	FLASHER TO SIGNAL SWITCH	10.00	BLU	16	24	SPLICE 4 TO BATTERY NEG	98.50	BLK	16
7	SIGNAL SWITCH TO BRAKE SWITCH	10.00	WHT	16	25	LH HEADLIGHT NEG TO LH FRONT SIGNAL NEG	12.50	BLK	16
8	SIGNAL SWITCH TO RH BRAKE LIGHT SIGNAL	178.50	GRY	16	26	LH FRONT SIGNAL NEG TO RH FRONT SIGNAL NEG	32.00	BLK	16
9	SIGNAL SWITCH TO LH BRAKE LIGHT SIGNAL	147.50	ORG	16	27	RH FRONT SIGNAL NEG TO SPLICE 1	8.50	BLK	16
10	SIGNAL SWITCH TO LH DASH SIGNAL POS	19.50	GRN	16	28	SPLICE 1 TO RH HEADLIGHT NEG	6.00	BLK	16
11	LH DASH SIGNAL POS TO LH FRONT SIGNAL POS	78.50	GRN	16	29	SPLICE 1 TO LIGHT SWITCH NEG	45.50	BLK	16
12	SIGNAL SWITCH TO RH DASH SIGNAL POS	22.00	RED	16	30	LIGHT SWITCH NEG TO RH DASH SIGNAL NEG	11.00	BLK	16
13	RH DASH SIGNAL POS TO RH FRONT SIGNAL POS	56.00	RED	16	31	RH DASH SIGNAL NEG TO LH DASH SIGNAL NEG	11.50	BLK	16
14	LIGHT SWITCH LOAD TO SPLICE 2	6.00	BLU	16	32	LH DASH SIGNAL NEG TO SPLICE 3	14.00	BLK	16
15	SPLICE 2 TO RH HEADLIGHT POS	45.50	BLU	16	33	SPLICE 3 TO SIGNAL SWITCH	8.50	BLK	16
16	SPLICE 2 TO LH HEADLIGHT POS	68.50	BLU	16	34	SPLICE 3 TO BATTERY NEG	107.50	BLK	16
17	LIGHT SWITCH LOAD TO SPLICE 5	148.50	BLU	16					

DC/DC CONVERTER WIRING



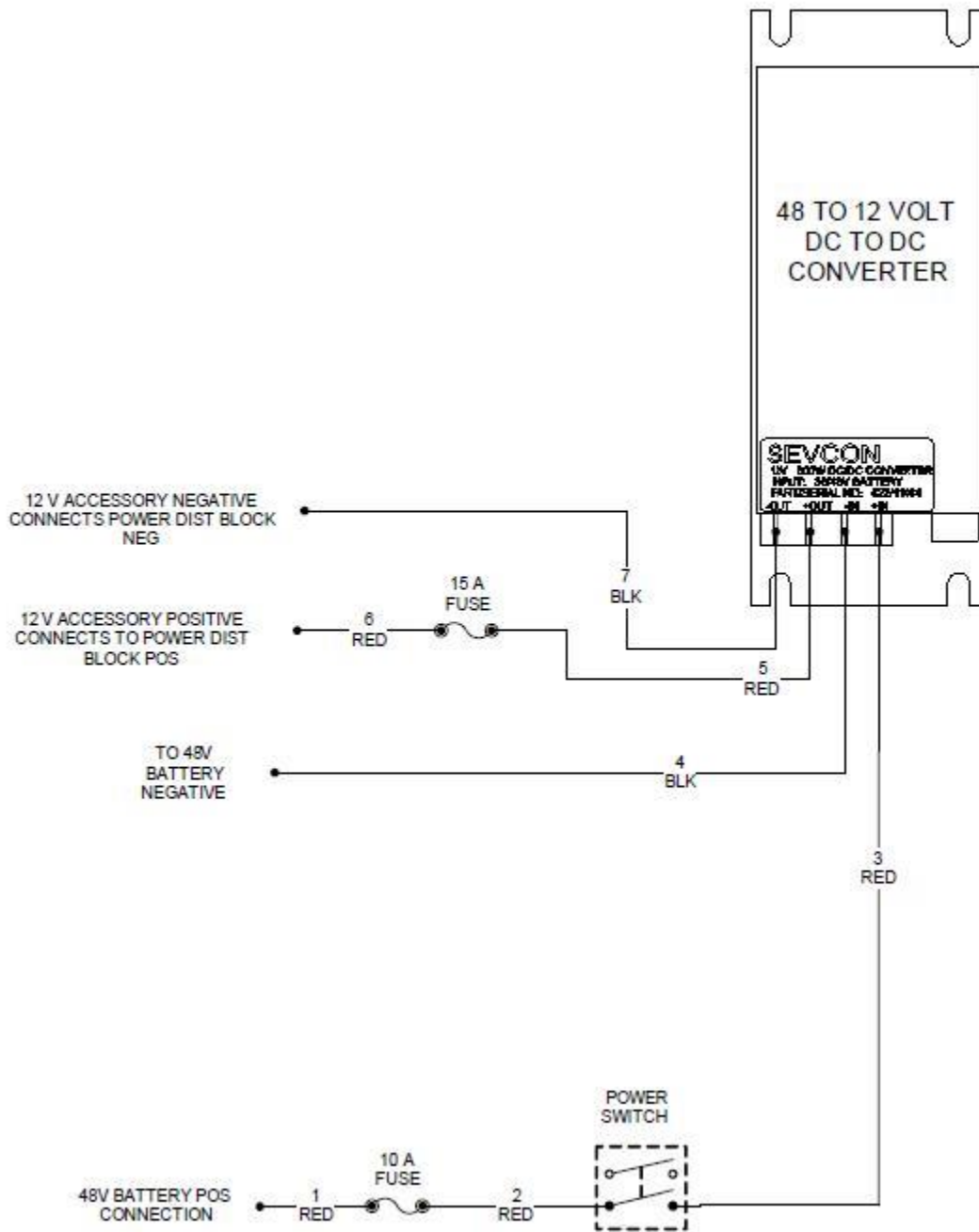
12V ELECTRICAL ACCESSORY

ITEM	CPC P/N	DESCRIPTION	QTY	SEATS P/N
1	68900-10	HEADLIGHTS, GLASS (PAIR, RECTANGULAR)	1	467666
2	68499-96	ASSY, FRONT TURN LIGHT	2	467420
3	72000-10	SWITCH, TOGGLE	1	760600
4	67790-00	LIGHT, DASH SIGNAL INDICATOR	2	709111
5	71977-04	FLASHER	1	719366
6	71426-02	ASSY, TURN SWITCH W/GROMMET	1	464193
7	71412-07	ALARM, AUDIBLE	1	759790
8	74595-01	FUSE, 15 AMP ATO/ATC	2	709255
9	68028-04	LIGHT, LED, RED 4" ROUND W/GROMMET	2	719368
9A	68020-92	LIGHT, 4" TAIL LAMP ASSY W/PLUG	2	709109
9B	68021-98	LIGHT, TAIL LAMP ASSY OBLONG W/PLUG	2	709104
10	68870-02	HARNESS, 12V ACCESSORY, GOLF & UTILITY	1	739951
*	68027-04	LIGHT, LICENSE PLATE, SUMMIT	1	719326
11	69005-00	HARNESS, UNIVERSAL HORN	1	709360
12	71808-00	SWITCH, HORN, SURFACE MOUNT	1	709176
13	69001-76A	HORN, 12V (See Note)	1	709089
13A	69003-12	HORN 48V	1	760753
14	68877-04	HARNESS, BACK UP LIGHTS, ACE+	1	719389
14A	68887-12	HARNESS, BACK UP LIGHTS, 48V RELAY	1	760770
15	66556-07	12V RELAY	1	759854
15A	66555-00	48V RELAY	1	759829
16	68503-03	LIGHT, ROUND 2" BACK UP	2	719320
17	74596-02	FUSE, 10 AMP ATO/ATC	1	709786
18	70030-06	HARNESS, DC-DC CONVERTER	1	759778
19	69642-05	48V TO 12V DC-DC CONVERTER	1	760378
20	71854-06	POWER DISTRIBUTION BLOCK	1	759792
21	71455-01A	CONTACTOR & MOUNT BRACKET 24V	1	709166
22	47895-05A	CONTROLLER, SEVCON RGEN-SEPEX (Programmed 760576)	1	467696
23	71730-01	DIRECTION KEYSWITCH	1	709040
24	68842-06	KIT, HEADLIGHT – SERVICEABLE	1	191304U
25	68818-96	KIT, RUN LIGHT, ROUND TAIL LIGHT	1	191313U
26	68807-96	KIT, DELUXE LIGHT, ROUND TAIL LIGHT, MECH	1	191314U
27	68800-96	KIT, DELUXE LIGHT, ROUND TAIL LIGHT, HYD	1	191315U

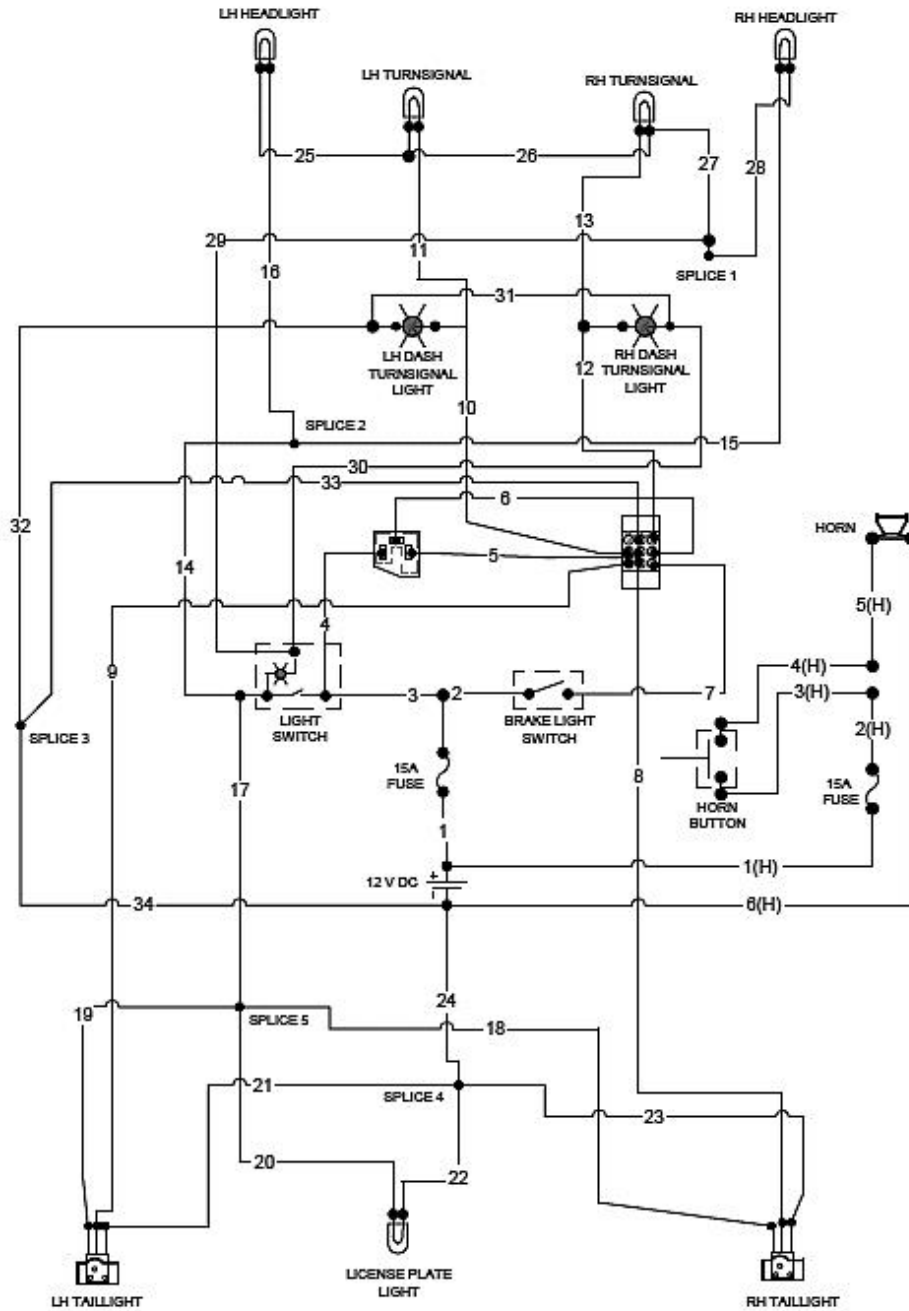
* NOT SHOWN

NOTE: Vehicle produced after mid 2012 are equipped with a 48 V horn. If replacing a 12V horn it is recommended replacing it with a 48V horn. See Horn Harness information page 5-15.

DC-DC CONVERTER



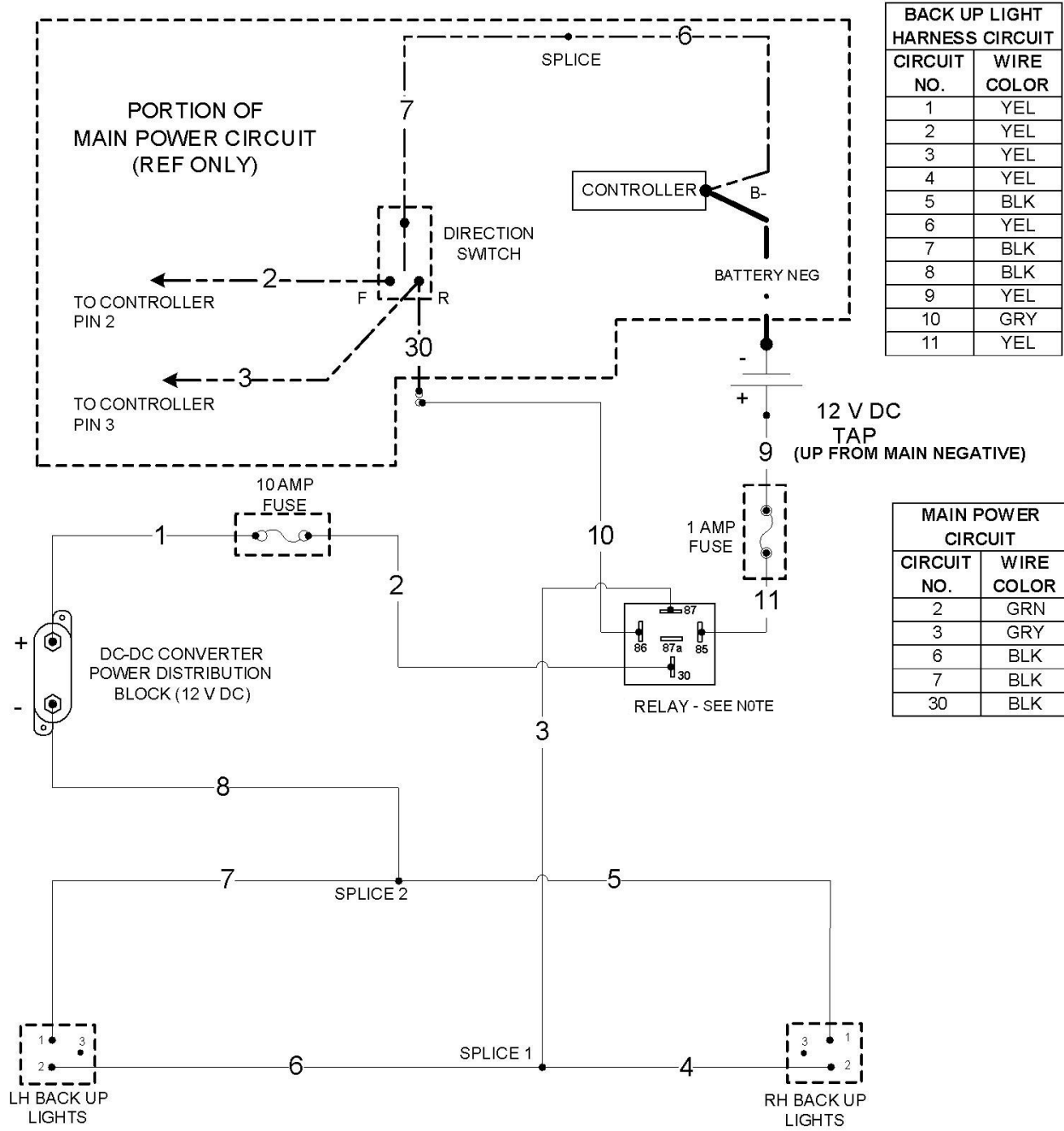
12V ACCESSORY SCHEMATIC



CIRCUIT NO.	WIRE COLOR
1	RED
2	RED
3	RED
4	RED
5	YEL
6	BLU
7	WHT
8	GRY
9	ORG
10	GRN
11	GRN
12	RED
13	RED
14	BLU
15	BLU
16	BLU
17	BLU
18	BLU
19	BLU
20	BLU
21	BLK
22	BLK
23	BLK
24	BLK
25	BLK
26	BLK
27	BLK
28	BLK
29	BLK
30	BLK
31	BLK
32	BLK
33	BLK
34	BLK
1(H)	WHT
2(H)	WHT
3(H)	WHT
4(H)	WHT
5(H)	WHT
6(H)	BLK

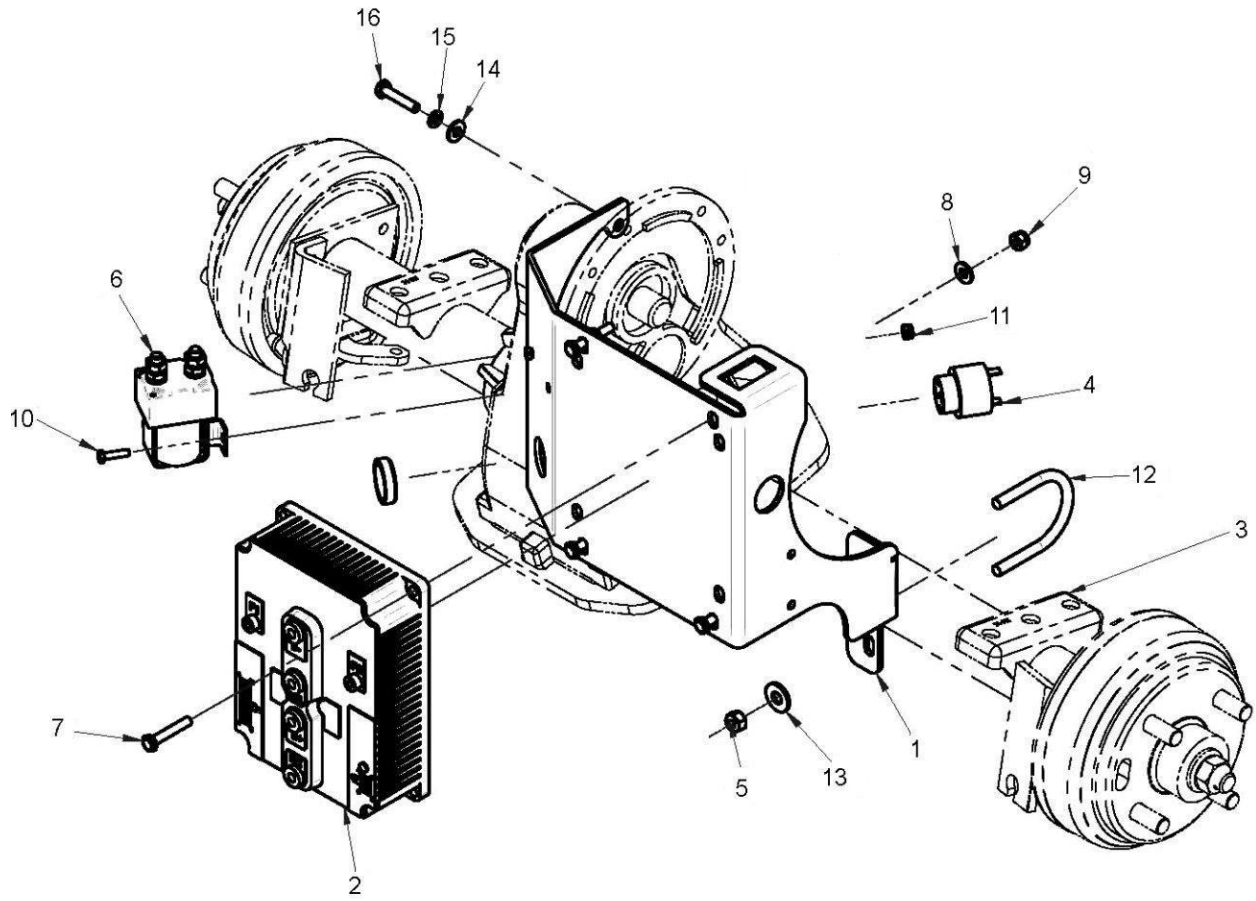
(H) HORN HARNESS CIRCUIT

BACK UP LIGHTS HARNESS SCHEMATIC



NOTE: Vehicles can be equipped with 12V or 48V relays. See SB12-005.

CONTROL PANEL COMPONENTS

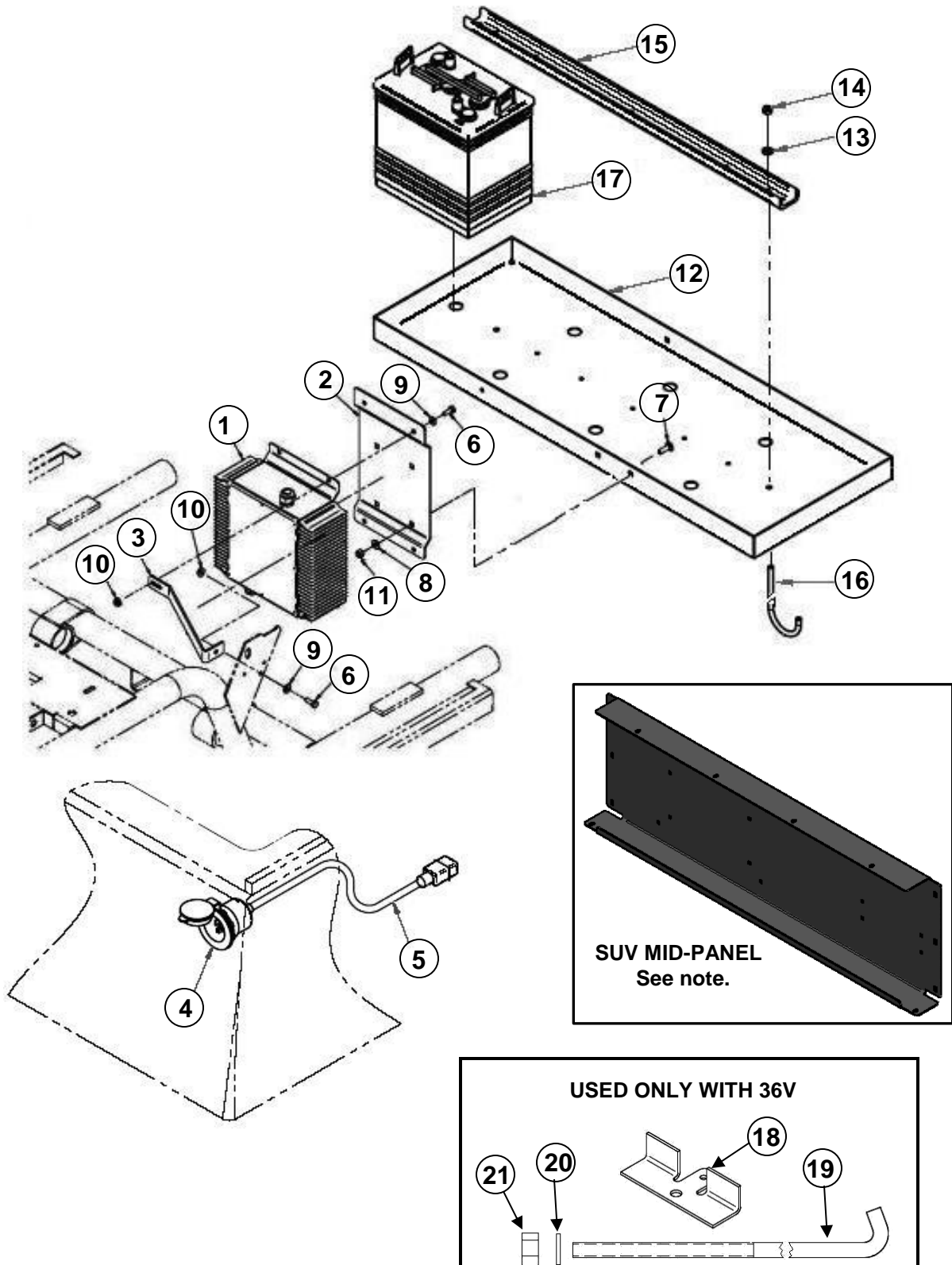


CONTROL PANEL COMPONENTS (Cont.)

ITEM	CPC P/N	DESCRIPTION	QTY	SEATS P/N
1	71020-01	MOUNTING BRKT - PANEL CONTROLLER	1	510394
2	47895-05A	CONTROLLER, SEVCON REGEN HP, SEPEX 24/-48 (Programmed 760576)	1	467696
3		AXLE, ELECTRIC (See Section 3)	1	
4	71408-96A	ALARM, BACK UP	1	759831
5	7739	NUT, 5/16-18, NE, NYLON INSERT, GA, YWZC	2	719892
6	71455-01A	CONTACTOR W/ MTG BRKT - 24 V (SW80)	1	709166
7	2551-W	SCREW, 1/4-20X1, HHCS, G5, YWZC	4	719564
8	6703-B	WASHER FLAT STL 1/4 SAE - BLK	4	719811
9	7686	NUT 1/4-20 NYLOCK, GA YWZC	4	719879
10	2685-W	SCREW, #10-24 X 5/8 HWH TRD ROL	2	719586
11	7624	NUT, #10-24 GR A NM MACH NYLON LOCK	2	719870
12	5211	U-BOLT, #014,ZC	1	719734
13	6000-B	WASHER, 5/16,USS, STD, F/W BLK MAX	2	719771
14	708616	SCREW, 1/4-20 X 1 1/4" HHCS, G5, YWZC150	3	708616
15	7036-B	WASHER, LOCK 1/4 BLACK ZINC	3	719834
16	6703-B	WASHER, FLAT STL 1/4 SAE- BLK	3	719811
*	70068-07	HARNESS, MAIN - SUMMIT	1	759890
*	74596-02	FUSE - 10 AMP	1	709786
*	75593-04	FUSE - 5 AMP	1	719445
*	75594-04	FUSE - 1.0 AMP	1	719444
*	69301-04	MOTOR, ELEC. 48V – 48V HD W/TACH.	1	719339
	69300-03	MOTOR, 48V, SEP EX STD DUTY	1	719135
*	70443-01	CABLE, 6 GA. 18 INCH (F1 to S2, F2 to S1)	2	709215
*	70105-88	CABLE, 4 GA. 37.5 INCH (BATT + to CONTACTOR, BATT - to B -)	2	709019
*	70448-90	CABLE, 6 GA. 20 INCH (A2 MOTOR to M2 on CONTROLLER)	1	709012
*	70447-90	CABLE, 6 GA. 14 INCH (A1 MOTOR to M1; B+ to CONTACTOR)	2	709033

* NOT SHOWN IN THIS ILLUSTRATION

CHARGER & BATTERY P4



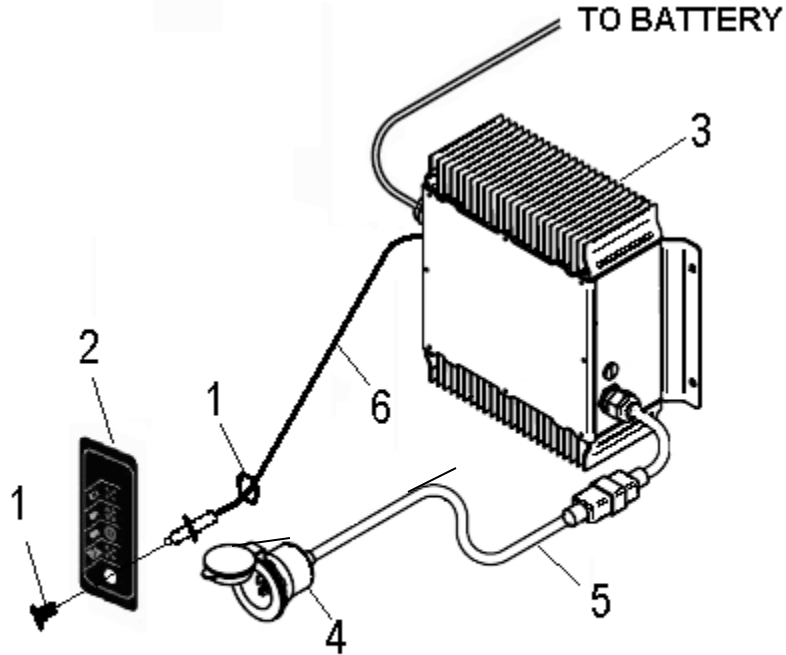
CHARGER & BATTERY P4 (Cont.)

ITEM	CPC P/N	DESCRIPTION	QTY	SEATS P/N
1	-	CHARGER, DELTA Q – (See Page 5-14)	1	-
2	66438-03	BRACKET, CHARGER MOUNT, DELTA Q	1	509597
3	45590-03	SUPPORT	1	509658
N/A	70036-05	CHARGER CORD (Item # 5) W/RECEPTACLE (Item # 4)	1	467405
4	66034-02	RECEPTACLE, POWER INLET (120V) W/ HARDWARE	1	709558
5	66493-03	CHARGER CORD, 6 FT 14/3 WIRE BLACK	1	719264
6	3787-B	SCREW, HEX HEAD CAP 1/4-20 X 3/4 G5	5	719636
7	5400-BS	SCREW, 5/16-18X1 CARR	2	719744
8	6702-B	WASHER FLAT STL 5/16	2	719810
9	6703-B	WASHER FLAT STL 1/4 (See note)	4/5	719811
10	7724-B	NUT 1/4-20 GR A SERRATED FLNG LOCK	5	719887
11	7739	NUT, 5/16-18 NYLOCK	2	719892
12	47105-10	BATTERY TRAY	1	309820
13	708859-SW	WASHER, 3/8", STD FLAT, STAINLESS	2	708859
14	708860-LH	NUT, 3/8-16 NYLOCK, WAXED, SS	2	708860
15	47711-98A	HOLD DOWN, BATTERY	1	709196
16	66561-02	J-HOOK, Ø2.60 X 13.86	2	708862
17	66014-03	BATTERY, 6V, DC, US2200	6	719229
17A	66200-10	BATTERY, 6V DC, SEALED, DEKA SM2	8	760586
17B	66005-03	BATTERY 6V DC US145	6	719231
17C	66014-84	BATTERY 6V T-105 (Requires 16 ea. Item 22)	8	709000
*	70099-88	CABLE, 4GA, 8.75"	5/7	709004
*	66493-67A	EXTENSION CORD	1	709890
*	66100-10	EXTENSION CORD ,9', GFIC	1	760620
18	66385-00	BATTERY TRAY SUPPORT	2	510353
19	66561-90A	ROD, BATTERY HOLD DOWN	1	709059
20	6256	WASHER, FLT, SS .28X1.375X.06	1	719786
21	7680	NUT, 1/4-20 SS, NYLOCK	1	719876
22*	6085	WASHER, 5/16 R-SPLIT, LW, SS18-8	12/16	781621
23*	7686	NUT, 1/4-20 NYLOCK (See note)	4	719879
24*	5405-B	SCREW 1/4-20X3/4 CARR, G5 (See note)	4	719747

* NOT SHOWN

NOTE: For NEV2 charger is mounted to the passenger side of the mid-panel behind the batteries.

DELTA Q CHARGER WITH REMOTE LED – P4




**LED & LABEL POSITION WILL BE LOCATED
ADJACENT TO THE CHARGER AC RECEPTICLE**

ITEM	CPC P/N	DESCRIPTION	QTY	SEATS P/N
1	9951	CR-174 CLIP & RING	1	781989
2	66584-12	LED FRONT LABEL	1	760754
3	66501-12	CHARGER, DELTA Q 36V W/LED, STANDARD	1	760743
3A	66583-12	CHARGER, DELTA Q 48V W/LED, STANDARD	1	760742
3B	66582-12	CHARGER, DELTA Q 48V W/LED, AGM	1	467839
4	66034-02	PLUG, POWER INLET 120V SEALED	1	709558
5	66493-03	CHARGER CORD 6'	1	719264
6	66029-12	LED 25' CABLE	1	760817
N/A	70036-05	ASSEMBLY, CORD W/ RECEPTACLE (Includes Item 4 & 5)	1	467405

NOTE: SEE SERVICE BULLETIN SB11-004 IF REPLACING A NON-LED CHARGER.

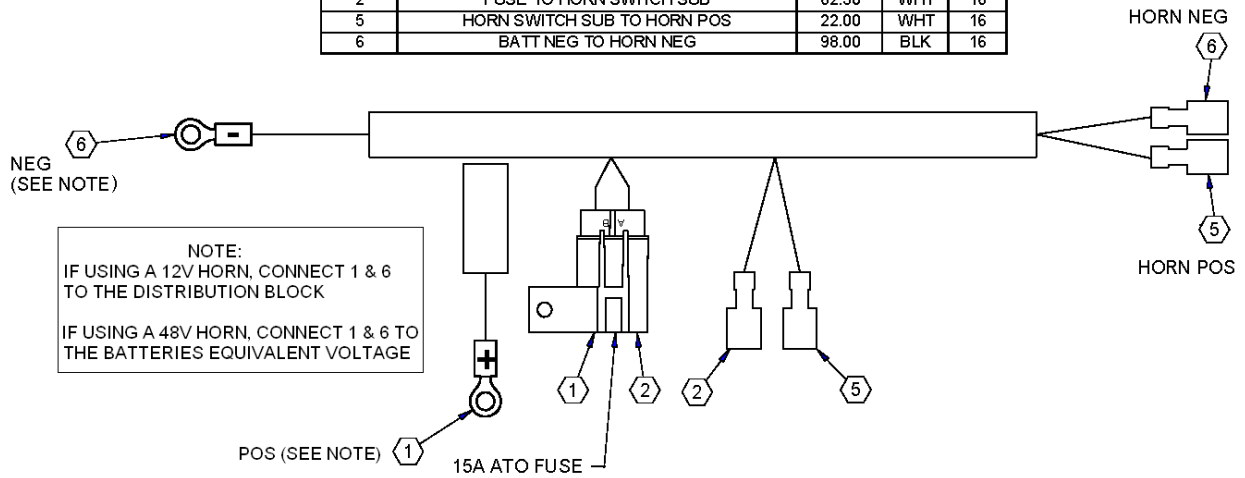
HARNESS, POT BOX ADAPTER – P4 P/N 71001-10

CIRCUIT NO.	DESCRIPTION	WIRE LENGTH *	WIRE COLOR	WIRE GAGE
1	CONNECTS TO POT LEAD BLACK	8.00	BLK	16
2	CONNECTS TO POT LEAD WHITE	8.00	GRN	16
3	CONNECTS TO PEDAL SWITCH	8.00	WHT	16
4	CONNECTS TO PEDAL SWITCH	4.00	BLK	16




HORN HARNESS –P4 P/N 69005-00

CIRCUIT NO.	DESCRIPTION	WIRE LENGTH *	WIRE COLOR	WIRE GAGE
1	BATT POS TO FUSE	35.50	WHT	16
2	FUSE TO HORN SWITCH SUB	62.50	WHT	16
5	HORN SWITCH SUB TO HORN POS	22.00	WHT	16
6	BATT NEG TO HORN NEG	98.00	BLK	16



HIGH OUTPUT CHARGER 48V – P4

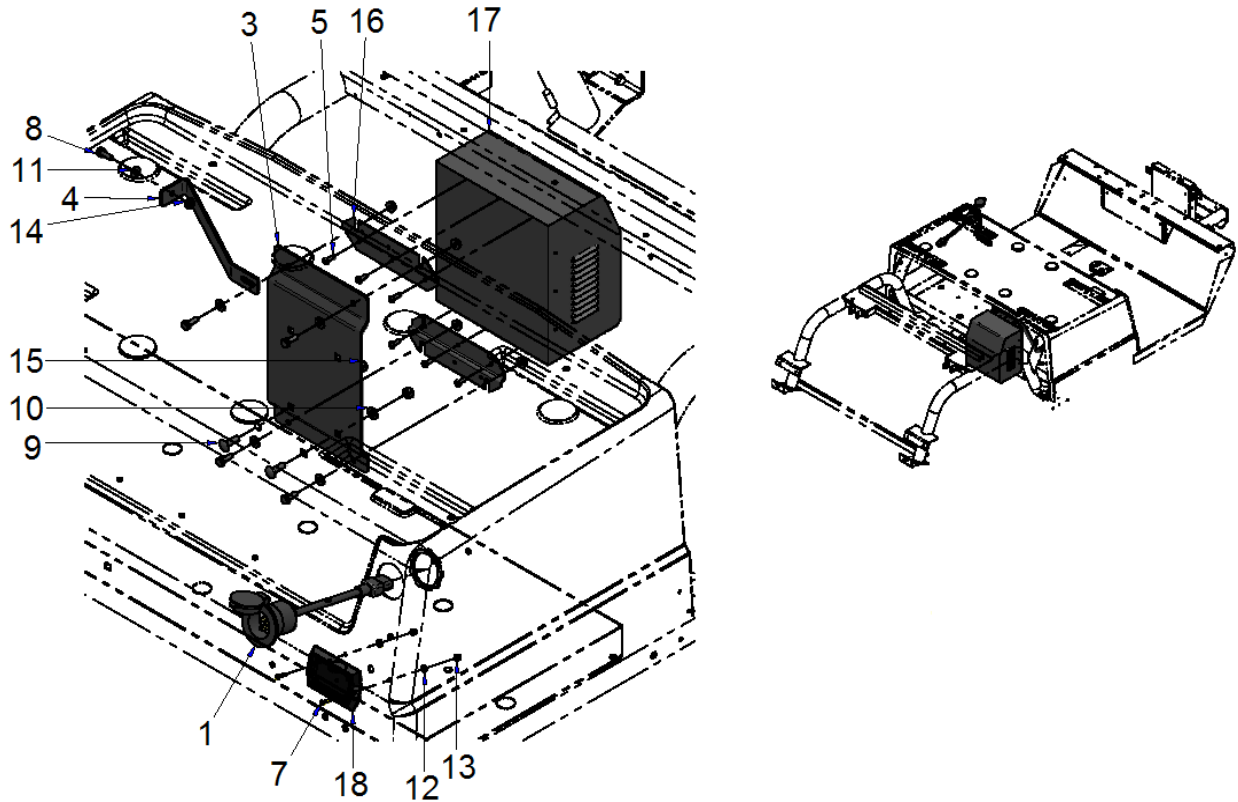


ITEM	CPC P/N	DESCRIPTION	QTY	SEATS P/N
1**	66619-14	ASSEMBLY, CHARGER INTERLOCK HARNESS	1	468836
2**	2531	SCREW, #10-5/8, PPH TAPPING	6	719058
3**	10043	CABLE TIE, BLACK .18 X 11 3/4	5	719504
4	*	CHARGER, 48V, HIGH OUTPUT	1	761066
5	*	MOUNTING BRACKET KIT	1	761067
6	66365-14	KIT, HIGH OUTPUT (Includes above)	1	192736U

* SPECIAL ORDER

** NOT SHOWN

PRO CHARGER 18A – P4



ITEM	CPC P/N	DESCRIPTION	QTY	SEATS P/N
1	70036-05	ASSEMBLY, CHARGER CORD W/ RECEPT	1	467405
2*	66619-14	ASSEMBLY, CHARGER INTRLK HARNESS	1	468836
3	66438-03	BRACKET, CHARGER, BATTERY - DELTA-Q	1	509597
4	45590-03	SUPPORT DELTA Q	1	509658
5	2531	SCREW,#10X5/8",PPH,T/S,TA,BLKZC	6	708389
6*	10043	CABLE TIE, BLACK, .18 X 11 - 3/4, STD, 50LB	5	719504
7	2646	SCREW,#6-32X5/8,PPH,M/S,YWZC	2	719581
8	3787-B	SCREW,1/4-20X3/4,HHCS,G5,BLK150	5	719636
9	5400-BS	BOLT, 5/16-18 X 1, CARRIAGE, GRADE 5	2	719744
10	6702-B	WASHER,5/16,SAE,F/W,BLK MAX	2	719810
11	6703-B	WASHER,1/4,SAE,F/W,BLK MAX	5	719811
12	6717	WASHER FLT STL #6 SAE UNHARD YWZC	2	719813
13	7592	NUT 6-32 GR A NM MACH NYLON YWZC	2	719866
14	7724-B	NUT 1/4-20 GR A SERRATED FLNG LOCK	5	719887
15	7739	NUT,5/16-18,L/N,NYLOK,NE,GA,BLKMAX	2	719892
16	*	KIT, BRACKET, MOUNTING, PRO CHARGER	1	761067
17	*	PROCHARGER, 18A	1	761176
18	*	DISPLAY, CHARGER	1	761178
-	N/A	PRO CHARGER18A (Includes above)		193012A

Eagle Parts Manual

Section 6

Wheels

WHEELS - P4



WHITE 8 SPOKE
4 HOLE ITEM 20
5 HOLE ITEM 23



ALLOY STAR
4 HOLE ITEM 21



CHROME
4 HOLE ITEM 19
5 HOLE ITEM 18



TEARDROP
4 HOLE ITEM 22



ITEM 10



ITEM 28



ITEM 30



ITEM 29



ITEM 26



ITEM 25



ITEM 24

WHEELS - P4 Cont.

ITEM	CPC P/N	DESCRIPTION	QTY	SEATS P/N
1*	45250-12A	TIRE/WHEEL ASSY 165/65R13 CHROME 5H	1	514551
2*	45251-12A	TIRE/WHEEL ASSY 165/65R13 CHROME 4H	1	514547
3*	45252-12A	TIRE/WHEEL ASSY 165/65R13 WHITE 4H	1	514546
4*	45254-12A	TIRE/WHEEL ASSY 165/65R13 ALLOY-STAR 4H	1	514548
5*	45255-12A	TIRE/WHEEL ASSY 165/65R13 ALLOY-TEAR 4H	1	514549
6*	40936-12	TIRE/WHEEL ASSY 165/65R13 WHITE 5H	1	514550
7*	41018-13	TIRE/WHEEL ASSY 215/50R13 CHROME 4H	1	514713
8*	41002-06	TIRE/WHEEL ASSY 215/60-8 DOT WHITE 8 SPOKE 4H	1	759726
9*	45304-10	TIRE/WHEEL ASSY 18.5X8.5-5-8 NM 4 H	1	760326
10	40896-13	TIRE/WHEEL ASSY 205/50- 10" GOLF PRO II	1	760962
11*	46015-12	TIRE/WHEEL ASSY 175/70R13 CHROME 4H	1	514525
12*	46016-12	TIRE/WHEEL ASSY 175/70R13 ALLOY STAR 4H	1	514545
13*	45253-12A	TIRE, 165/65R13	1	760786
14*	41021-13	TIRE/WHEEL ASSY 215/50R13 STAR 4H	1	514714
15*	41022-13	TIRE/WHEEL ASSY 215/50R13 TEAR 4H	1	514715
16*	43607-13	TIRE, 215/50R13	1	760782
17*	46014-12	TIRE, 175/70R13	1	760773
18	45016-08	WHEEL, CHROME, 5 H	1	760360
19	41019-04	WHEEL, CHROME, MOD 13X5.5, 4 H	1	759789
20	42204-10	WHEEL. 13X4.5, WHITE 8 SPOKE, 4H	1	760611
21	43609-06	WHEEL. ALLOY, STAR 13X5, 4H	1	759807
22	43608-06	WHEEL, 13X5.5 TEARDROP 4H	1	759806
23	42200-10	WHEEL, 13X4.5. WHITE 8 SPOKE 5H	1	760612
24	43155-04	LUG NUT, (Used w/ Items 4, 5, 6, 10 & 12)	4/5	719388
25	43154-04	LUG NUT, CHROME (Used w/ Items 1, 2, 7, & 11)	4/5	719332
26	43152-66	LUG NUT, 1/2-20 TAPERED (Used w/ Items 8 & 9)	4	709002
27*	43740-04	PLTD, SPACER, WHEEL 10GA, 4 HOLE (Used w/ Items 2, 3, 4, 5, 7, 10, 11 & 12)	1	509958PL
28	40513-04	CAP, CHROME (Uses w/ Items 2, 4, 5, 7, 11 & 12)	1	719387
29	45200-10	CAP, CHROME/BLACK (Used w/ Items 1 & 6)	1	760621
30*	40897-13	WHEEL CAP CHROME (Used w/ Item 10)	1	760963

* NOT SHOWN


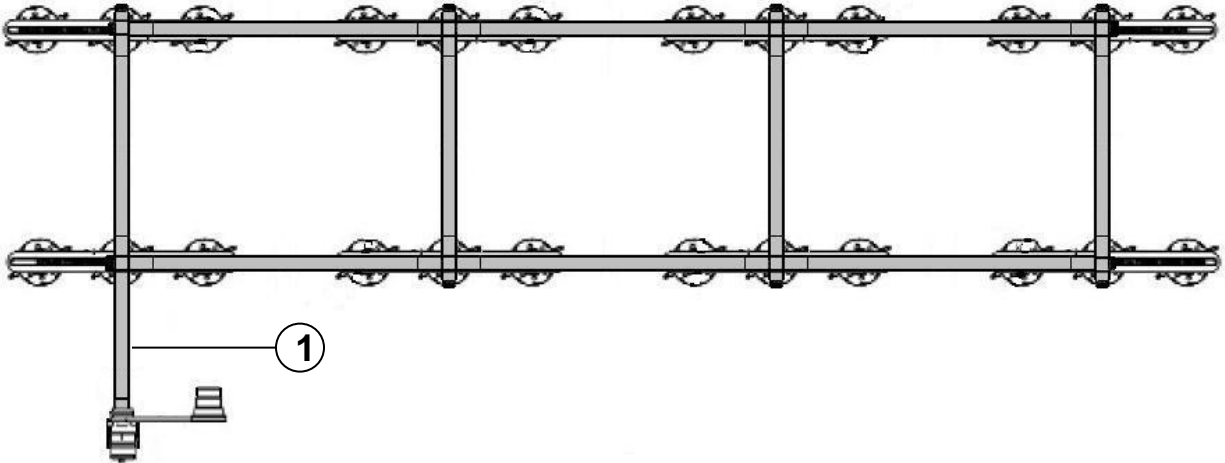
Eagle Parts Manual

Section 7

Accessories

BATTERY WATERING SYSTEM – P4

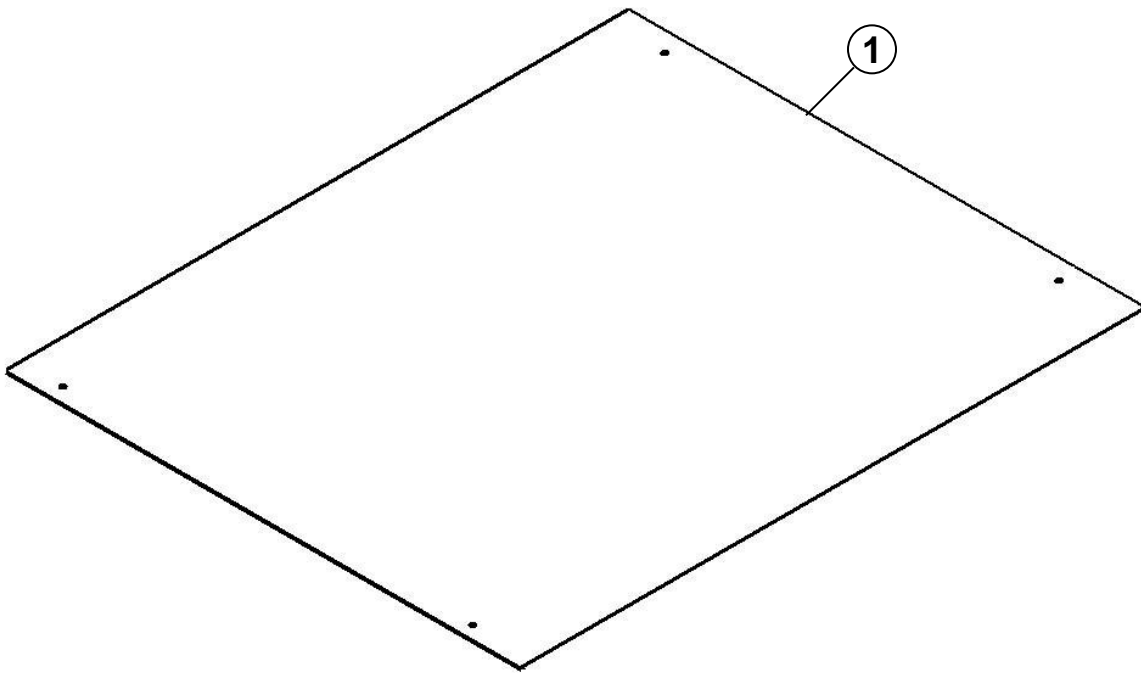
ITEM	CPC P/N	DESCRIPTION	QTY	SEATS P/N
1	66210-07	WATERING ASSEMBLY	1	759857
2	66211-07	PUMP	1	759858



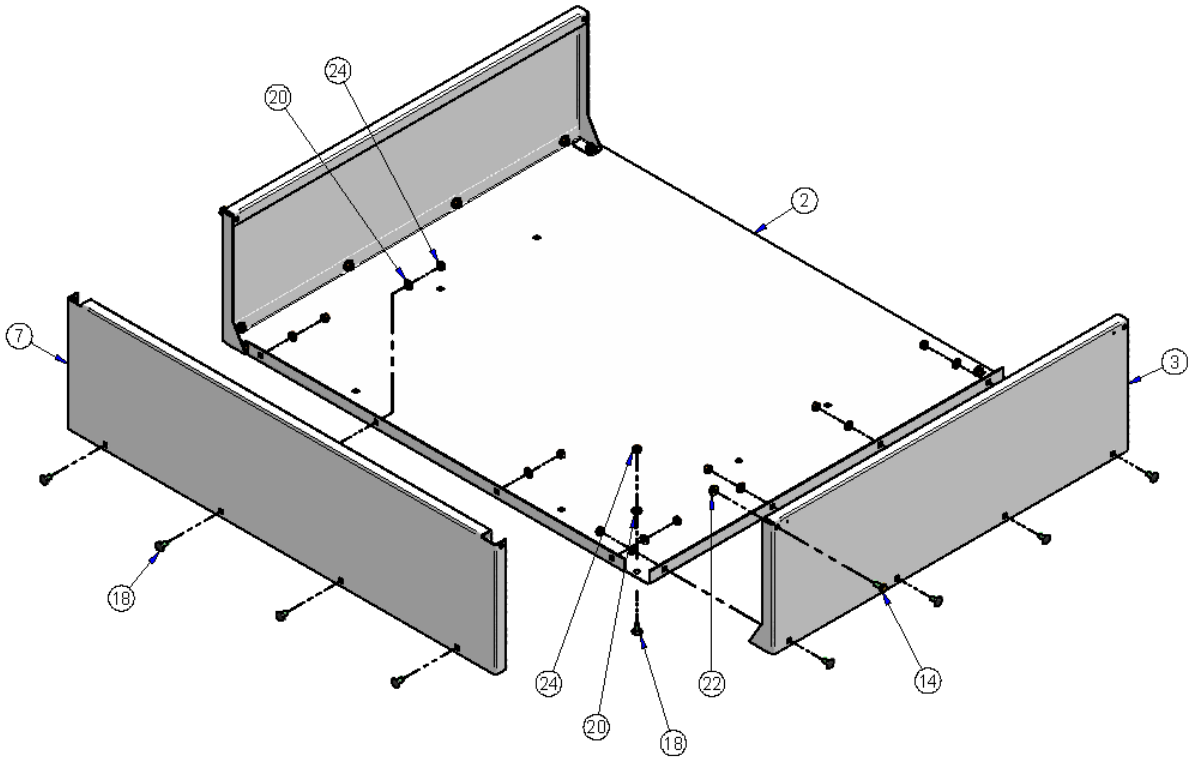
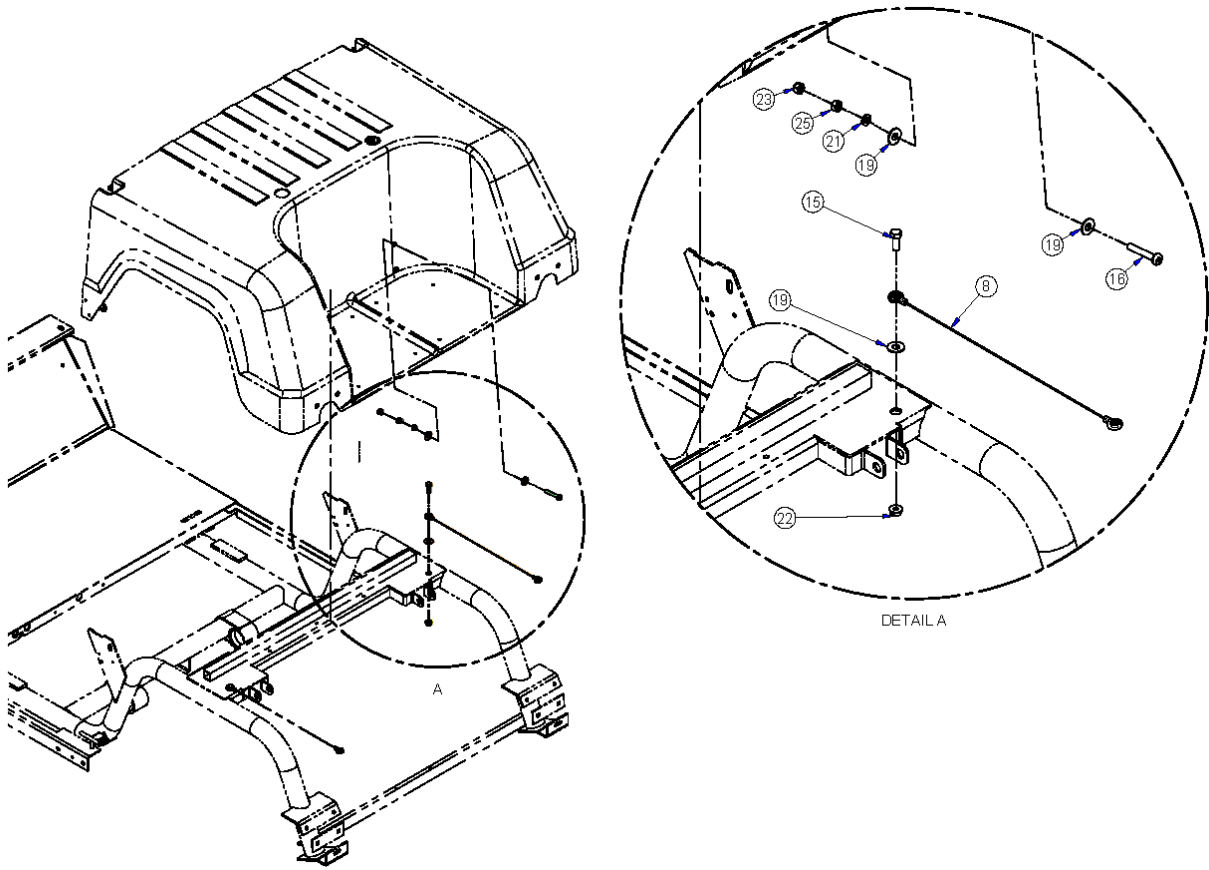
DECK – NEV2-GN

ITEM	CPC P/N	DESCRIPTION	QTY	SEATS P/N
1	51004-10	DECK PLATE, AL	1	513439
*2	11735	NUT, TINNEMAN	4	719537
*3	49713-08	FOAM TAPE, 1/8"TX1"W SM4	27.9'	709783
*4	2600	SCREW, 5/16-18X3/4, SS	4	781738

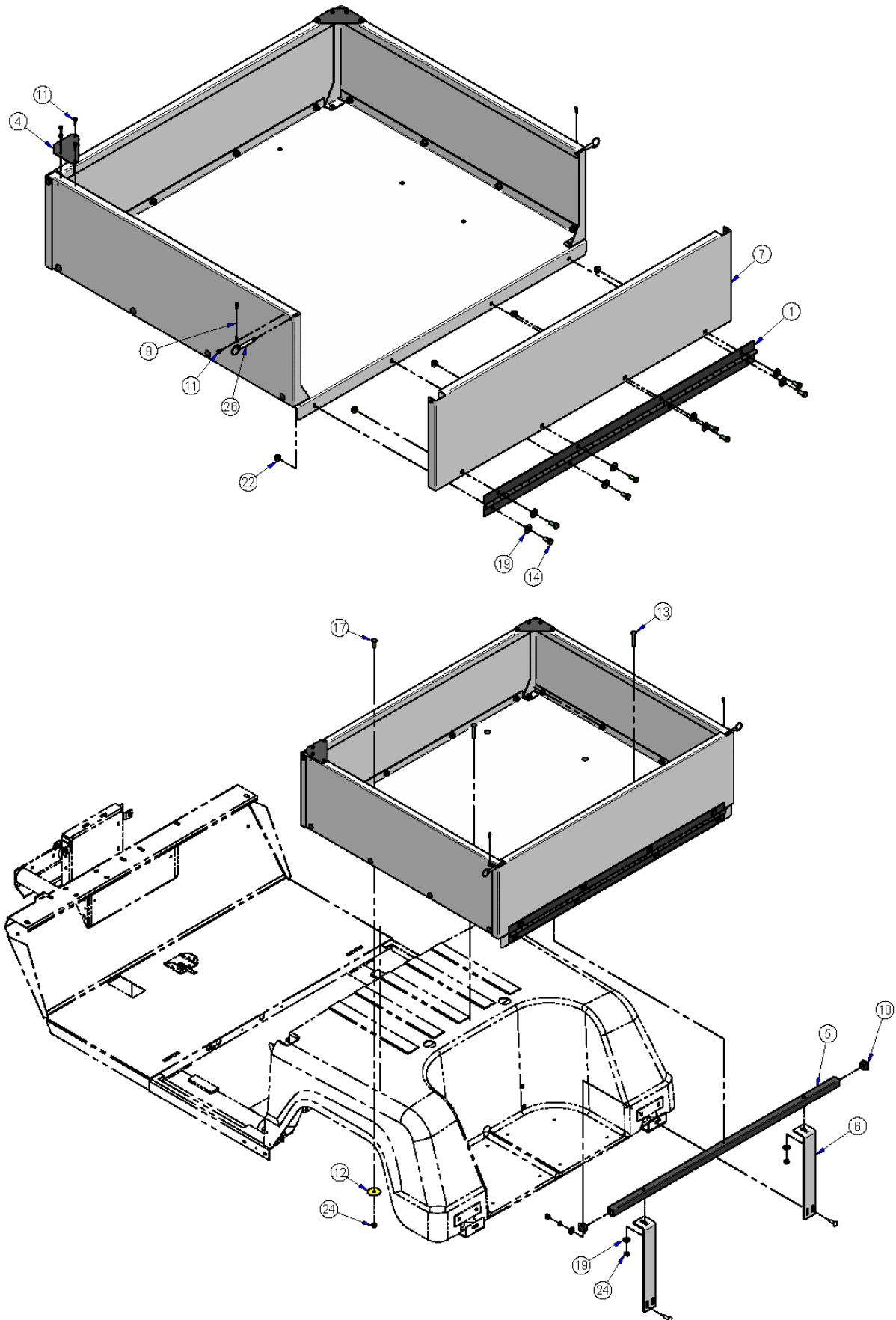
* NOT SHOWN



STEEL OUTBACK BOX – P4



STEEL OUTBACK BOX – P4 (Cont.)



STEEL OUTBACK BOX – P4 (Cont.)

ITEM	CPC P/N	DESCRIPTION	QTY	SEATS P/N
1	52953-92A	HINGE, 2.5X38"	1	303246
2	50150-10	BOTTOM STEEL BOX	1	307447
3	50151-10	SIDE STEEL BOX	2	307448
4	50152-10	BRACKET, CORNER	2	509532
5	50153-10	STIFFENER	1	509533
6	50154-10	SUPPORT	2	509534
7	50155-10	END STEEL BOX	2	509552
8	40819-91	STRAP	1	709078
9	805	LANYARD, HITCH PIN	2	709767
10	11432	CAPLUG FP-161	2	719525
11	2653-B	SCREW, #10X3/4	10	719583
12	31067-63	WASHER, .324X1.63X.06	4	709597
13	3403-B	SCREW, 5/16-18X2 CARR	2	719609
14	3987-BS	SCREW, 5/16-18X3/4 HHC	10	719642
15	3991	SCREW, 5/16-18X7/8 HHC	1	719643
16	5207-BS	SCREW, 5/16-18X2 PPH	1	719730
17	5400-BS	SCREW, 5/16-18X1 HHC	4	719744
18	5452-BS	SCREW, 5/16-18X5/8 CARR	16	719751
19	6000-B	WASHER 5/16 USS	13	719771
20	6702-B	WASHER 5/16 SAE	16	719810
21	7041-B	WASHER 5/16 SPRG LOCK	1	719838
22	7525	NUT 5/16-18 SERRATED FLNG LOCK	11	719864
23	7739	NUT 5/16-18 NYLOCK	1	719892
24	7740-B	NUT 5/16 -18 CNT LOCK	22	719893
25	7748-B	NUT, 5/16-18 HEX	1	719896
26	799	PIN 5/16X2 HITCH	2	719918
26	89105-98	KIT, OUTBACK STEEL BOX (Includes above Items & two rear inner compression springs, P/N 54570-93.)	1	191173U

ALUMINUM OUTBACK BOX – P4



ITEM	CPC P/N	DESCRIPTION	QTY	SEATS P/N
1	50046-98	OUTBACK BOX	1	467661
2	40819-91	REAR STRAP	1	709078
3	54570-93	SPRING COMPRESSION, REAR-INNER	2	709190
4	N/A	INSTRUCTION SHEET	1	712162
5	3991	SCREW, 5/16-18X7/8 HHC G5	1	719643
6	5207-BS	SCREW, 5/16-18X2 PPH	1	719730
7	5400-BS	SCREW, 5/16-18X1 HHC	4	719744
8	6000-B	WASHER 5/16 USS	5	719771
9	31067-63	WASHER, .334X1.63X.06.	4	719597
10	7041-B	WASHER, 5/16 LOCK	1	719838
11	7525	NUT 5/16-18 SERRATED FLNG LOCK	1	719864
12	7740-B	NUT 5/16 -18 CNT LOCK	6	719893
13	50153-10	STIFFENER	1	509533
14	50154-10	SUPPORT	2	509534
15	11432	CAPLUG	2	719525
16	3403-B	SCREW, 5/16-18X2 CARR G5	2	719609
17	7739	NUT, 5/16-18 NYLOCK	1	719892
18	7748-B	NUT, 5/16-18 HEX G5	1	719896
N/A	89107-98	KIT, OUTBACK ALUMINUM BOX (Includes above Items)	1	191174U

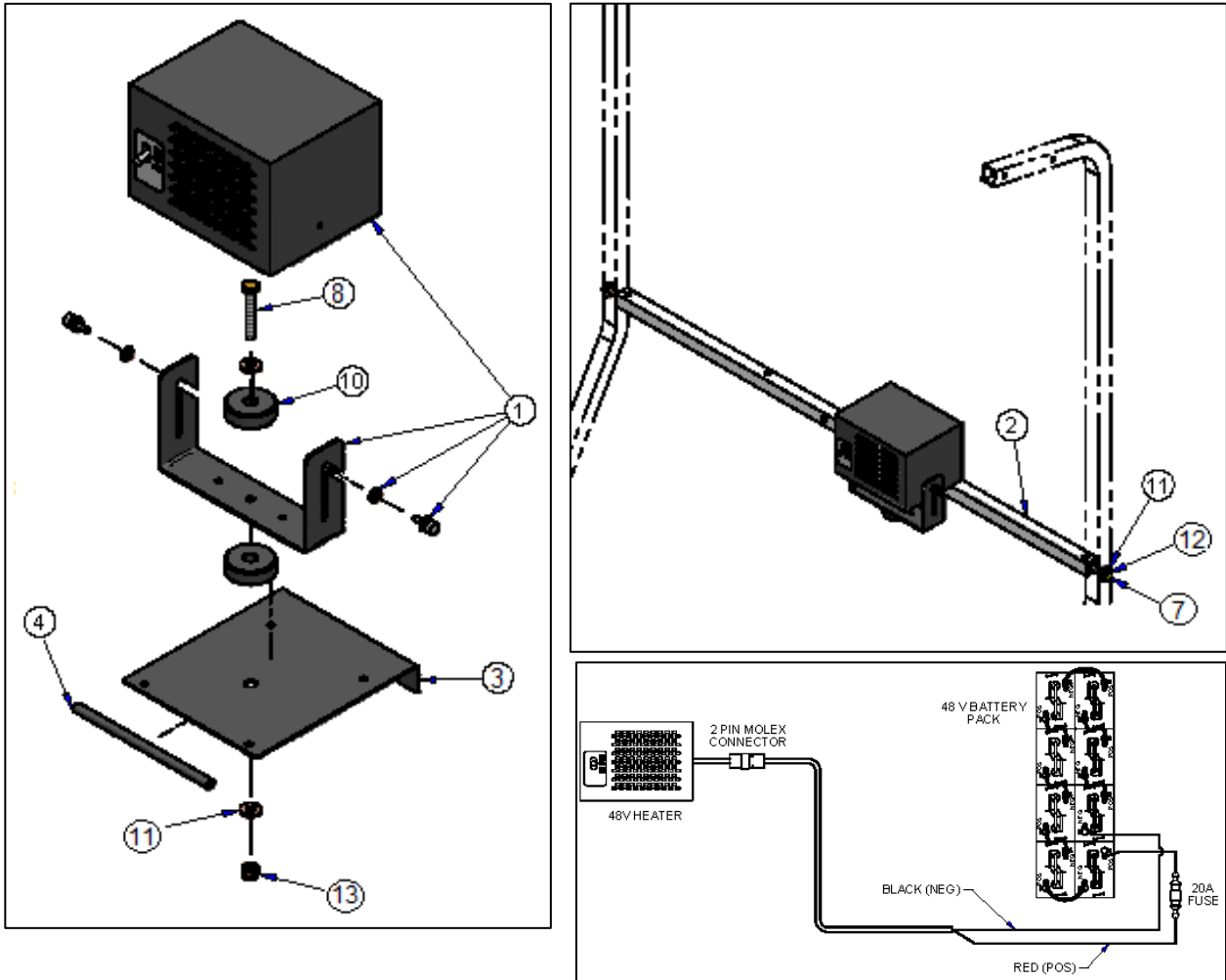
SUNTOP HEATER- P4

ITEM	CPC P/N	DESCRIPTION	QTY	SEATS P/N
1	20005-05B	HEATER/HARNESS, 48V -See Note (Includes Heater, P/N 65198-11 & Harness, Special Order P/N 467803)	1	192378U
2	57974-02	WINDSHIELD WIPER BAR	1	307119
3	51150-11	DOME LIGHT MOUNT	1	510315
4	29284-04	MOLDING, BLACK 5.50"	1	719355
5*	10043	CABLE, TIE	6	719504
6*	2653-B	SCREW, #10X3/4 HWH, TEK	2	719583
7	57111-11	SCREW, 5/16-18X1 1/2	2	781924
8	3454-BS	SCREW, 1/4-20X1 3/4, HHCS, G5	1	719623
9	6000-B	WASHER, 5/16 USS, STD	2	719771
10	52329-85	WASHER, .375X1.5X.5 F/W, NYLON	2	719737
11	6703-B	WASHER, 1/4 F/W, SAE, STL	2	719811
12	7041-8	WASHER, 5/16, REG-SPRG, LOCK	2	719838
13	7686	NUT, 1/4-20 NYLOCK	1	719879

* NOT SHOWN

NOTE:

1. If the toggle switch is in the Fan/Heat position and no heat is occurring, a circuit reset may be needed. On a heater side panel is a 3/8" hole. Inside is a circuit reset tab. Using a non-conductive device push the tab to reset the circuit.
2. This heater/harness is not interchangeable with heater/harness installed on vehicles prior to 8/10/2010. Connect black wire to 48V negative and red wire to 48V positive.

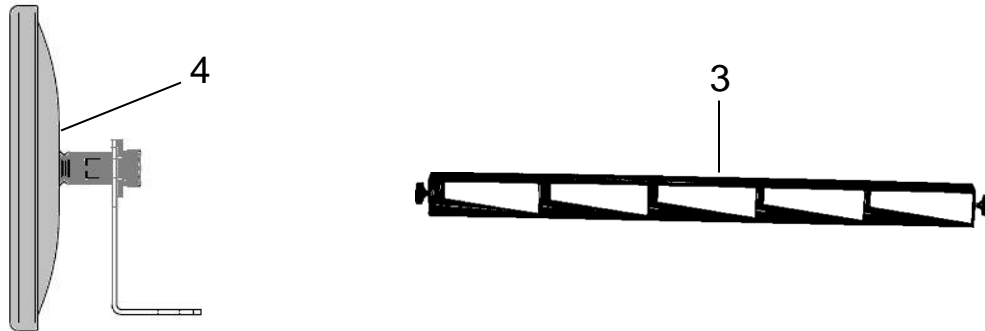


MIRRORS – P4

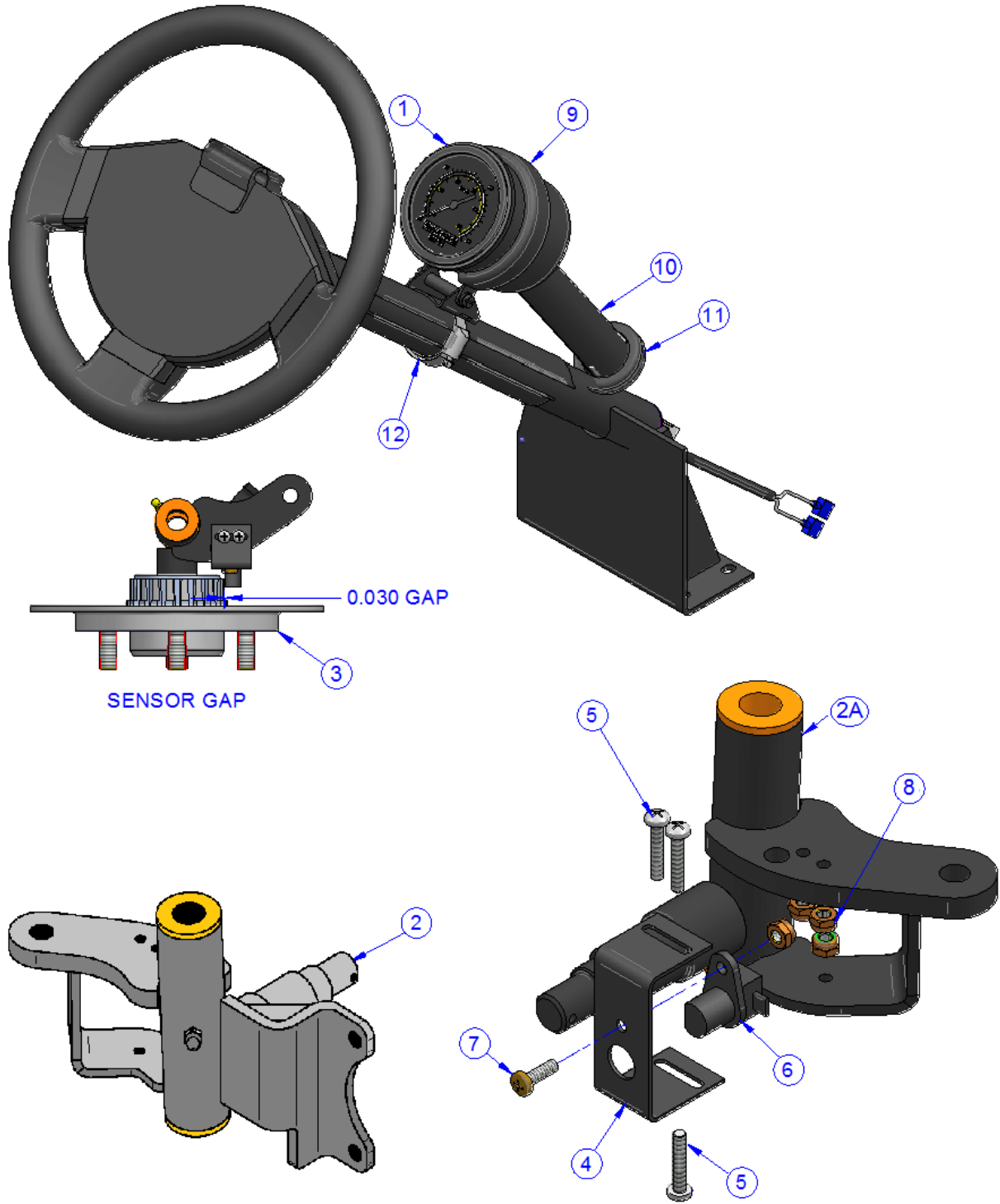
ITEM	CPC P/N	DESCRIPTION	QTY	SEATS P/N
1*	89577-98	MOUNTING BRACKET	2	510334
2*	4017	SCREW, 5/16-18X1 HHC	2	708085
3	84270-98	5 PANEL REAR VIEW MIRROR	1	709408
4	91876-00	SIDE MIRROR, 5" ROUND FLAT	2	709437
5*	3787-B	SCREW, 1/4-20X3/4 HHCS, G5	2	719636
6*	50190-86	NUT, JACK #8	2	719717
7&	6000-B	WASHER, 5/16	2	719771
8*	6703-B	WASHER 1/4	2	719811
9*	7036-B	WASHER,	2	719834
10*	7041-B	WASHER 5/16 LOCK	2	719838
11*	7525	NUT 5/16 SERR. FLNG LOCK	2	719864
12*	57111-11	SCREW, 5/16-18X1 1/2, HHCS G8	2	781924
13**	91874-10	KIT, ROUND MIRROR, PAIR, BENCH (Includes Items 4, 7, 11, 12)	1	190926U
14**	84288-98	KIT, 5 PANEL MIRROR (Includes Items 1, 3, 5, 6, 8, 9)	1	190928U
15**	64008-10	KIT, ROUND MIRROR, PAIR, BUCKETS. (Includes Items 2, 4, 7, 10)	1	191227U
16**	91877-00	KIT, ROUND MIRROR, SINGLE (Includes one each of items 2, 4, 7, 10, 11, 12)	1	191511U

* NOT SHOWN

** KITS REQUIRE VEHICLES WITH SUNTOPS

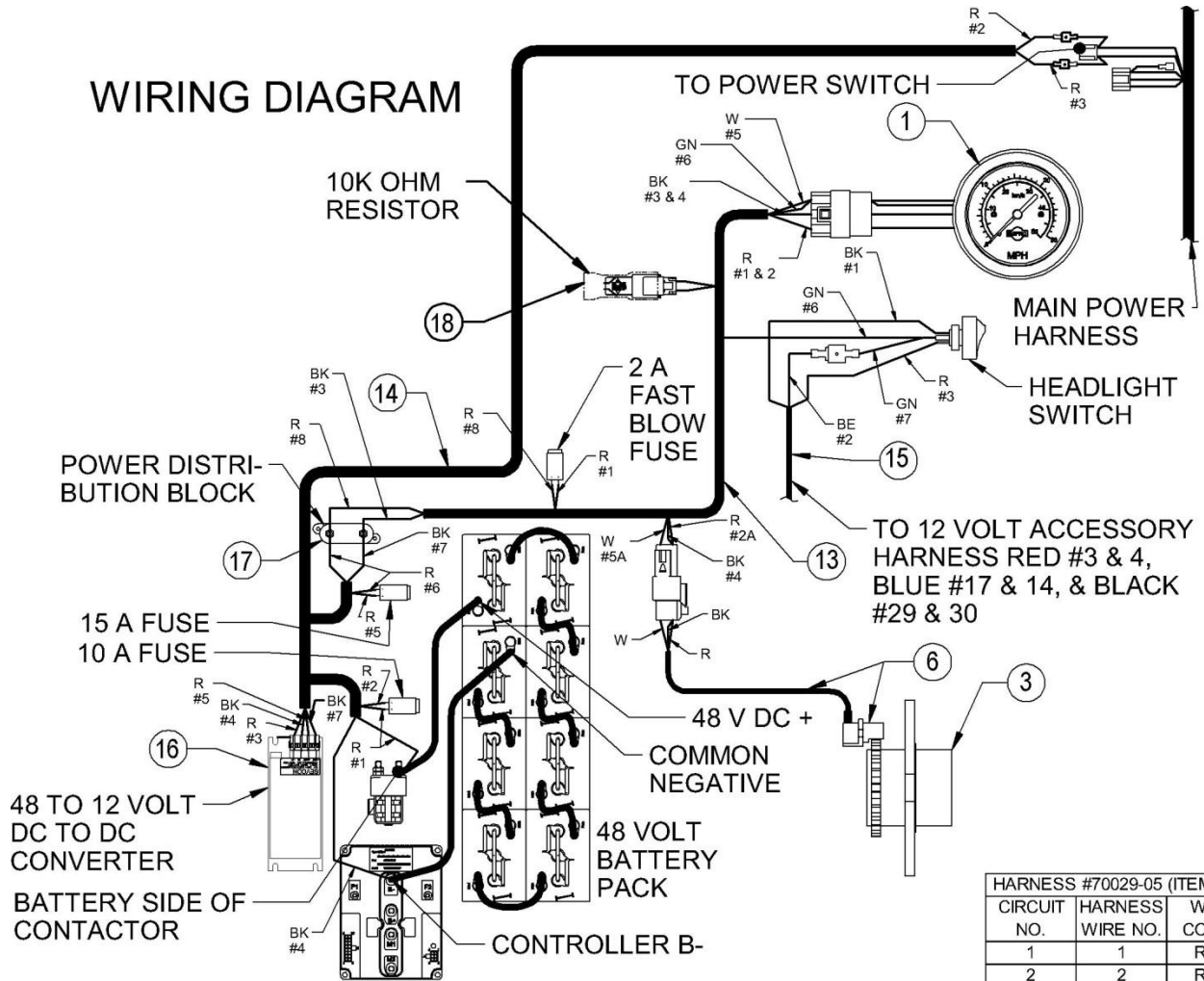


SPEEDOMETER – NEV



SPEEDOMETER NEV (Cont.)

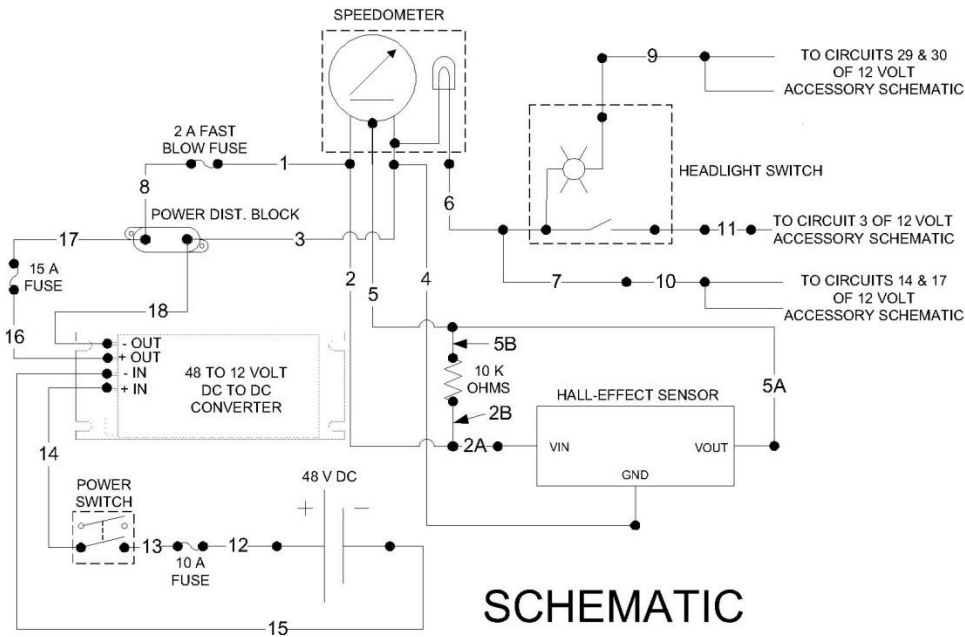
WIRING DIAGRAM



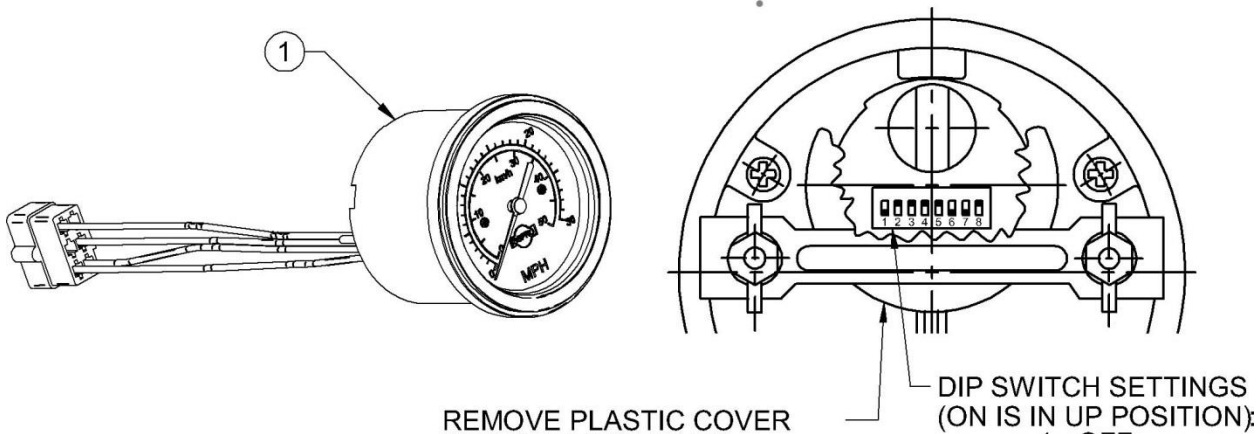
HARNESS #70029-05 (ITEM #20)		
CIRCUIT NO.	HARNESS WIRE NO.	WIRE COLOR
1	1	RED
2	2	RED
2A	2A	RED
2B	2B	RED
3	3	BLK
4	4	BLK
5	5	WHT
5A	5A	WHT
5B	5B	WHT
6	6	GRN
7	7	GRN
8	8	RED

HARNESS #68875-04 (ITEM #22)		
CIRCUIT NO.	HARNESS WIRE NO.	WIRE COLOR
9	1	BLK
10	2	BLU
11	3	RED

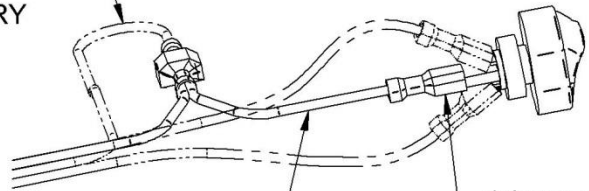
HARNESS #70030-06 (ITEM #21)		
CIRCUIT NO.	HARNESS WIRE NO.	WIRE COLOR
12	1	RED
13	2	RED
14	3	RED
15	4	BLK
16	5	RED
17	6	RED
18	7	BLK



SPEEDOMETER NEV (Cont.)



BLUE WIRE (FOR HEADLIGHTS) FROM ACCESSORY HARNESS



GREEN WIRE (FOR LIGHTING) FROM SPEEDOMETER HARNESS

CONNECT TO CENTER POST OF HEADLIGHT SWITCH

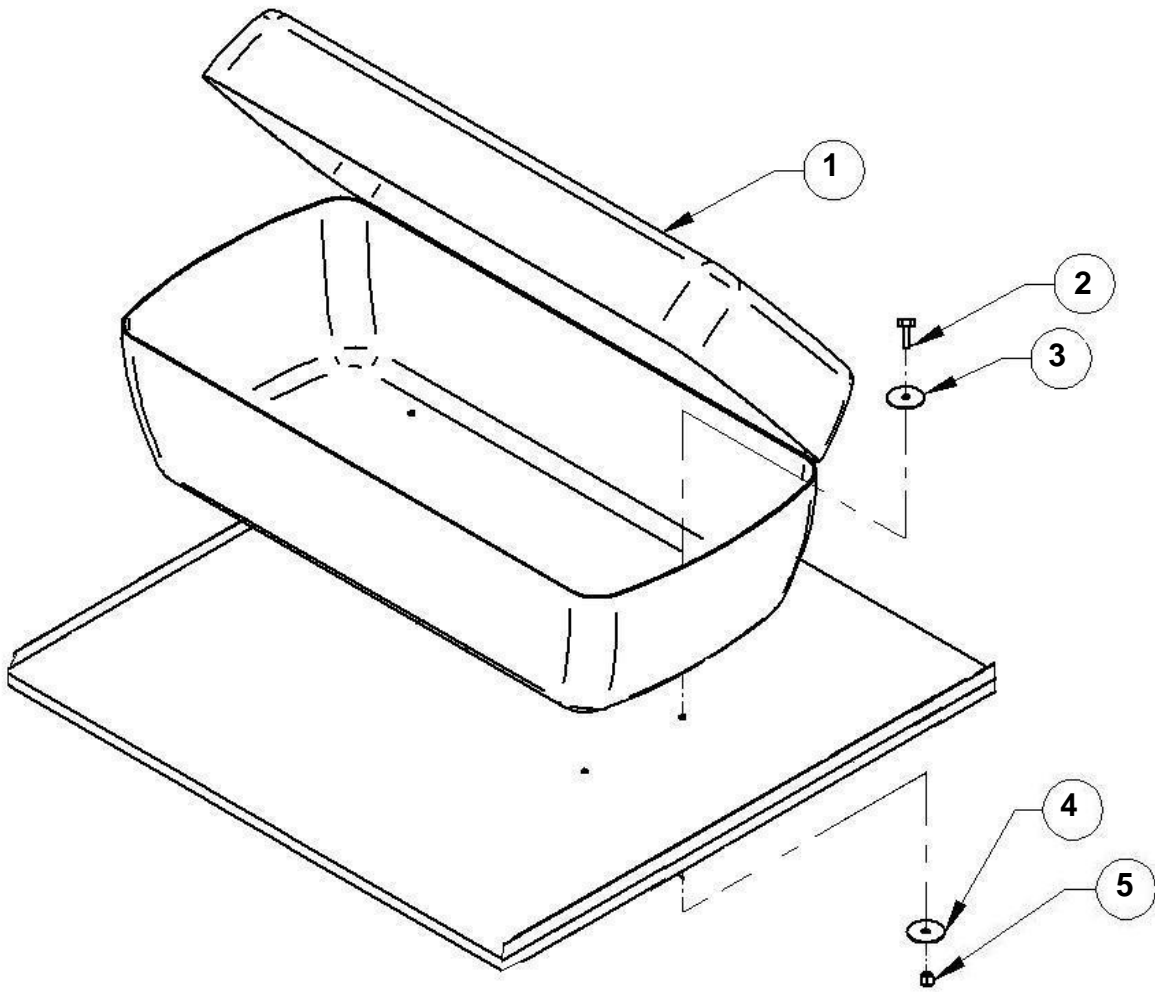
SPEEDOMETER - NEV

ITEM	CPC P/N	DESCRIPTION	QTY	SEATS P/N
1	96095-04	SPEEDOMETER, 0 -30 MPH -3 3/8"	1	719399
2	57153-04	SPINDLE, LH, STEERING ASSY., 2HYD (Includes Item 3 and 4)	1	467163
2A*	57148-04	SPINDLE, LH, STEERING ASSY, 4HYD (Includes Item 3 and 4)		467275
*	43938-86	BUSHING, .62 ID, SINTERED METAL (Included in Item 2 & 2A)	2	709005
*	67790-00	GREASE FITTING, 1/4-28, SELF-TAPPING (Included in Item 2 & 2A)	1	709110
3	See Page 2-3	HUB DISC ASSEMBLY	1	See Page 2-3
4	16220-04	BRACKET, SPEEDO SENSOR	1	510880
5	2595	SCREW, 10-24 X 1PHILLIPS PHM	3	719567
6	74888-04	SENSOR, SPEEDOMETER W/CABLE	1	719499
7	2665	SCREW, 10-24 X 5/8, PHILLIPS PHM	1	719584
8	7624	NUT, 10-24, NM MACH NYLOCK, GR A	1	719870
*	10043	CABLE TIE, BLACK .18 X 11 3/4, STD 50-LB	6	719504
9	67153-06	MOUNTING CUP	1	759804
10	46544-07	DASH LOOM	1	467525
11	11418-A	GROMMET 3/16	1	719523
12	9964	CLAMP, HOSE, #28	1	719793
13	70029-05	HARNESS, SPEEDOMETER	1	719490
14	70030-06	HARNESS, DC CONVERTER	1	759778
15	68875-04	HARNESS, SUMMIT DELUXE DASH EXT	1	467208
16	69642-05	DC/DC CONVERTER, 36/48-13.4V	1	719488
17	71854-06	POWER DISTRIBUTION BLOCK	1	759792
18	70590-07	RESISTOR, SERVICABLE, 10K OHM	1	759934
*	68870-02	HARNESS, 12 VOLT ACCESSORY	1	739951
19*	2551-W	SCREW, 1/4-20X1 HHC	6	719564
20*	2653-B	SCREW, 10-16X3.4, HWH	2	719583
21*	6703-B	WASHER, 1/4	8	719811
22*	6716	WASHER #10	2	719812
23*	7686	NUT, 1/4-20 NYLOCK	6	719879
*	69641-08	KIT, DC/DC CONVERTER (Includes Items 14, 16, 17, 19, & 23)	1	191400U

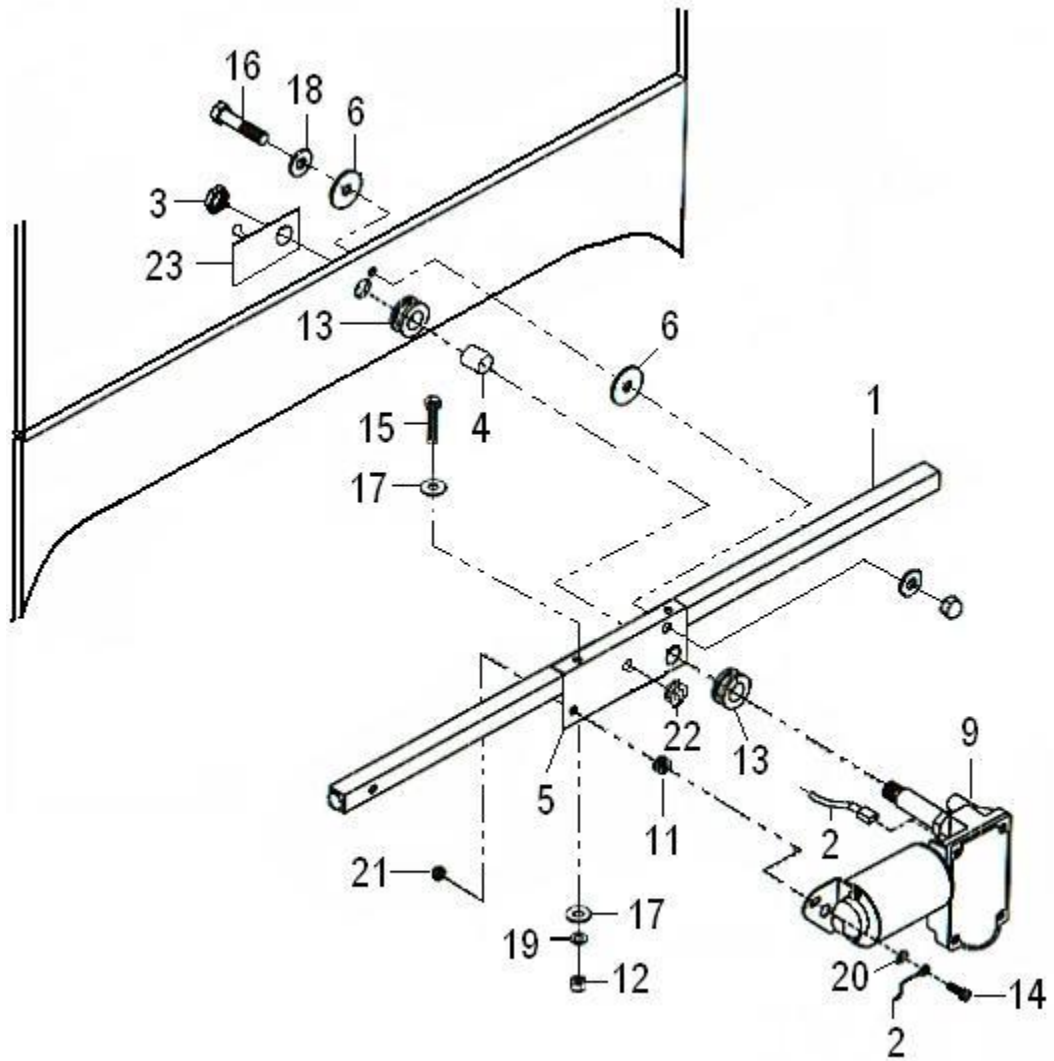
* ITEM NOT SHOWN

TRUNK – P4

ITEM	CPC P/N	DESCRIPTION	QTY	SEATS P/N
1	50632-03	TRUNK, LOCKABLE	1	719328
2	2871-W	SCREW 5/16-18X1 1/4 HHC	4	719592
3	6000-B	WASHER 5/16 USS/STD	4	719771
4	31067-63	WASHER, .334X1.64X.70	4	719597
5	7739	NUT 5/16-18 NYLOCK	4	719892



WINDSHIELD WIPER - P4

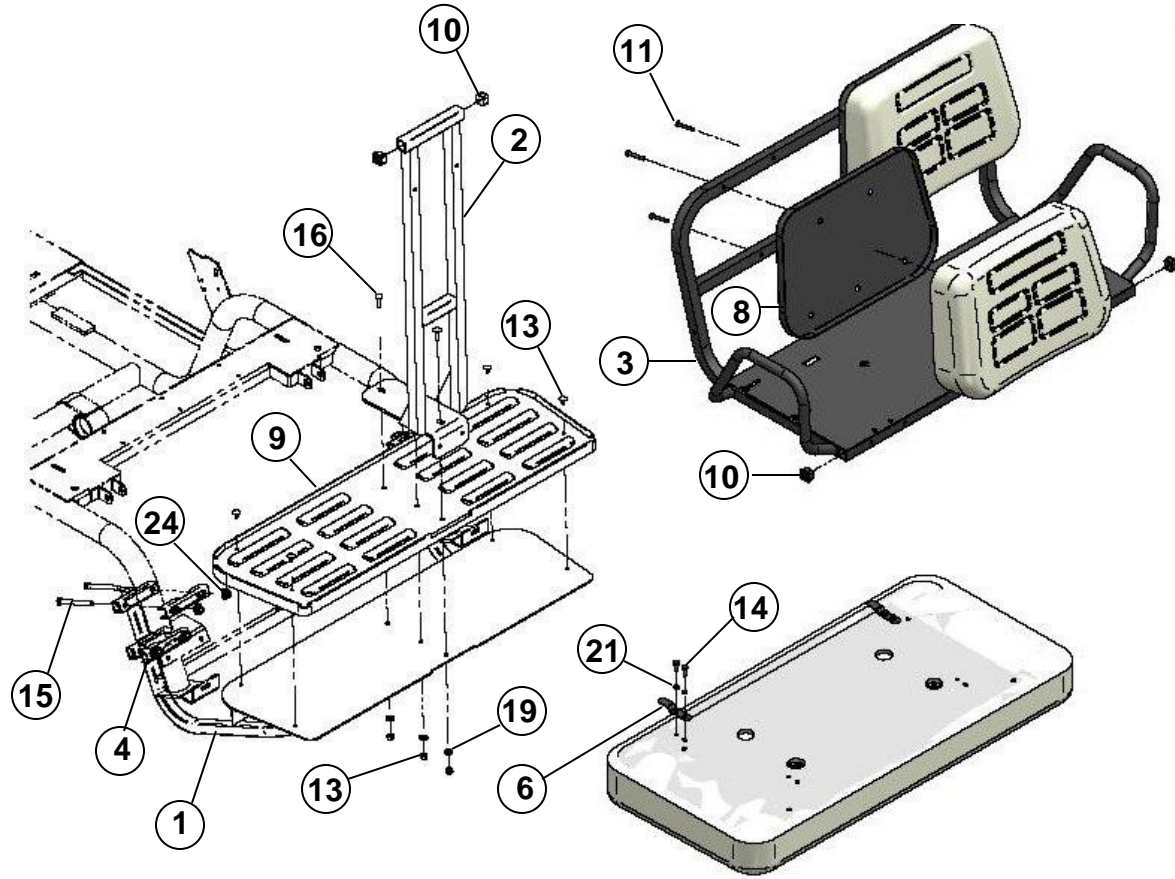


WINDSHIELD WIPER – P4 Cont.

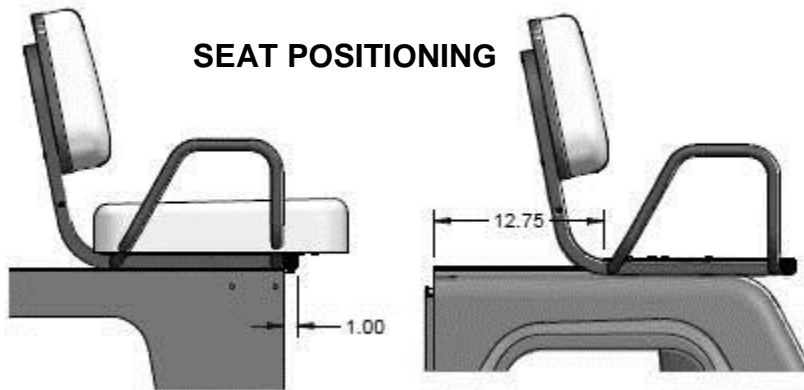
ITEM	CPC P/N	DESCRIPTION	QTY	SEATS P/N
1	57974-02	WIPER BAR	1	307119
2	84118-96	MOTOR WIPER WIRING HARNESS	1	464578
3	7735-B	CROWN NUT, 3/8-16 (SUPPLIED WITH ITEM 9)	1	719891
4	5712	WIPER SPACER	1	508993
5	84117-92A	MOTOR MOUNTING BRACKET	1	510271
6	89470-74	WASHER, NEOPRENE	2	709003
7*	84168-01	WIPER ARM	1	709268
8*	84169-01	18" WIPER BLADE	1	709269
9	84111-92	WIPER MOTOR	1	709592
10*	10043	CABLE TIES 11 3/4"	9	719504
11	11409	RUBBER GROMMET	1	719520
12	7748-B	NUT, HEX, BLK	2	719896
13	11446	RUBBER GROMMET	2	719529
14	2665	SCREW, 10-24X5/8" PH	1	719584
15	2818	SCREW, 5/16-18X1 1/2"	4	719589
16	3775	SCREW, 3/8-16X2" HC	1	719634
17	6000-B	WASHER, FLAT 5/16"	6	719771
18	6416	WASHER, FLAT 3/8"	2	719796
19	7041-B	LOCK WASHER 5/16"	4	719838
20	7220	LOCK WASHER, ITEM # 10 EXTERNAL TOOTH	1	719851
21	7624	NYLOCK NUT 10-24	1	719870
22	11416	3/8X7/8 GROMMET	1	719522
23	N/A	BRACKET (SUPPLIED WITH ITEM 7)	1	N/A
N/A	84167-01	KIT, WINDSHIELD WIPER	1	190809U

* NOT SHOWN

P4, NEV-TN REAR FACING SEAT & FOOTREST



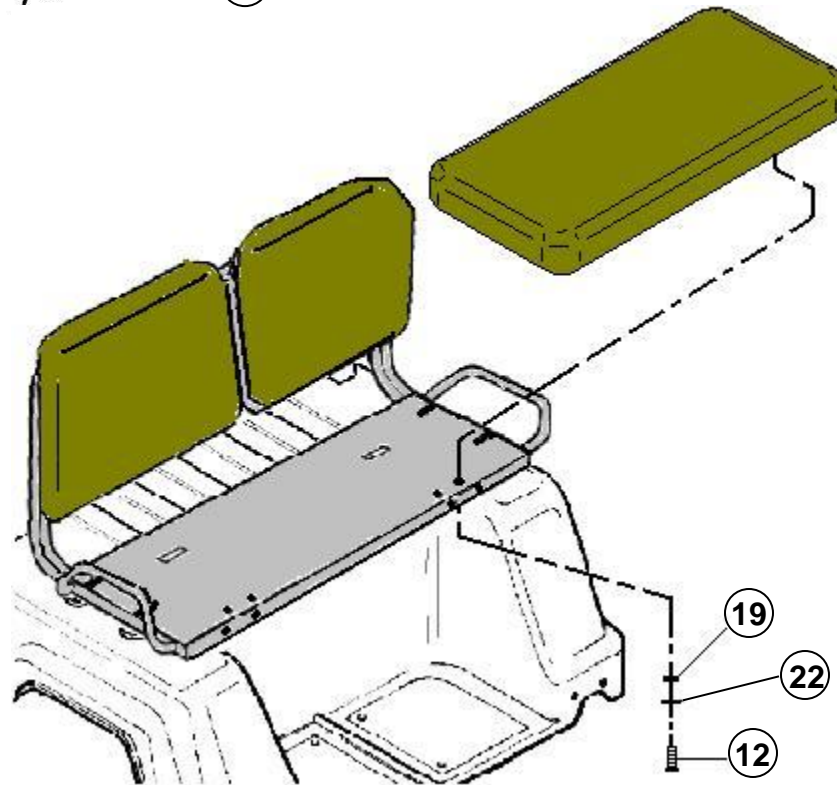
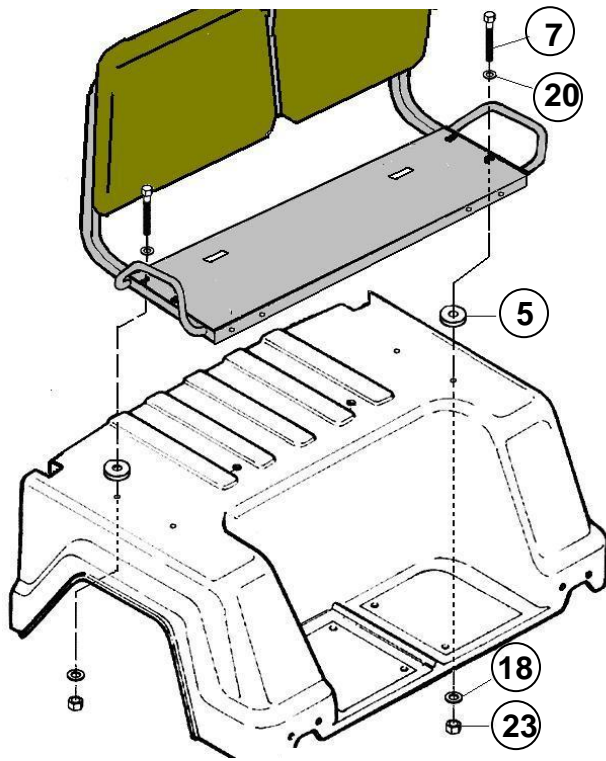
SEAT POSITIONING



NEV2-TN

P4

P4, NEV-TN REAR FACING SEAT & FOOTREST (Cont.)



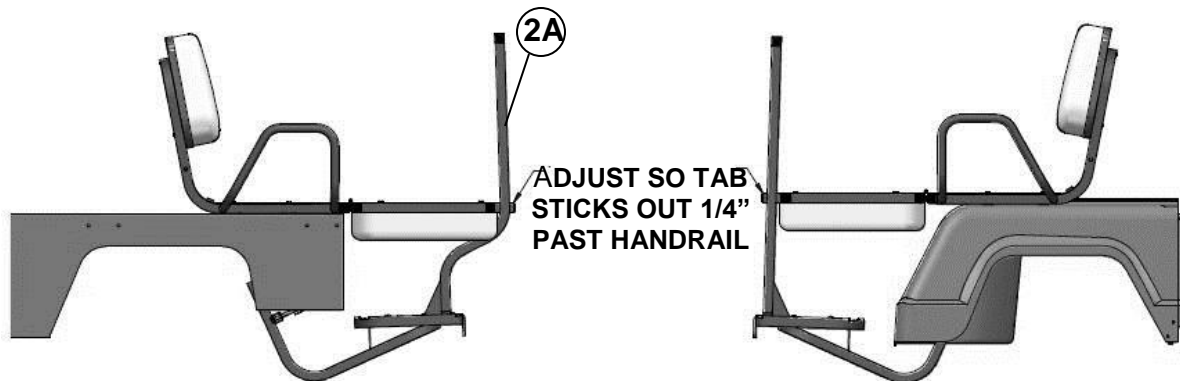
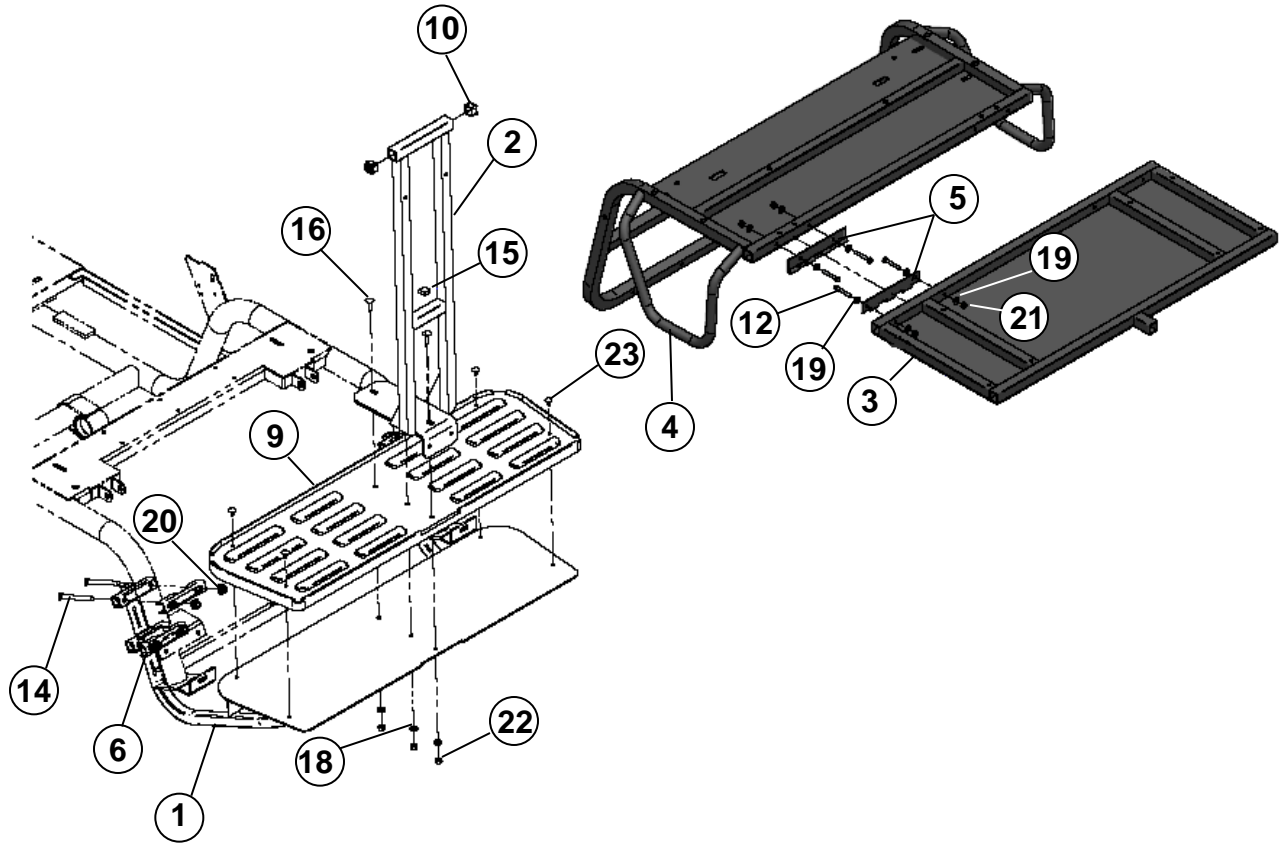
P4, NEV2-TN REAR FACING SEAT & FOOTREST (Cont.)

ITEM	CPC P/N	DESCRIPTION	QTY	SEATS P/N
1	91534-91a	FOOTREST	1	302680
2	52640-96	HANDRAIL	1	308292EP
3	51505-07	CARGO SEAT	1	308294EP
4	47105-91	CLAMP	4	510186
5	89470-74	WASHER, .34X1.25X.09 NEOPRENE	4	709003
6	51509-07	TAB	2	511664
7	3860-B	SCREW, 1.4-20X2 1/2 HHC	4	719637
8	52948-96	COVER, SEAT BACK	2	709025
9	52970-96	COVER, FOOTREST	1	709584
10	11433	CAPLUG	4	719526
11	2001-BS	SCREW, 1/4-20X2 PCH	6	719541
12	2667	SCREW, 5/16-18X2 HHC	2	719585
13	8200	FASTENER	4	719926
14	3787-B	SCREW, 1/4-20X3/4 HHC	4	719636
15	4721	SCREW, 3/8-16X4 HHC	8	719697
16	5400-BS	SCREW, 5/16-18X1 CARR	3	719744
17	7739	NUT, 5/16-18 NYLOCK	7	719892
18	6257-W	WASHER, .28X1.375X.05	4	719787
19	6702-B	WASHER, 5/16 BLK	9	719810
20	6703-B	WASHER 1/4 BLK	2	719811
21	7036-B	WASHER, LOCK 1/4	4	719834
22	7041-B	WASHER, 5/16 SPRING LOCK	2	719838
23	7686	NUT, 1/4-20 NYLOCK	4	719879
24	7512	NUT 3/8-16 SERRATED	8	719860
N/A	91529-91B	KIT, REAR FACING SEAT & FOOTREST	1	191054U

NOTE:

1. Cushions shown for reference only.
2. Vehicle must have inner rear springs installed (CPC P/N 54570-93).

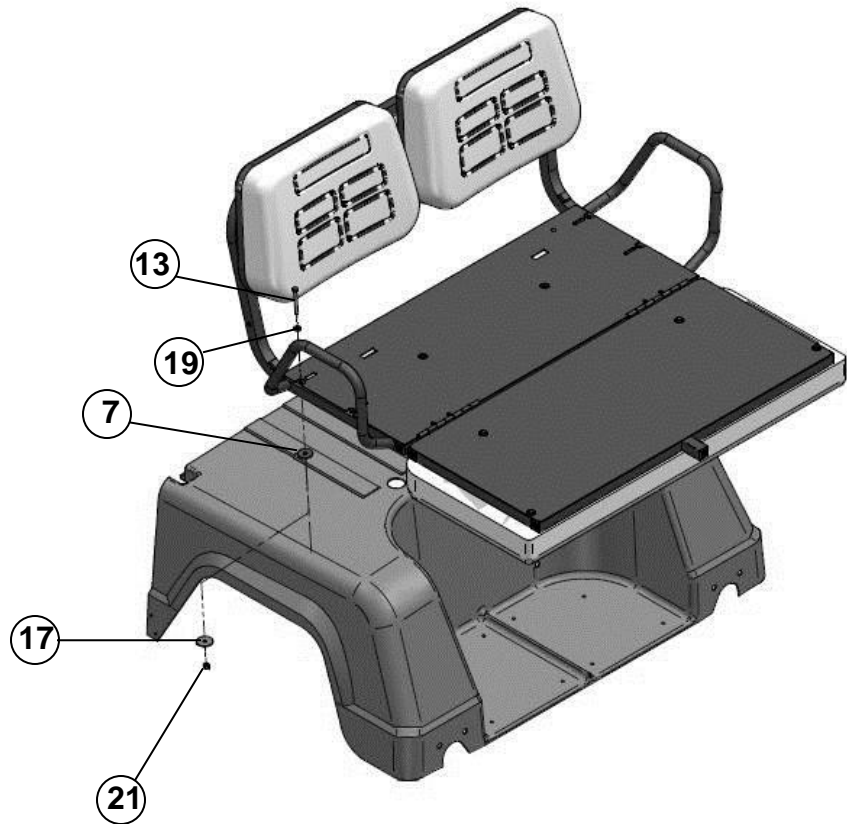
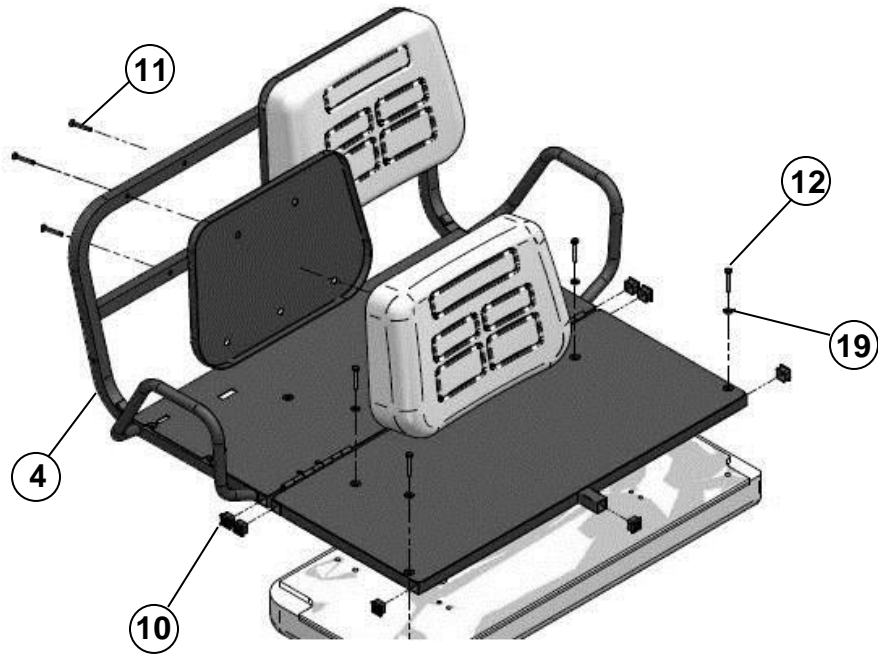
P4, NEV2-TN CARGO REAR FACING SEAT



NEV2-TN

P4

P4, NEV2-TN CARGO REAR FACING SEAT (Cont.)



P4, S10, NEV2-TN CARGO REAR FACING SEAT (Cont.)

ITEM	CPC P/N	DESCRIPTION	QTY	SEATS P/N
1	91534-91a	FOOTREST	1	302680
2	52640-96	HANDRAIL, REAR P4	1	308292EP
2A	84927-07	HANDRAIL, S10	1	308291EP
3	52927-07	FOLDING DECK	1	308293EP
4	51505-07	CARGO SEAT FRAME	1	308294EP
5	52918-07	CARGO SEAT HINGE	2	308737PL
6	47105-91	CLAMP	4	510186
7	89470-74	WASHER, .34X1.25X.09 NEOPRENE	4	709003
8	52948-96	COVER, SEAT BACK	2	709025
9	52970-96	COVER, FOOTREST	1	709584
10	11433	CAPLUG	9	719526
11	2001-BS	SCREW, 1/4-20X2 PCH	6	719541
12	3454-BS	SCREW, 1/4-20X1 3/4 HHC	12	719623
13	3860-B	SCREW, 1/4-20X2 1/2 HHC	4	719637
14	4721	SCREW, 3/8-16X4 HHC	8	719697
15	52330-86	BUMPER, BLACK	3-5	719738
16	5400-BS	SCREW, 5/16-18X1 CARR	3	719744
17	6257-W	WASHER, .28X1.375X.05	4	719787
18	6702-B	WASHER, 5/16 BLK	7	719810
19	6703-B	WASHER 1/4 BLK	22	719811
20	7512	NUT 3/8-16 SERRATED	8	719860
21	7686	NUT, 1/4-20 NYLOCK	12	719879
22	7739	NUT, 5/16-18 NYLOCK	7	719892
23	8200	FASTENER	4	719926
N/A	52958-07	KIT, P4/SM2 CARGO REAR FACING SEAT	1	191405U

NOTE:

1. Cushions shown for reference only.
2. Vehicle must have inner rear springs installed (CPC P/N 54570-93).

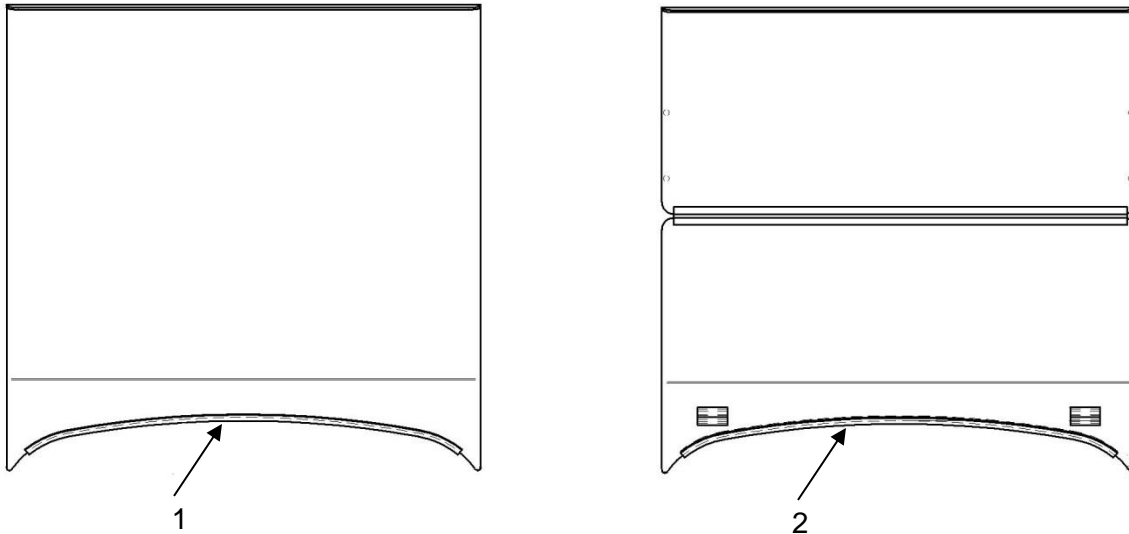
REAR FACING SEAT CUSHIONS – P4, NEV2

ITEM	CPC P/N	DESCRIPTION	QTY	SEATS P/N
1	52004-96	CUSHION, BOTTOM, BENCH	1	304212%
2	52001-96	CUSHION, BACK, BENCH	2	304216%
3	52025-03	CUSHION, BACK, BOLSTERED	2	308443%
4	52026-03	CUSHION, BOTTOM, BOLSTERED	1	308445%
5	52027-04	CUSHION, BACK W/ELITE LOGO	2	308444%
6	52018-04	CUSHION, BACK, DELUXE	2	307597%
7	52019-04	CUSHION, BOTTOM, DELUXE	1	307598%
8	52001-96	CUSHION, BACK, CARGO	2	304216%
9	52007-91	CUSHION, CARGO BOTTOM FOLDING	1	143993%

NOTE: Include VIN to insure correct color

For two color bolstered cushions, the first color listed is on the outside. The second color listed is on the inside

WINDSHIELDS – P4



ITEM	CPC P/N	DESCRIPTION	QTY	SEATS P/N
1	58019-12	WINDSHIELD, ACRYLIC, 40"(for LSV) (See Note 2)	1	760814
1A	58018-98	WINDSHIELD, ACRYLIC 40" (for PTV) (See Note 2)	1	709422
2	58030-12	WINDSHIELD, FOLDING ACRYLIC (For LSV) (See Note 2)	1	760813
2A	58031-12	WINDSHIELD, FOLDING, ACRYLIC, TINTED 40" (For LSV) (See Note 2)	1	760815
2B	58028-98	WINDSHIELD, ACRYLIC, FOLDING, TINTED 40" (For PTV) (See Note 2)	1	709359
3*	58033-12	WINDSHIELD, HARDCOAT (Drilled for wiper) (See Note 2)	1	467881
4*	42530-98	BRACKET	1	510343
5*	52330-86	BUMPER (See Note 1)	5	719738
6*	8675	RIVET	1	719944
N/A	58038-98	KIT, WINDSHIELD, ACRYLIC 40" (Includes Items 1, 4, 5, & 6 - For LSV) (See Note 2)	1	190794U
N/A	58020-98	KIT, WINDSHIELD, ACRYLIC 40"(Includes Items 1A, 4, 5, & 6.- For LSV) (See Note 2)	1	190793U
N/A	58051-98	KIT, WINDSHIELD, FOLDING ACRYLIC (Includes Items 2, 4, 5, & 6 – For LSV) (See Note 2)	1	191022U
N/A	58052-98	KIT, WINDSHIELD, FOLDING, TINTED (See Note 2) (Includes Items 2B, 4, 5, & 6 – For PTV) (See Note 2)	1	191080U
N/A	58010-10	KIT, WINDSHIELD (Drilled for wiper, includes Items 3, 4, 5, & 6) (See Note 2)	1	190795U

* NOT SHOWN

NOTE:

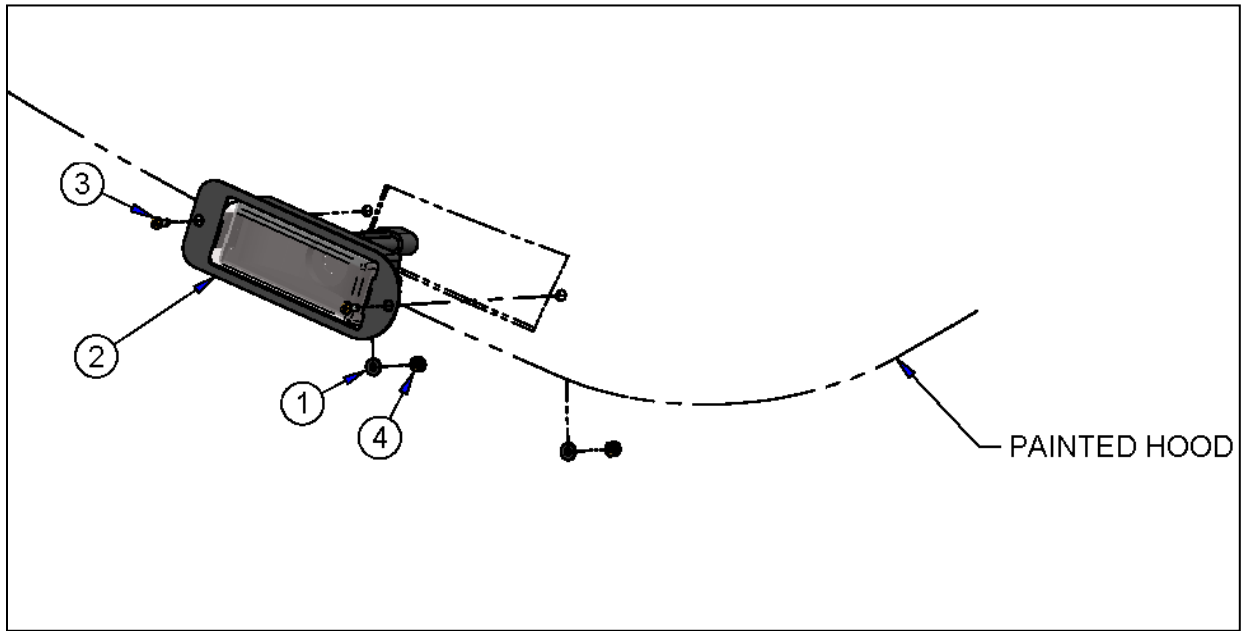
1. Item 5 used only with vehicles with horizontal cross bars. Placed between windshield and cross bars to reduce excessive noise.
2. Items cannot ship UPS. Must ship via freight or local pickup.

ENCLOSURES – P4

ITEM	CPC P/N	DESCRIPTION	QTY	SEATS P/N
1	11627-98	KIT ENCLOSURE GOLF RAINDRAIN	1	709994
2	11617-09	KIT ENCLOSURE GOLF 80" SUNTOP	1	760558



HEADLIGHT KIT – P4



ITEM	CPC P/N	DESCRIPTION	QTY	SEATS P/N
1	6912-B	WASHER, #8 TYPE A PLAIN	4	719817
2	68900-10	HEADLIGHT ASSEMBLY, GLASS (Pair)	1	467666
*	68861-09	HEADLIGHT COVER W/TABS (Included w/Item 2)	2	513086
*	9941	PLUG ASSEMBLY (Included w/Item 2)	2	709925
*	6703-B	WASHER, 1/4 SAE (Included w/Item 2)	4	719811
*	N/A	HEADLIGHT (Pair) (Included w/Item 2)	1	760573
*	931	SCREW, M6-1.0X8MM, DIN 798 (Included w/Item 2)	4	781712
3	2612-B	SCREW, 8-32X1/2 PHILLIPS, PHM	4	719571
4	7609-W	NUT 8-32 NYLOCK	4	719868
5	68842-06	KIT, HEADLIGHT – SERVICEABLE (Includes above items)	1	191304U

* NOT SHOWN

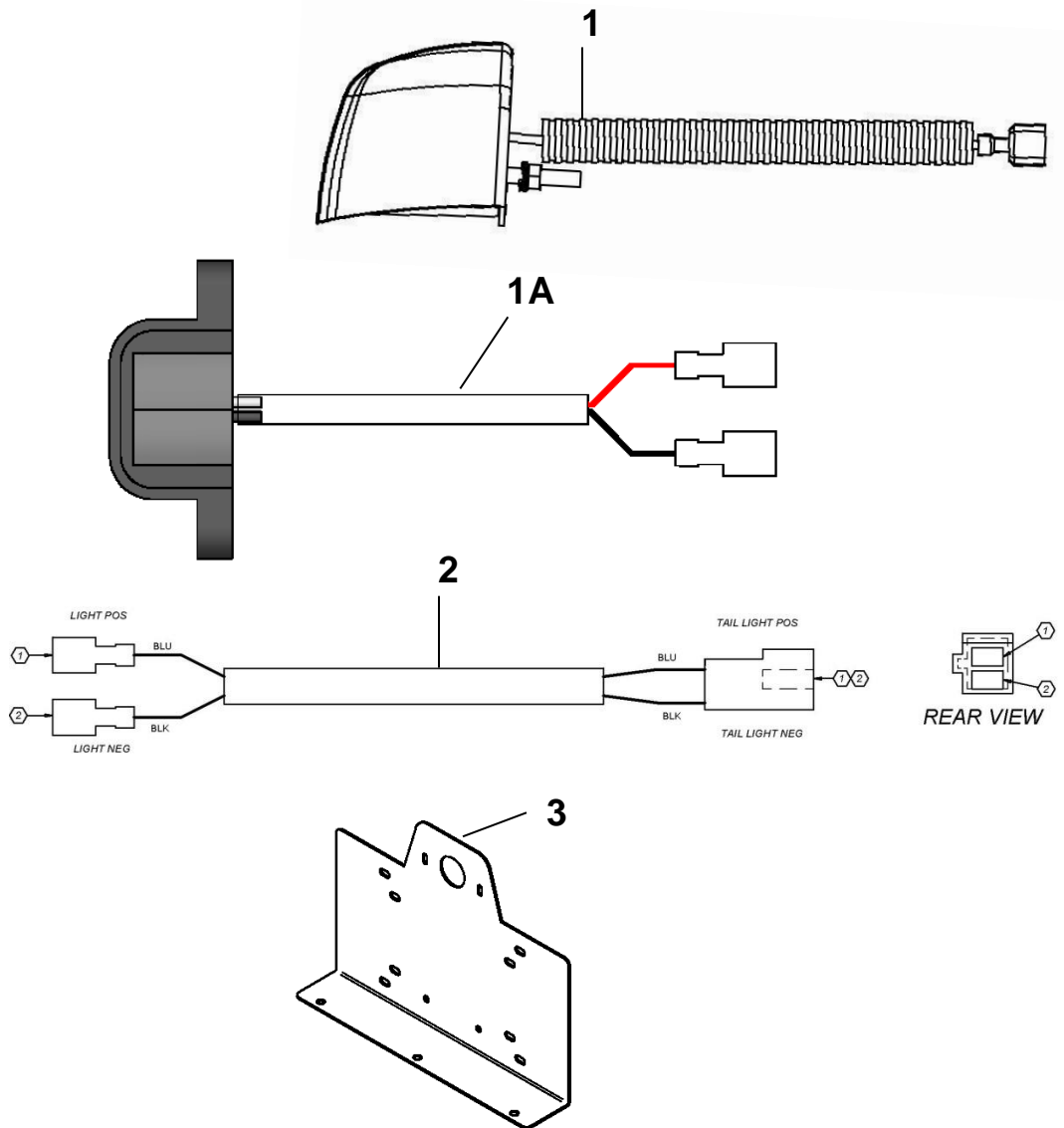
LICENSE PLATE LIGHT & REFLECTORS – P4

ITEM	CPC P/N	DESCRIPTION	QTY	SEATS P/N
1	68027-04	LICENSE LIGHT (See Note 1)	1	719326
1A	69008-13	LICENSE LIGHT (See Note 2)	1	467887
2	69007-02	LICENSE LIGHT WIRE HARNESS	1	709823
*	68572-03	FRONT AMBER REFLECTOR 2 3/4X1 3/4	2	719336
*	68573-03	REAR RED REFLECTOR 4 5/16X13/16	4	719337
3	68026-04	LICENSE PLATE BRACKET	1	509726EP

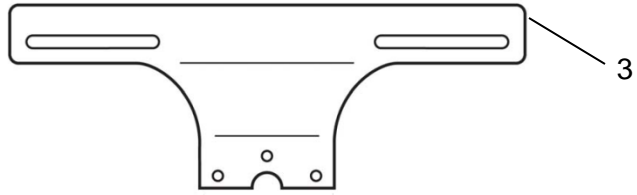
* NOT SHOWN

NOTE:

1. If replacing this light order Kit 68027-04A, License Plate Light Retrofit
2. Vehicles produced after 8/2012 use this light.



FRONT LICENSE BRACKET – P4

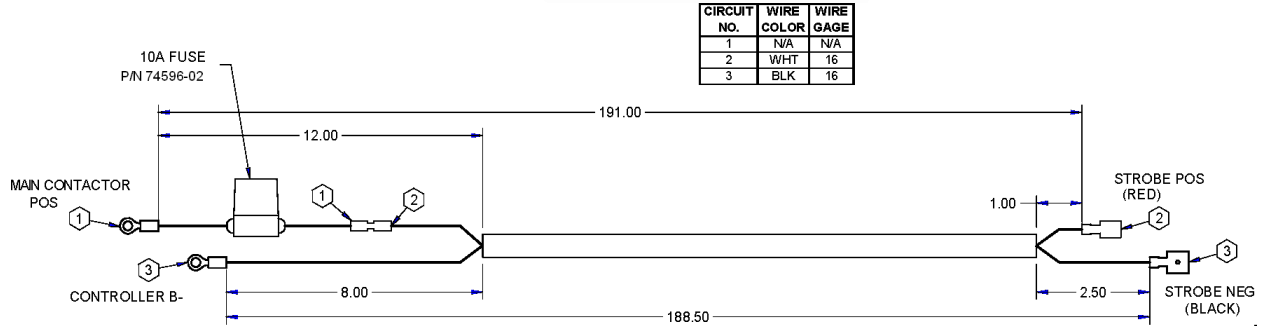



ITEM	CPC P/N	DESCRIPTION	QTY	SEATS P/N
1*	2653-8	SCREW, 10-16X3/4, HWH, TEK	2	719583
2*	8698	RIVET, CHERRY, #BAPK69BX	2	719948
3	**	MOUNTING BRACKET	1	759919
4	68029-08	KIT, FRONT LICENSE BRACKET (Includes Items 1 – 3)	1	191536U

* NOT SHOWN

** SPECIAL ORDER

AMBER STROBE LIGHT SUNTOP – P4



ITEM	CPC P/N	DESCRIPTION	QTY	SEATS P/N
1	68029-06	STROBE LIGHT ASSY	1	467408
2*	10043	CABLE TIE	4	719504
3*	10008	CABLE TIE 5 3/4"	2	719501
4*	10020	CABLE TIE MOUNTING BRACKET	2	719503
5	**	HARNESS, LIGHT CAB	1	467409
6*	2339	SCREW, #10-24X3/4, HH	3	719551
7*	7624	NUT, 1/4-20 NYLOCK	3	719870
8*	6716	WASHER #10	3	719812
9*	68831-97	KIT, STROBE LIGHT AMBER SUNTOP (Includes above Items)	1	190937U

* NOT SHOWN

** SPECIAL ORDER



Columbia ParCar Corp.

1115 Commercial Avenue • Reedsburg, WI 53959
Phone: (608) 524-8888 • Fax: (608) 524-8380
(800) 222-4653 • Web: www.parcars.com