



2015 PARTS MANUAL

P5



PREFACE

Welcome, and congratulations on your choice of vehicle from Columbia ParCar Corp.! Your vehicle has been designed and manufactured to conform to applicable sections of ANSI B56.8. Your safe use and operation of your vehicle is important to us. Any alteration of your Columbia vehicle that results in the vehicle being in noncompliance with applicable ANSI standards is strictly prohibited. Columbia ParCar Corp. is not responsible or liable for any damage that results from any such alteration, and all warranties for any such altered vehicles are null and void.

Personal Transport Vehicles (PTV) are not designed for over-the-road use. They do not conform to Federal Motor Vehicle Safety Standards or EPA regulations, and are not equipped for operation on public streets, roads, or highways.

Low Speed Vehicles (LSV) commonly referred to as NEV or Neighborhood Electric Vehicles meet the requirements of the National Highway Traffic & Safety Administration (NHTSA) as stated in the Code of Federal Regulations, Title 49, Part 571, Standard 500, Low Speed Vehicles.

To the best knowledge of Columbia ParCar Corp., the material contained herein is accurate as of the date this publication was approved for printing. Columbia ParCar Corp. is not liable for errors in this manual or for incidental or consequential damages that result from the use of the material in this manual. Columbia ParCar Corp. reserves the right to change specifications, equipment or designs at any time without notice and without incurring obligation.

This manual contains proprietary information that is protected by copyright. All rights are reserved. No part of this manual may be photocopied, reproduced, or translated to another language without the written consent of Columbia ParCar Corp. Columbia ParCar Corp. products are manufactured under one or more of the following U.S. Patents - 2986162, 2987934, 3116089, 3144631, 3144860, 3229792, 3434887, 3559773, 3673359, 3680403, 3683716, 3709317, 4648473, Des. 225626.



A member of the Nordic Group of Companies
1115 Commercial Avenue, Reedsburg, WI 53959
Phone - 608.524.8888 - www.parcars.com

INDEX

SECTION 1 Accelerator & Brake Assemblies

Mechanical Brake Group	1-1
Mechanical Brake/Accelerator Assemblies	1-2
Brake Pedal Assembly (Mech. Brakes)	1-5
Accelerator Pedal Assembly (Mech. Brakes)	1-7
Mechanical Brake/Accelerator Cover.....	1-8
2 Wheel Rear Hydraulic Brakes.....	1-9
4 Wheel Rear Hydraulic Brakes.....	1-11
Hydraulic Brake Pedal Assemblies	1-14
Parking Brake Pedal Assemblies.....	1-17

SECTION 2 Steering and Front Suspension

Front Suspension, Hubs No Brakes.....	2-1
Hub Assembly	2-2
Front Suspension, No Brakes	2-3
Front Suspension Front Suspension.....	2-5
Hub Assembly W/Speed Sensor.....	2-6
Front Suspension Assembly W/Speed Sensor	2-7
Front Suspension 2" Lift W/Brake	2-9
Hub Assembly Offset Disc 5H.....	2-10
Front Suspension 2" Lift Assembly	2-11
Front Suspension 2" Lift No Brakes 5H	2-13
Hub/Disc W/Bearings & Seal 5.63 OD 5H	2-14
Steering Rack.....	2-15
Lower A-Arm Assembly.....	2-16
Upper A-Arm Assembly.....	2-16
Steering Wheel.....	2-17
Non-Lockable Steering Column	2-18
Short Steering Column.....	2-18
Lockable Steering Column.....	2-19
Lockable Steering Shaft Assembly	2-19
Lock Steering Keyswitch Assembly	2-20
Front Suspension w/Offset Brakes	2-21
Front Suspension Assembly w/Offset Brakes.....	2-22
Front Suspension w/Brakes	2-24
Hub/Disc w/Bearings & Seal 5 Hole.....	2-25
Front Suspension Assembly w/Brakes	2-26

SECTION 3 Rear Suspension, Axle and Motor

Rear Suspension Group AC/DC Mechanical Brakes.....	3-1
Axle Assembly 10.37 Mech. Std. DC	3-2
Axle Assembly 10.37 Mech. HD. DC	3-3
Axle Assembly 10.37 Mech. 8KW AC.....	3-4
Axle Assembly 16.77 Mech. 5KW AC.....	3-5
Axle Assembly 10.37 Mech 5KW AC.....	3-6
Motor, Sep Ex, Heavy Duty, W/Tach	3-7
Motor Sep Ex Std Duty.....	3-8
NKL Axle Assembly.....	3-9
Mechanical Brakes.....	3-12

SECTION 4 Body, Seating and Console

Steel Chassis	4-1
Aluminum Chassis	4-4
Standard Display Panel	4-7
Deluxe Dash Panel	4-8
Multi-Display Dash Panel W/Speedometer	4-9
Display Panel AC Drive	4-10
48V Horn	4-11
Group 1110 Bucket Seats	4-12
Deluxe Bucket Seats	4-13
3-PT Bucket Seat Belts Suntop	4-14
2-PT Bucket Seat Belts W/O Suntop	4-15
2-PT Seat Belts W/Suntop	4-17
Wheels	4-18
Body, Headlights	4-19
Front Module Assembly W/Lights	4-23
Body, No lights	4-24
Front Module With Out Lights	4-28
Rear Module Assembly	4-29
Tail Lamp Bezel Assembly	4-30
License Plate Light & Bracket	4-31
Reflectors & Decals	4-32
Arm Rest Installation	4-33
Body Assembly Information	4-34
Steering Column Cover	4-35
Split Bench Frame	4-36
Front Lower Fascia	4-37
Front Lower Fascia W/Bumper Slot	4-37
Body, P5-H	4-38
Dual Lights & Horn P5-H	4-42

SECTION 5 Electrical System

DC 48V Power Harness	5-1
AC 48V Power Harness	5-4
12V Accessory Harness	5-6
Harness, AC Display Adapter	5-10
Harness, DC Speedometer Adapter	5-11
Battery	5-12
48 Volt Charger, Cord & Remote LED	5-13
Sevcon DC Power System	5-14
DC Controller Assembly	5-15
450A AC Power System	5-17
450A AC Control Box Assembly	5-18
275A AC Power System	5-20
275A AC Control Box Assembly	5-21
12V Accessory Panel	5-23
Flasher Module Assembly 12 – 48V	5-24
Four 12V Battery Hardware	5-25
High Output Charger	5-26
High Output Charger Brackets	5-26
Pro Charger 15A and 18A	5-27

SECTION 6 Accessories

Bag Rack 6-1
 Bag Rack with Sweater Basket(s)..... 6-2
 Battery Watering System 6-3
 Mirrors 6-4
 Windshields 6-5
 Head, Tail, Turn & Brake Light Assemblies 6-6
 Floor Mat 6-7
 Lights..... 6-8
 Suntop 2 Passenger..... 6-9
 Suntop 2 Passenger W/Rear Facing Seat 6-10
 Suntop 4 Passenger..... 6-11
 Suntop Brackets..... 6-12
 Rear Facing Seat 6-13
 Footrest 6-14
 Footrest Assembly 6-15
 Rear Facing Seat Assembly 6-16
 Rear Facing Seat Belts 6-17
 Rear License Plate Light & Bracket 6-18
 License Plate Light, Rear Facing Seat..... 6-18
 Front License Plate Bracket..... 6-19
 Handle, Grab, Comfort Grip 6-19
 Shock and Bumper Stop 6-20
 Operator Ventilation P5-S 6-21
 Operator Ventilation P5-L..... 6-22
 Windshield Washer 6-23
 Front Utility Bumper 6-24
 Rear Duro Bumper 6-25
 Glove Box Assembly 6-26
 Flip-up Rear Facing Seat 6-27
 Bag Rack, Flip-up RFS 6-28
 Heater/Blower 6-30
 Hood Locking Latch 6-31
 12V Power Outlet 6-32
 Slide & Roll Up Enclosures 6-33
 Fender Flare Kit 6-33

Note:

Starting in February of 2015, Columbia started implementing the use of textured black paint instead of satin black on certain accessories. When ordering black coated parts it may be necessary to state if they have the satin finish or the textured finish.

CHANGE HISTORY – P5		
DATE	DESCRIPTION	BY
12/17/14	Issued	TS
2/3/15	Added CPC brake cable P/N	TS
3/3/15	Added note about the black finish changing	TS
4/2/15	Deleted small hubs, changed glove box finish and hood lanyard,	TS
4/17/15	Changes to steering columns, seatbelts, suntops, RFS, shock & bumper	TS
4/23/15	Added front suspension/offset brakes	TS
4/30/15	Added front suspension/brakes, Pro Charger & changed brake pads	TS
5/5/15	Changes to wheel, tire.	TS
5/18/15	Added CPC RFS part numbers	TS



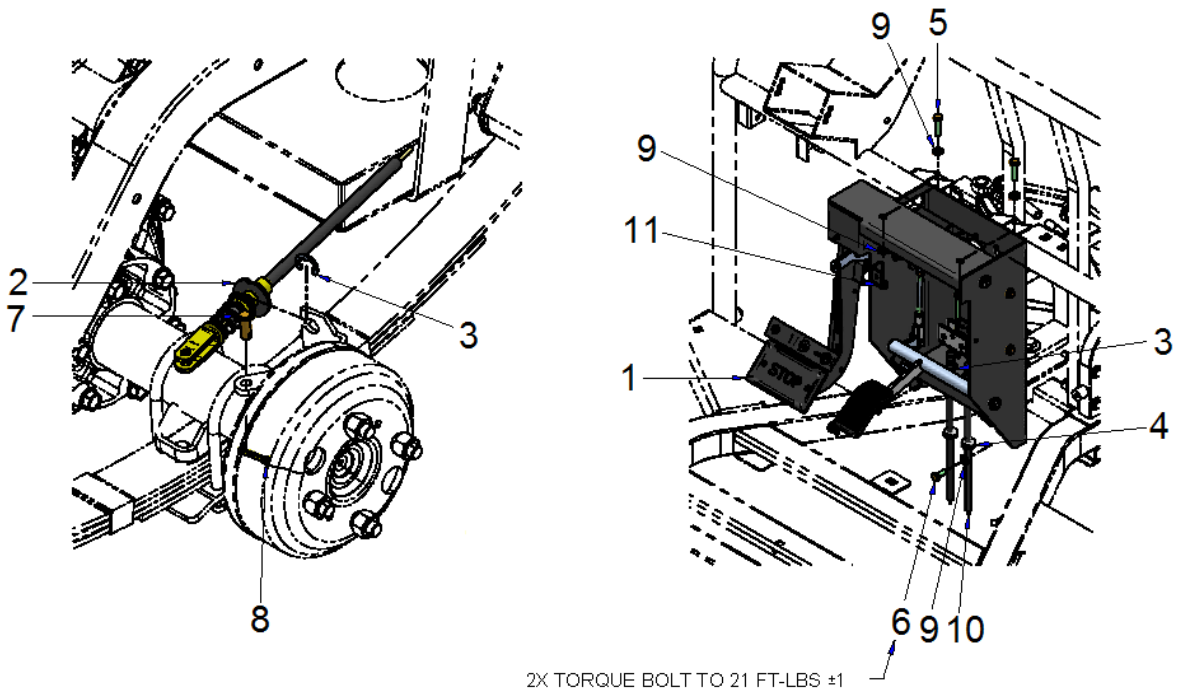
P5

PARTS MANUAL

Section 1

Accelerator & Brake Assemblies

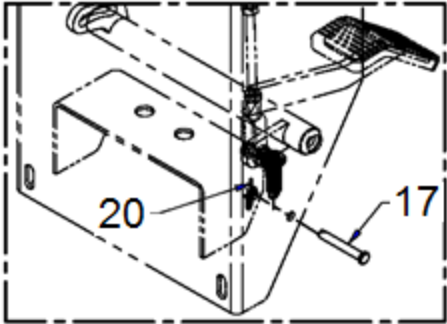
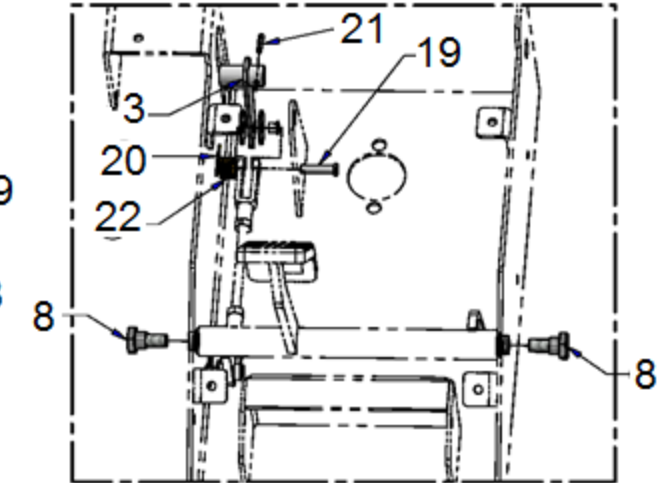
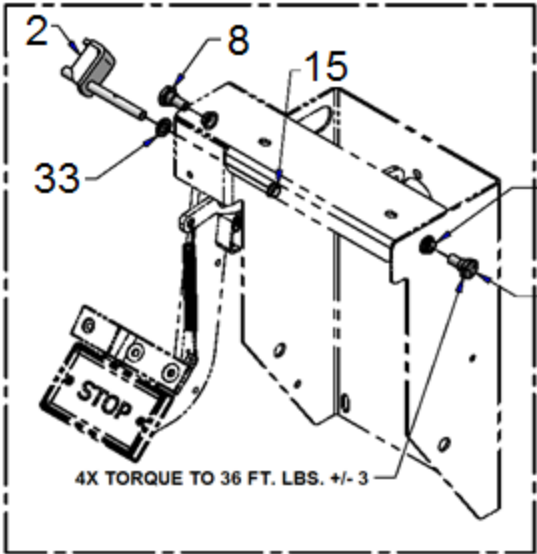
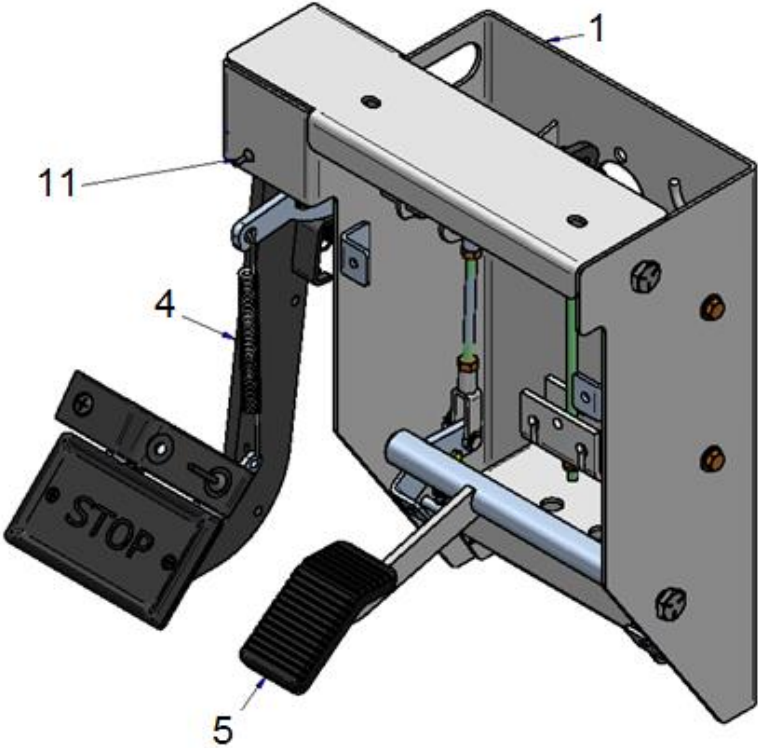
MECHANICAL BRAKE GROUP – P5



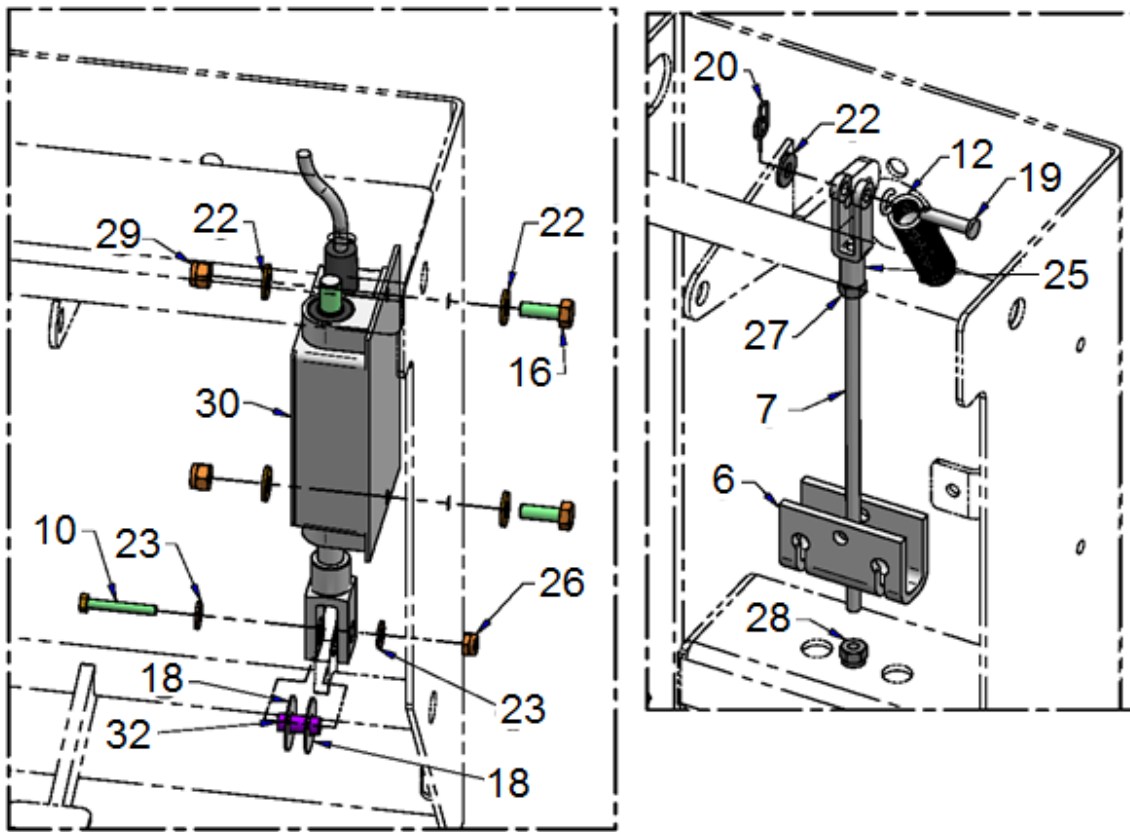
ITEM	CPC P/N	DESCRIPTION	QTY	SEATS P/N
1	*	PEDAL ASSEMBLIES, MECHANICAL BRAKE-	1	467864
2	*	WASHER, BRAKE CABLE	2	516473
3	11040	E-RING, .562 REINFORCED PHOS	4	719515
4	11416	GROMMET, 3/8X7/8	2	719522
5	2871-W	SCREW, 5/16-18 X 1-1/4, HHCS, G5, YWZC	2	719592
6	3987-BS	SCREW, 5/16-18 X 3/4 HHCS, GRADE 5	2	719642
7	497	CLEVIS PIN, 5/16 X 7/8 YELLOW/ZINC	2	719713
8	520-W	PIN, COTTER 1/8 X 1 YELLOW/ZINC	2	719728
9	6702-B	WASHER,5/16,SAE,F/W,BLK MAX	6	719810
10	40908-14	BRAKE CABLE - 74" LG	2	760803
11	19148-13	NUT, 5/16-18, L/N, NYLOK, NE, G5, YWZC	2	782086
-	N/A	MECHANICAL BRAKE GROUP (Includes above)	1	192507A

* SPECIAL ORDER

MECHANICAL BRAKE/ACCELERATOR ASSEMBLIES – P5



MECHANICAL BRAKE/ACCELERATOR ASSEMBLIES – P5 (Cont.)



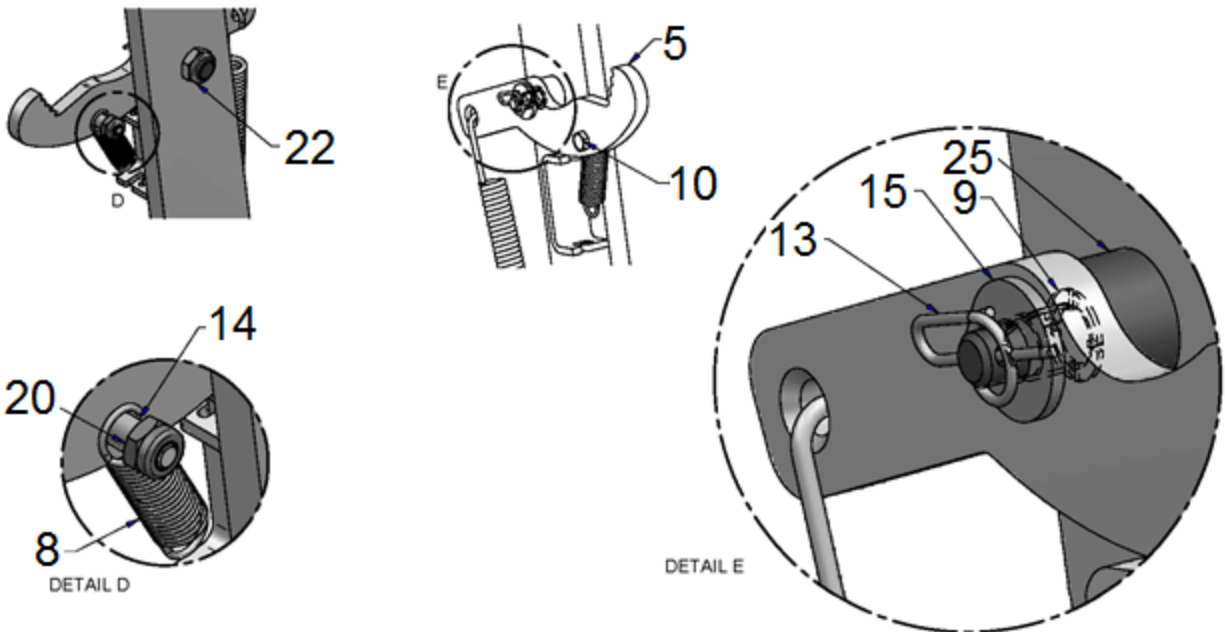
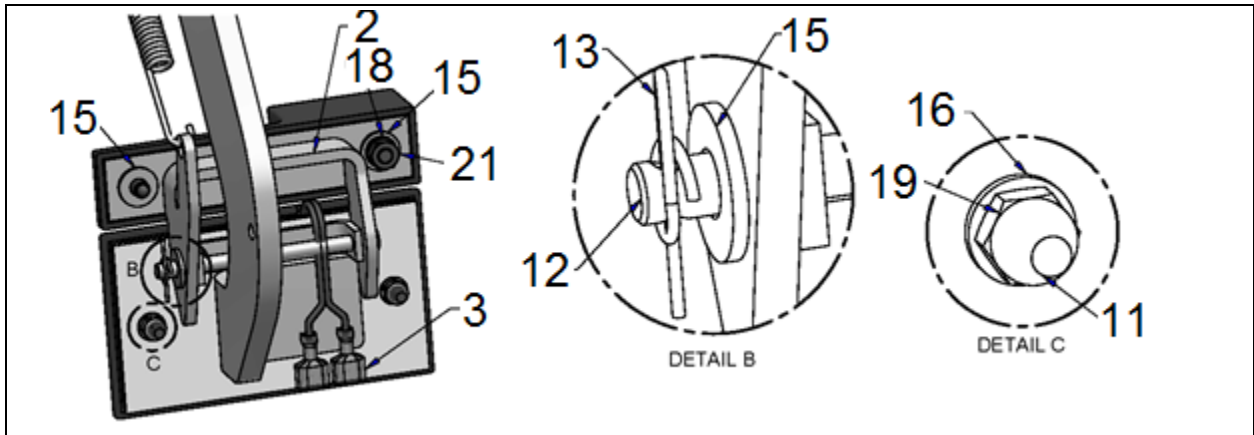
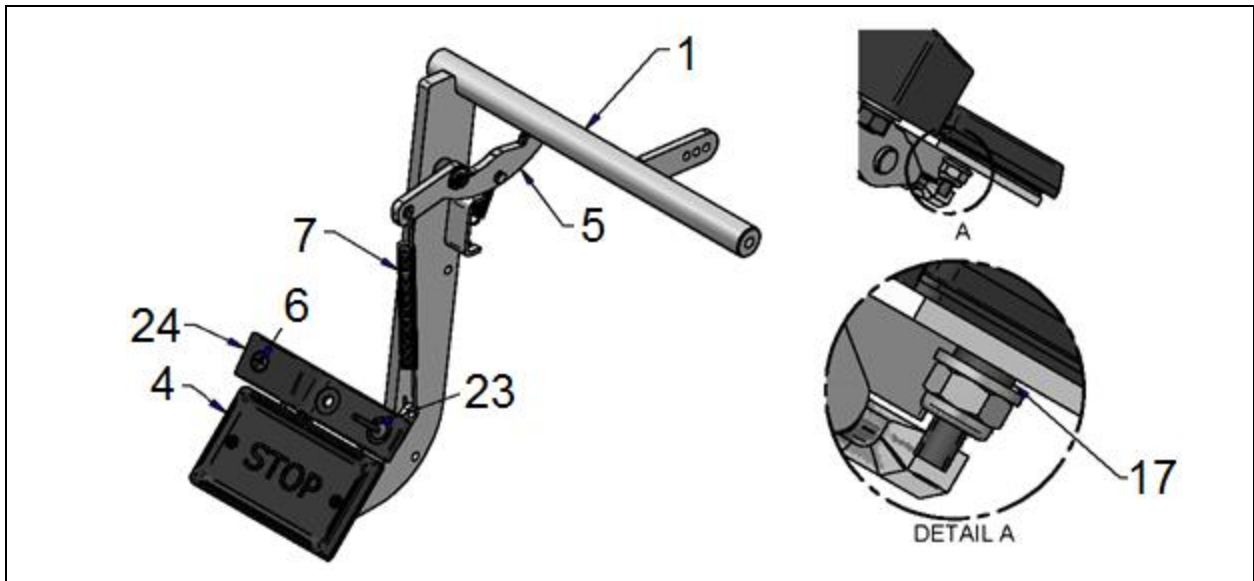
ITEM	CPC P/N	DESCRIPTION	QTY	SEATS P/N
1	*	HOUSING, BRAKE ACCELERATOR	1	311135
2	40902-14	MECHANICAL BRAKE KICK OFF PLATED	1	311155PL
3	40903-14	PARAGON LINK PLATED	1	311165PL
4	*	ASM, BRAKE PEDAL	1	467885
5	*	ASM, ACCELERATOR PEDAL	1	467886
6	42402-89	BRAKE EQUALIZER, PLATED	1	509154PL
7	40904-14	ROD, 1/4-28 UNF X 8 FULLY THREADED	1	514759PL
8	707843PS	SCREW, 3/8-16 X .62 HH, SHR, NYLX, YWZC	4	707843
9	707850PS	BUSHING, NYLINER, THOMSON 8L3-1/2F	4	707850
10	708649	SCREW, #10-24 X 1.25 HHC	1	708649
11	11402	BUMPER, RUBBER BOOT	1	709011
12	40509-67	SPRING, EXTENSION, 3.03/2.87 LONG	1	709073
13**	10043	CABLE TIE, BLK, .18 X 11 – 3/4 STD 50 LB	1	719504
14	10500	BUSHING, NYLON	1	719508
15	10502	NYLON BUSHING	2	719509
16	3787-B	SCREW, 1/4-20X3/4 HHC G5	2	719636
17	42360-96	PIN, CLEVIS 1/4X 1 3/4 ZC	1	719660
18	42644-78	WASHER, 0.390 X 1.000 X 0.030 F/W NYLON	2	719667
19	493	PIN, 1/4 X 1 CLEVIS, ZC	2	719708
20	552	COTTER RING #RUE 10	2	719752
21	601	PIN, 1/8 X 3/4 GROOVE, SHEARPROOF, UNPLT	1	719773

ITEM	CPC P/N	DESCRIPTION	QTY	SEATS P/N
22	6703-B	WASHER, 1/4 SAE, F/W, BLK MAX	9	719811
23	6716	WASHER #10 SAE, F/W, BLK MAX	3	719812
24**	6830	WASHER, 5/16X1X.036 NYLON	2	719816
25	73062-86A	YOKE, CLEVIS, 1/4-28 ADJ, RH, CLR	1	719854
26	7624	NUT, 10-24 GRA, NM, MACH NYLOCK	3	719870
27	7676	NUT, 1/4-28 GR2 HEX FULL YWZC	1	719874
28	7683	NUT, 1/4-28 GRA, NE NYLOCK	1	719877
29	7686	NUT, 1/4-20 NYLOCK GA	2	719879
30	70226-07	LINEAR ACCELERATOR UNIT SEVCON	1	759803
31**	73064-07	CLEVIS ENDS – M10 X 1.5	1	759808
32	759824	.313OD X .194ID X .75LG SPACER NYLON	1	759824
33	51105-10	WASHER, 0.440 X 0.750 X 0.093, F/W, BLK NYL	1	782003
-	N/A	MECH. BRAKE- ACCELERATOR ASSEMBLY (Includes above)	1	467864

* SPECIAL ORDER

** NOT SHOWN

BRAKE PEDAL ASSEMBLY (MECHANICAL BRAKES) – P5

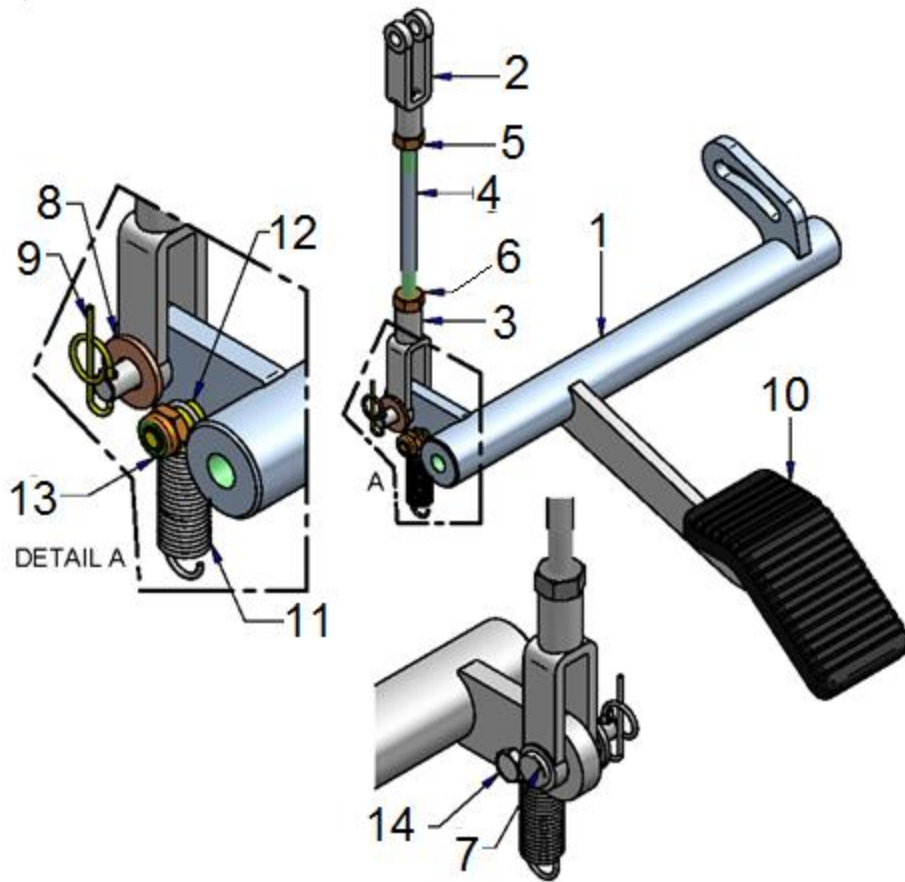


BRAKE PEDAL ASSEMBLY (MECHANICAL) – P5 (Cont.)

ITEM	CPC P/N	DESCRIPTION	QTY	SEATS P/N
1	*	WELDMENT, MECHANICAL BRAKE	1	311136
2	*	WELDMENT, PARK PEDAL P5	1	311368
3	71522-02	ASSY TAPESWITCH BRAKE LIGHT	1	464248
4	42407-00A	MACH, BRAKE PAD, TAPESWITCH	1	467084
5	40905-14	PARK RATCHET	1	514718EC
6	2367	SCREW, 1/4-20X1-1/2, POH, M/S, BLKZC	1	708590
7	41833-82	SPRING, EXTENSION, RETURN GOV	1	709134
8	11834	SPRING, EXTENSION, 7/16 X 1.5	1	709746
9	10500	BUSHING, NYLON	1	719508
10	2339	SCREW, #10-24 X 3/4" HEX HD MACH	1	719551
11	2616	SCREW, 8-32 X 1 PHIL FHMS	2	719574
12	319	PIN, 1/4 X 3.5, CLEVIS, BLK HC	1	719598
13	552	COTTER RING #RUE10	2	719752
14	5760	SPACER BRASS .192 ID .25 OD .25THK	1	719769
15	6703-B	WASHER, 1/4, SAE, F/W, BLK MAX	4	719811
16	6912-B	WASHER, #8 TYPE A PLAIN, BLACK ZINC	2	719817
17	7015-B	WASHER LOCK #8 REGULAR BLK ZINC	2	719833
18	7036-B	WASHER LOCK 1/4 REGULAR BLK ZINC	1	719834
19	7609-W	NUT #8-32 GR A NM MACH NYLON LOCK	2	719868
20	7624	NUT 10-24 GR A NM MACH NYLON LOCK	1	719870
21	7688-B	NUT, 1/4-20 HEX	1	719880
22	7776-W	NUT 3/8-24 GR A NM JAM NYLON LOCK	1	719901
23	8211	RIVET #84 1/4" STL DOME HD BLK ZINC	1	719930
24	42408-96MZ	PAD, PARK PEDAL - RAISED	1	739044
25	10906-14	SCREW, 5/8X.25, SHR, BLK150, PA	1	760825
26	*	BRAKE PEDAL ASSEMBLY (Includes above Items)	1	467885

* SPECIAL ORDER

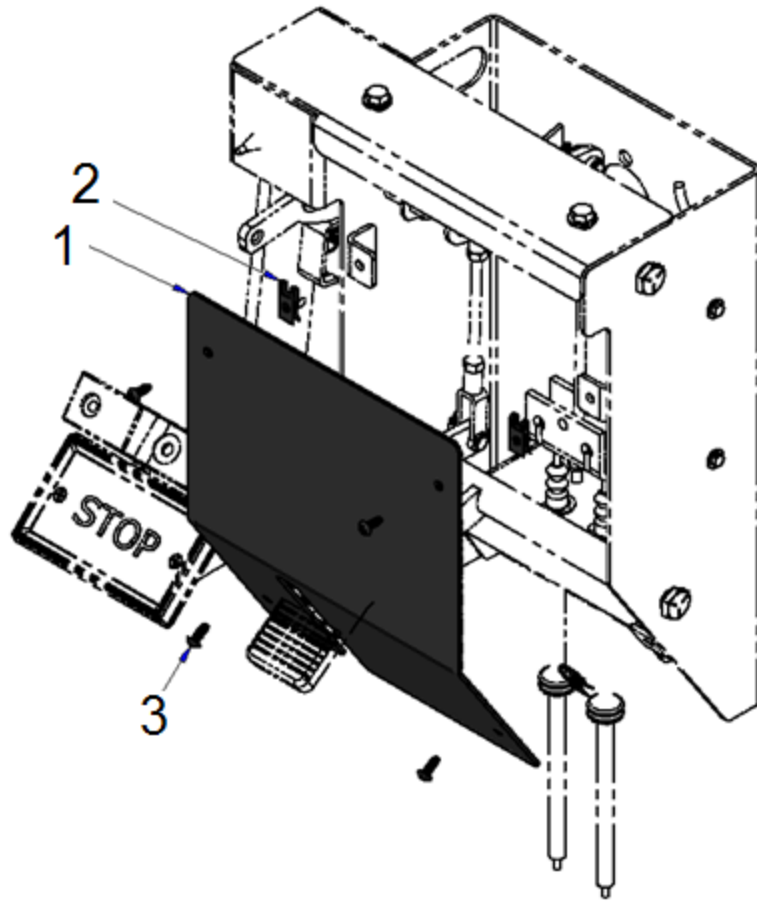
ACCELERATOR PEDAL ASSEMBLY (MECHANICAL BRAKES) – P5



ITEM	CPC P/N	DESCRIPTION	QTY	SEATS P/N
1	*	ACCELERATOR PEDAL	1	311138
2	73062-86A	YOKE, CLEVIS, 1/4-28 ADJ, RH, CLR	1	719854
3	73061-86A	YOKE, CLEVIS, 1/4-28 ADJ, LH, CLR	1	719853
4	40907-14	ROD, ACCELERATOR ADJUSTER	1	760811
5	7676	NUT 1/4-28 GR 2 HEX FULL YWZC	1	719874
6	7677	NUT, 1/4-28, GR 2, LH THR, HEX JAM, YWZC	1	719875
7	493	PIN 1/4 X 1 CLEVIS, ZC	1	719708
8	6703-B	WASHER, 1/4, SAE, F/W, BLK MAX	1	719811
9	552	COTTER RING #RUE10	1	719752
10	40582-02	PAD, ACCEL PEDAL	1	709808
11	11834	SPRING, EXTENSION, 7/16 X 1.5	1	709746
12	5760	SPACER BRASS .192 ID .25 OD .25THK	1	719769
13	7624	NUT 10-24 GR A NM MACH NYLON LOCK	1	719870
14	2339	SCREW, #10-24 X 3/4" HEX HD MACH	1	719551
15	*	ACCELERATOR PEDAL ASSEMBLY (Includes above Items)	1	467886

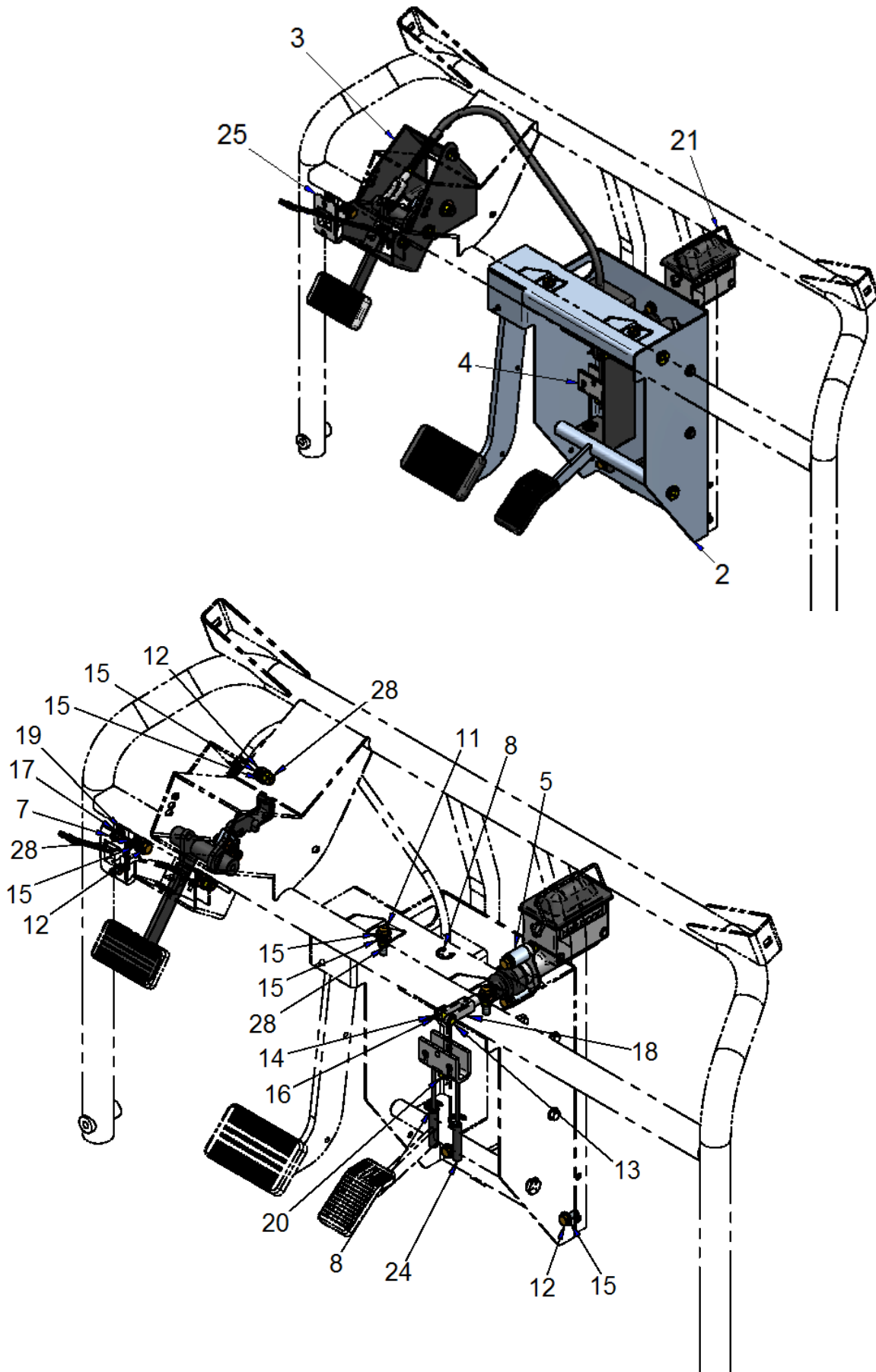
* SPECIAL ORDER

MECHANICAL BRAKE/ACCELERATOR COVER- P5

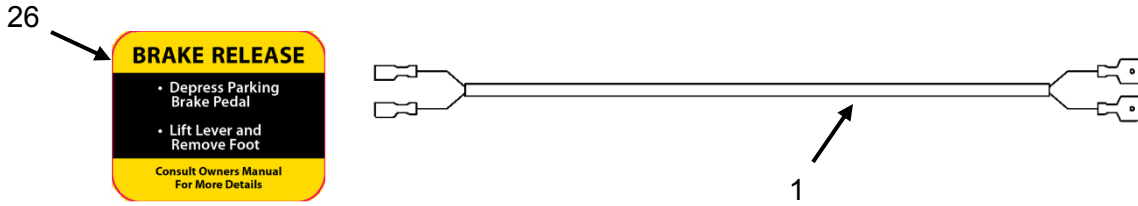


ITEM	CPC P/N	DESCRIPTION	QTY	SEATS P/N
1	40546-14	COVER	1	515221
2	7531	NUT, #10 SPRING	4	760889
3	1503	SCREW, #10-16X1/2 PPH, SHEET METAL	4	760890
-	N/A	MECHANICAL BRAKE/ACCELERATOR COVER (Includes above)	1	192642A

2 WHEEL REAR HYDRAULIC BRAKES P5



2 WHEEL REAR HYDRAULIC BRAKES - P5 (Cont.)

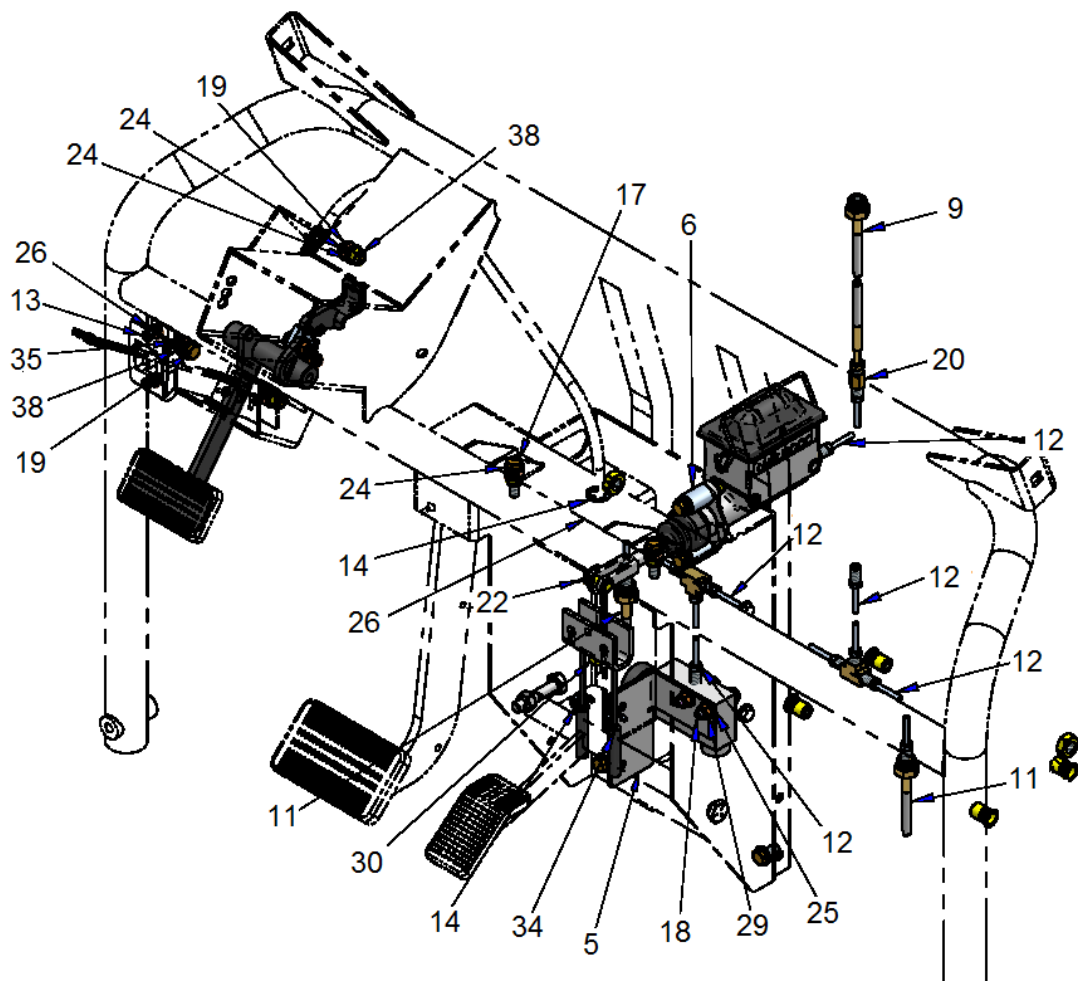
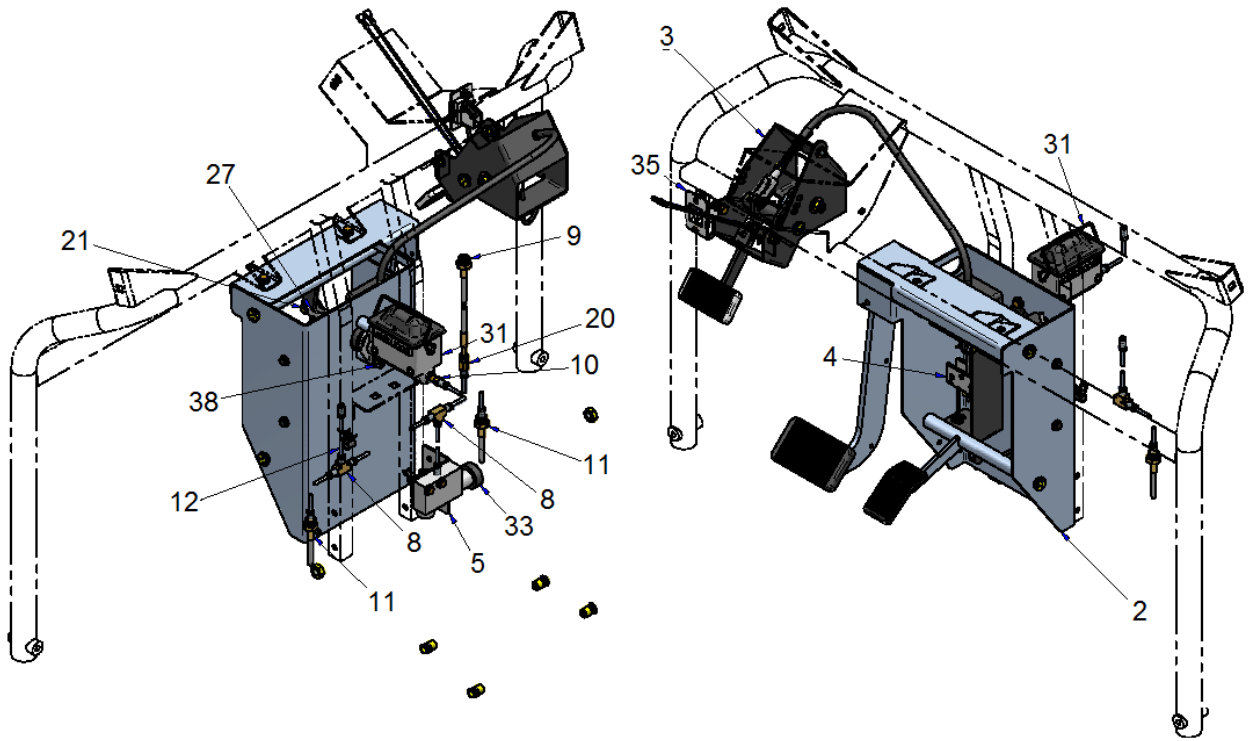


TEM	CPC P/N	DESCRIPTION	QTY	SEATS P/N
1	*	BRAKE INTERLOCK HARNESS ASSEMBLY	1	468007
2	40912-14	ASSEMBLY, PEDALS, HYD BRAKES	1	468828
3	40913-14	ASSEMBLY, PARK BRAKE PEDAL, P5 HYD	1	468830
4	42404-89	PLATED, BRAKE EQUALIZER	1	509154PL
5	*	SPACER, .344ID X .750D X 1IN	2	515790
6**	9907	TERMINAL, 16/14 INS, 1/4 FEMALE TAB	1	709295
7	3615	SCREW, 10-24X1/2PHILLIPS,BLK ZNC	2	719467
8	11040	E-RING, .562 REINFORCED PHOS	3	719515
9**	2653-B	SCREW, #10 X 3/4 HWH TEK	1	719583
10**	2667	SCREW, 5/16-18 X 2, HHCS, G5, YWZC 150	2	719585
11	2871-W	SCREW, 5/16-18 X 1-1/4, HHCS, G5, YWZC	2	719592
12	3987-BS	SCREW, 5/16-18 X 3/4 HHCS, GR 5	5	719642
13	494	CLEVIS PIN, Ø5/16 X 1 ZINC/CLEAR	1	719709
14	552	COTTER RING #RUE10	1	719752
15	6702-B	WASHER,5/16,SAE,F/W,BLK MAX	16	719810
16	6703-B	WASHER,1/4,SAE,F/W,BLK MAX	1	719811
17	6716	WASHER,#10,SAE,F/W,BLK MAX	2	719812
18	73059-96	CLEVIS #52 5/16-24	1	719852
19*	7624	NUT 10-24 GR A NM MACH NYLON LOCK	2	719870
20	7725	LOCKNUT, 5/16-24 HEX NYLOK	1	719888
21	41858-08	MASTER CYL. ASSY - 0.75" BORE	1	760318
22**	43010-10	HOSE, BRAKE ,HYD, FLEX, ASSY 2WR	1	760630
23**	50142-14	FRONT UNDERBODY	1	760881
24	40916-14	CABLE, PARKING BRAKE, 74"	2	761073
25	42717-15	CABLE, PARKING BRAKE RELEASE	1	761076
26	53049-14	LABEL, BRAKE RELEASE	1	761149
27**	*	CLAMP, STEEL TUBE, 1/4 EDM CUSH	1	781590
28	19148-13	NUT, 5/16-18, L/N, NYLOK, NE, G5, YWZC	7	782086
-	N/A	2 WHEEL HYD BRAKES (Includes above)	1	192782A

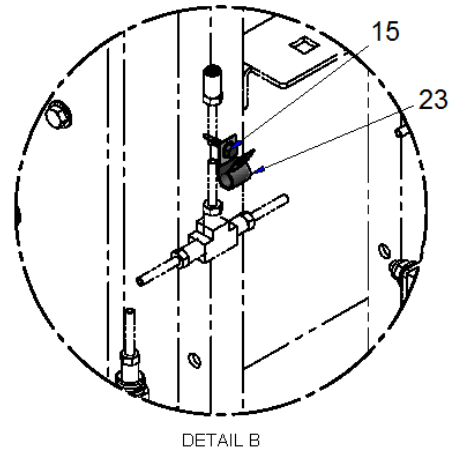
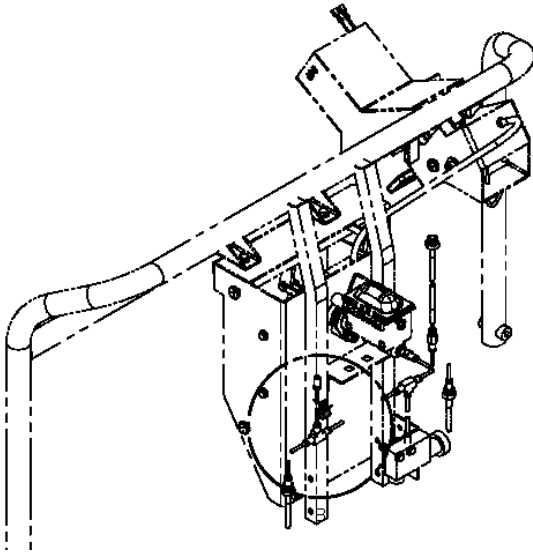
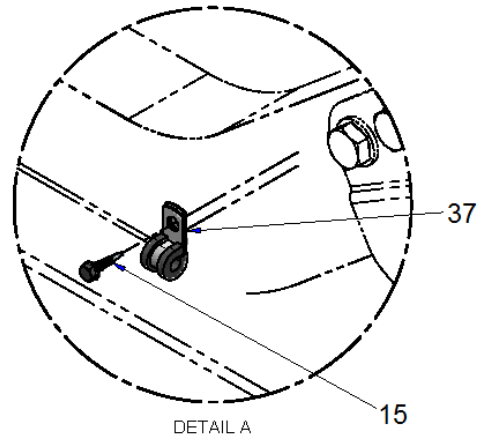
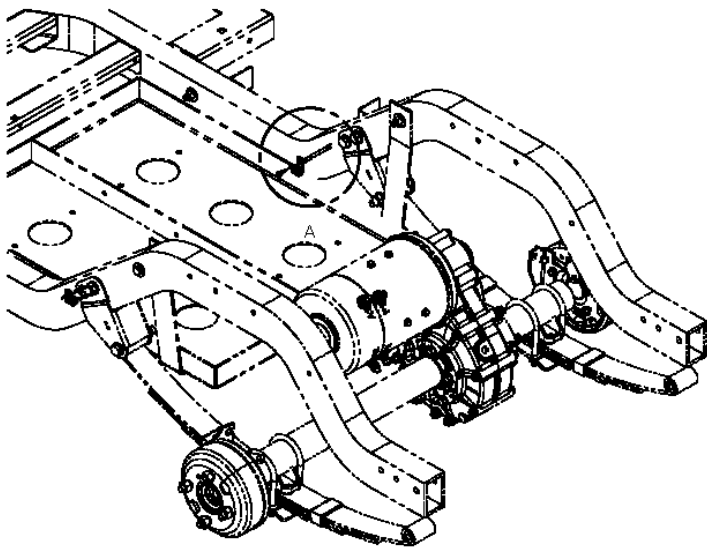
* SPECIAL ORDER

** NOT SHOWN

4 WHEEL HYDRAULIC BRAKES – P5



4 WHEEL HYDRAULIC BRAKES – P5 (Cont.)

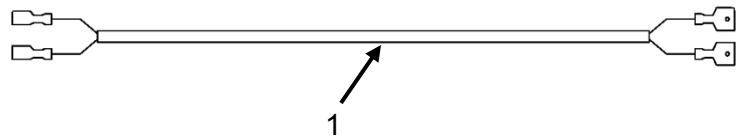


36

BRAKE RELEASE

- Depress Parking Brake Pedal
- Lift Lever and Remove Foot

Consult Owners Manual For More Details



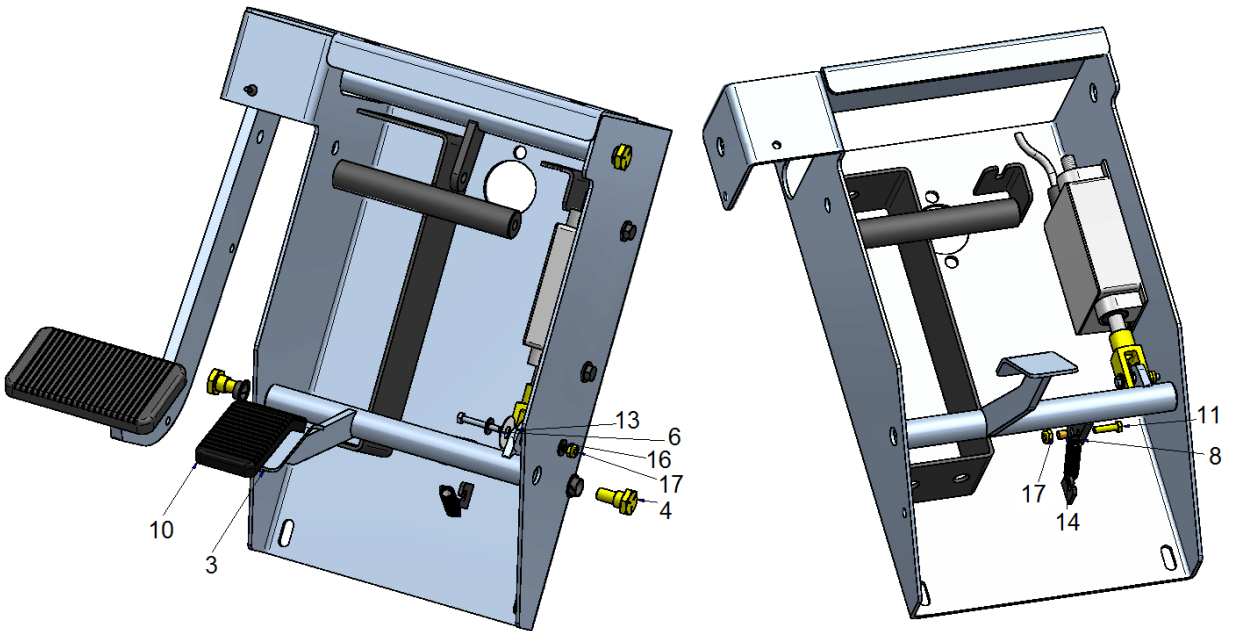
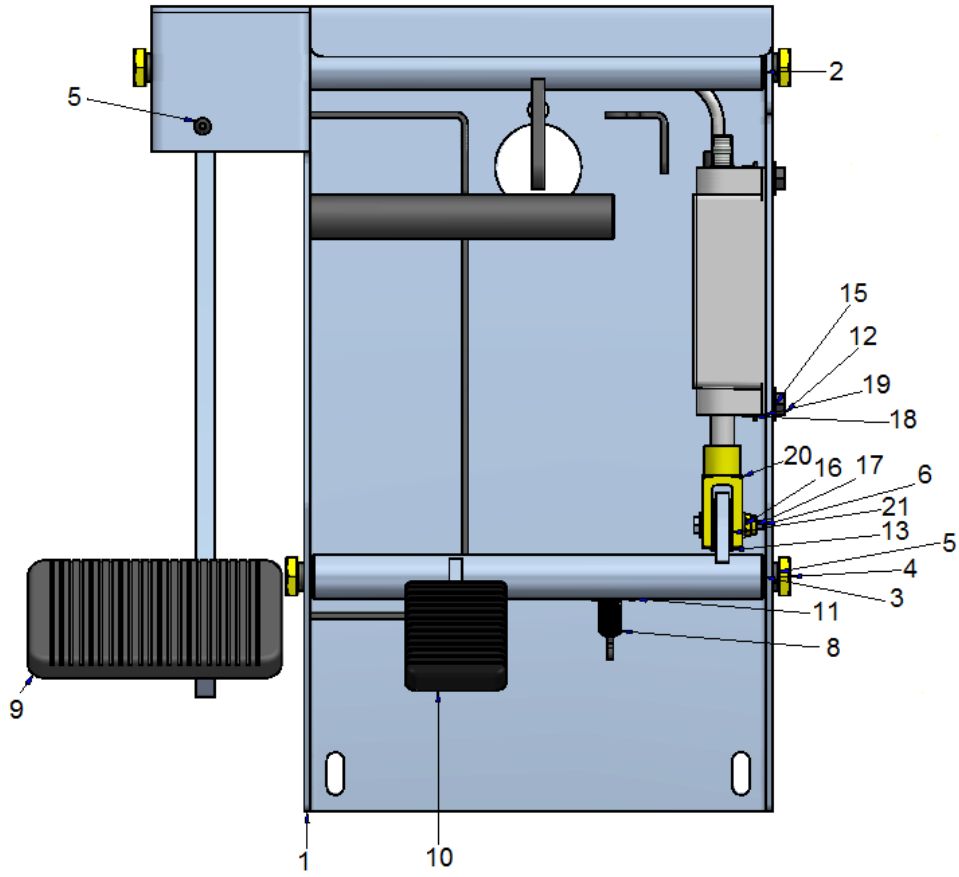
4 WHEEL HYDRAULIC BRAKES – SU5 (Cont.)

ITEM	CPC P/N	DESCRIPTION	QTY	SEATS P/N
1	*	HARNESS ASSEMBLY, BRAKE INTERLOCK	1	468007
2	40912-14	ASM, P5 PEDALS, HYD BRAKES	1	468828
3	40913-14	ASM, PARK BRK PEDAL, P5 HYD	1	468830
4	42402-89	PLATED, BRAKE EQUALIZER	1	509154PL
5	40915-14	BRACKET, BRAKE VALVE MNT	1	515781
6	*	SPACER, .344ID X .75OD X 1IN	2	515790
7**	9907	TERMINAL, 16/14 INS, 1/4 FEMALE TAB	2	709295
8	41842-94	UNION TEE	2	709377
9	41216-00	BRAKE HOSE, HYD, FLEX, 22"	1	709430
10	41224-00	CONNECTOR, 1/8 NPT MALE, 3/8-24 FEMALE	1	709618
11	4187-96	HOSE, BRAKE, HYD, FLEX 19 1/2"	2	709635
12	41431-02	BRAKE LINE, 3/16 X 6	2	709812
13	3615	SCREW, 10-24X1/2PHILLIPS,BLK ZNC	2	719467
14	11040	E-RING, .562 REINFORCED PHOS	3	719515
15	2653-B	SCREW #10X3/4 HWH TEK #3	1	719583
16**	2667	SCREW, 5/16-18 X 2, HHCS, G5, YWZC 150	2	719585
17	2871-W	SCREW, 5/16-18 X 1-1/4, HHCS, G5, YWZC	2	719592
18	3454-BS	SCREW, 1/4-20 X 1-3/4 HHCS, G5 HCBLK 150	2	719623
19	3987-BS	SCREW, 5/16-18 X 3/4 HHCS, GR 5	5	719642
20	41206-00	FLARE, UNION INVERTED	1	719657
21	494	CLEVIS PIN, Ø5/16 X 1 ZINC/CLEAR	1	719709
22	552	COTTER RING #RUE10	1	719752
23	9982	CLAMP. STEEL TUBING	1	719756
24	6702-B	WASHER,5/16,SAE,F/W,BLK MAX	16	719810
25	6703-B	WASHER,1/4,SAE,F/W,BLK MAX	5	719811
26	6716	WASHER,#10,SAE,F/W,BLK MAX	2	719812
27	73059-96	CLEVIS #52 5/16-24	1	719852
28**	7624	NUT 10-24 GR A NM MACH NYLON LOCK	2	719870
29	7686	NUT, 1/4-20, NYLOCK, GA, YWZC	2	719879
30	7725	LOCKNUT, 5/16-24 HEX NYLOK	1	719888
31	41853-09	MASTER CYL ASSY - 1.00" BORE	1	760535
32**	43010-10	HOSE, BRAKE, HYD, FLEX, ASSY 2WR (NOT SHOWN)	1	760630
33	40914-14	VALVE, PROPORTIONING, BRAKE	1	761056
34	40916-14	CABLE, PARKING BRAKE, 74" SU5-S	2	761073
35	40917-14	CABLE,PARKING BRAKE, 102" SU5-L (NOT SHOWN)	2	761074
35A	42717-15	CABLE, PARKING BRAKE RELEASE	1	761076
36	53049-14	LABEL, BRAKE RELEASE	1	761149
37	*	CLAMP, STEEL TUBE 1/4	2	781590
38	19148-13	NUT, 5/16-18, L/N, NYLOK, NE, G5, YWZC	7	782086
-	N/A	4 WHEEL HYD BRAKES SU5-S (Includes above w/o Item 35A)	1	192720A
-	N/A	4 WHEEL HYD BRAKES SU5-L (Includes above w/o Item 35)	1	192721A

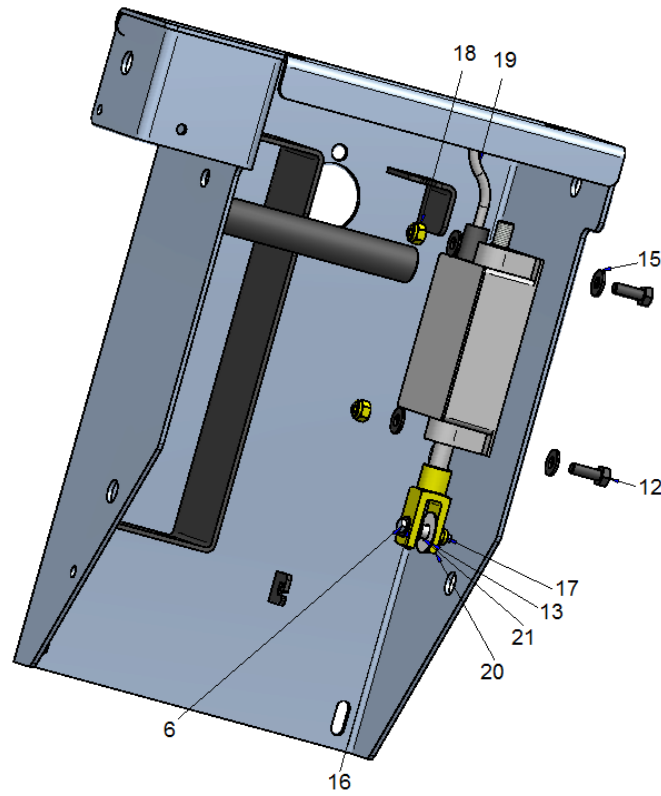
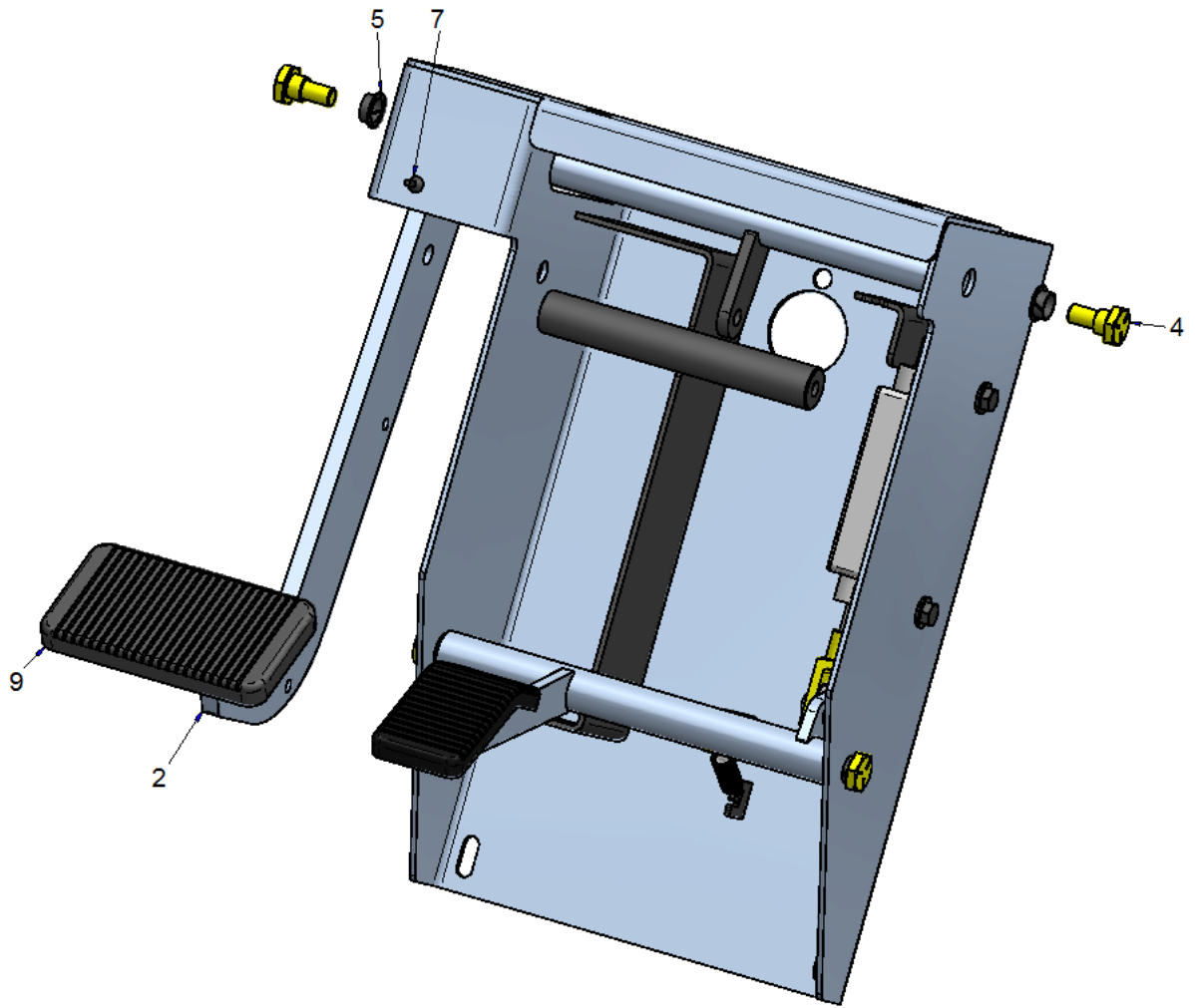
* SPECIAL ORDER

** NOT SHOWN

HYDRAULIC BRAKE PEDAL ASSEMBLIES - P5



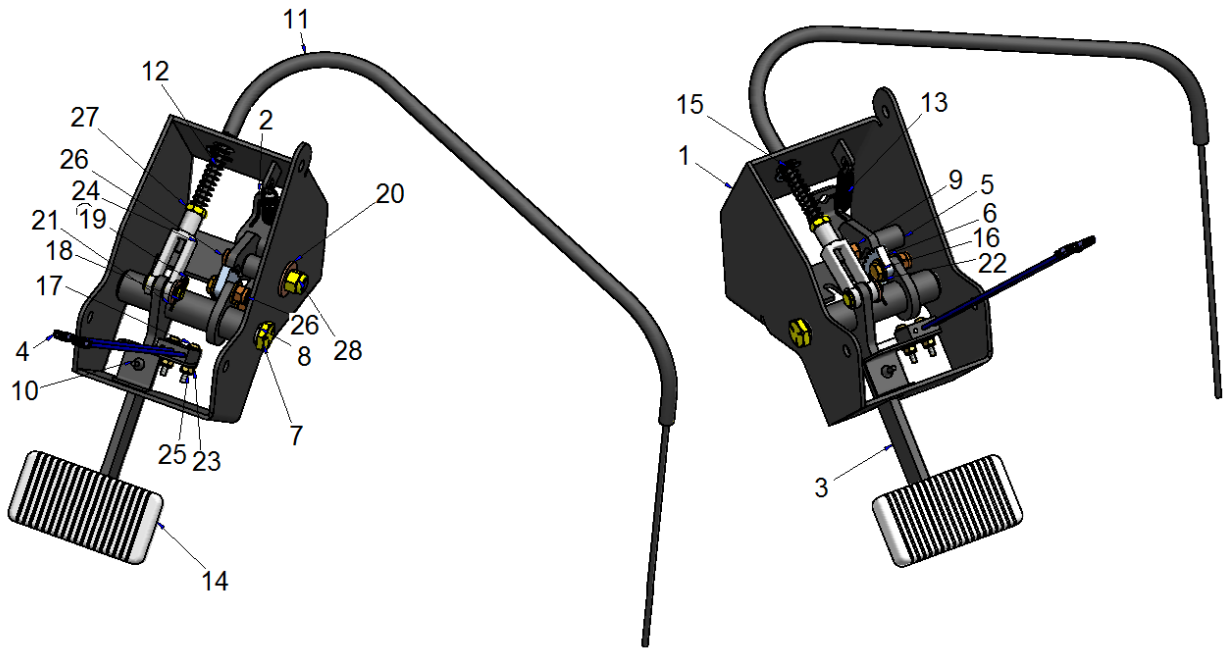
HYDRAULIC BRAKE PEDAL ASSEMBLIES -P5 (Cont.)



HYDRAULIC BRAKE PEDAL ASSEMBLIES -P5 (Cont.)

ITEM	CPC P/N	DESCRIPTION	QTY	SEATS P/N
1	40919-14	PEDAL HOUSING,	1	312199
2	40920-14	HYD BRAKE PEDAL	1	312200
3	40921-14	ACCELERATOR PEDAL	1	312201
4	4000	SCREW, 3/8-16X.62, HH, SHR, NYLX	4	707843
5	10652	BUSHING, NYLON,	4	707850
6	4011	SCREW, 10-24X1 1/4, HH, M/S	1	708649
7	11402	BUMPER, RUBBER BODY	1	709011
8	11834	SPRING, EXTENSION 7/16X1-5	1	709746
9	42438-02	PAD, BRAKE	1	709807
10	40582-02	PAD ACCELERATOR	1	709808
11	2339	SCREW, 10-24X3/4, HH, M/S	1	719551
12	3787-B	SCREW, 1/4-20X3/4, HHCS, G5	2	719636
13	42644-78	WASHER, .390X1X.030 F/W NYL	2	719667
14	5760	SPACER, BRASS, .192ID X .25 OD	1	719769
15	6703-B	WASHER 1/4 SAE	4	719811
16	6716	WASHER, #10SAE	2	719812
17	7624	NUT, 10-24 GR A, NYLOCK	2	719870
18	7686	NUT, 1/4-20 NYLOCK	2	719879
19	70226-07	ACCELERATOR, LINEAR	1	759803
20	73064-07	CLEVIS YOKE M10X1.50	1	759808
21	759824	SPACER, .194IDZ.313OD NYLON	1	759824
-	40912-14	HYD BRAKE PEDALS (Includes above)	1	468828

PARKING BRAKE PEDAL ASSEMBLY – P5



ITEM	CPC P/N	DESCRIPTION	QTY	SEATS P/N
1	40922-14	PARKING BRAKE HOUSING	1	312202
2	40931-14	PARKING BRAKE CATCH	1	312389EC
3	40932-14	PARKING BRAKE PEDAL, HYD	1	312390
4	40911-14	ASM, BRK INTERLOCK SW, P5 HYD	1	468832
5	40924-14	ROD, PARKING BRAKE CATCH	1	515813PL
6	40933-14	PARKING BRAKE RATCHET	1	516085EC
7	4000	SCREW, 3/8-16x.62, HH,G5, .50 ODx.299	2	707843
8	10652	BUSHING, NYLON	2	707850
9	6057	WASHER,.291IDX.490"ODX.030"T NYLON	2	708367
10	11402	BUMPER, RUBBER BOOT	1	709011
11	41215-00	BRAKE CABLE	1	709375
12	11831	SPRING, COMP, 7-16 X 2-1/4, #13	1	709439
13	11834	SPRING, EXTENSION, 7/16 X 1.5	1	709746
14	40582-02	PAD, ACCEL PEDAL	1	709808
15	11040	E-RING, .562 REINFORCED PHOS	1	719515
16	2551-W	SCREW, 1/4-20 X 1, HHCS, G5, YWZC 150	2	719564
17	2556	SCREW,#6-32X1,PPH,M/S,YWZC	2	719565
18	494	CLEVIS PIN, Ø5/16 X 1 ZINC/CLEAR	1	719709
19	552	COTTER RING #RUE10	1	719752
20	6416	WASHER FLT STL BLK ZNC 3/8 STD	1	719796
21	6702-B	WASHER,5/16,SAE,F/W,BLK MAX	1	719810
22	6703-B	WASHER,1/4,SAE,F/W,BLK MAX	4	719811
23	6717	WASHER FLT STL #6 SAE UNHARD YWZC	4	719813
24	73059-96	CLEVIS #52 5/16-24	1	719852
25	7592	NUT 6-32 GR A NM MACH NYLON YWZC	2	719866
26	7686	NUT, 1/4-20, NYLOCK, GA, YWZC	3	719879
27	7744	NUT, 5/16-24 GR 2 HEX JAM YWZC	1	719895
28	7775	NUT, 3/8-24 GR A NE NYLON INS LOCK	1	719900
-	40913-14	PARKING BRAKE PEDAL ASSEMBLY (includes above)	1	468830



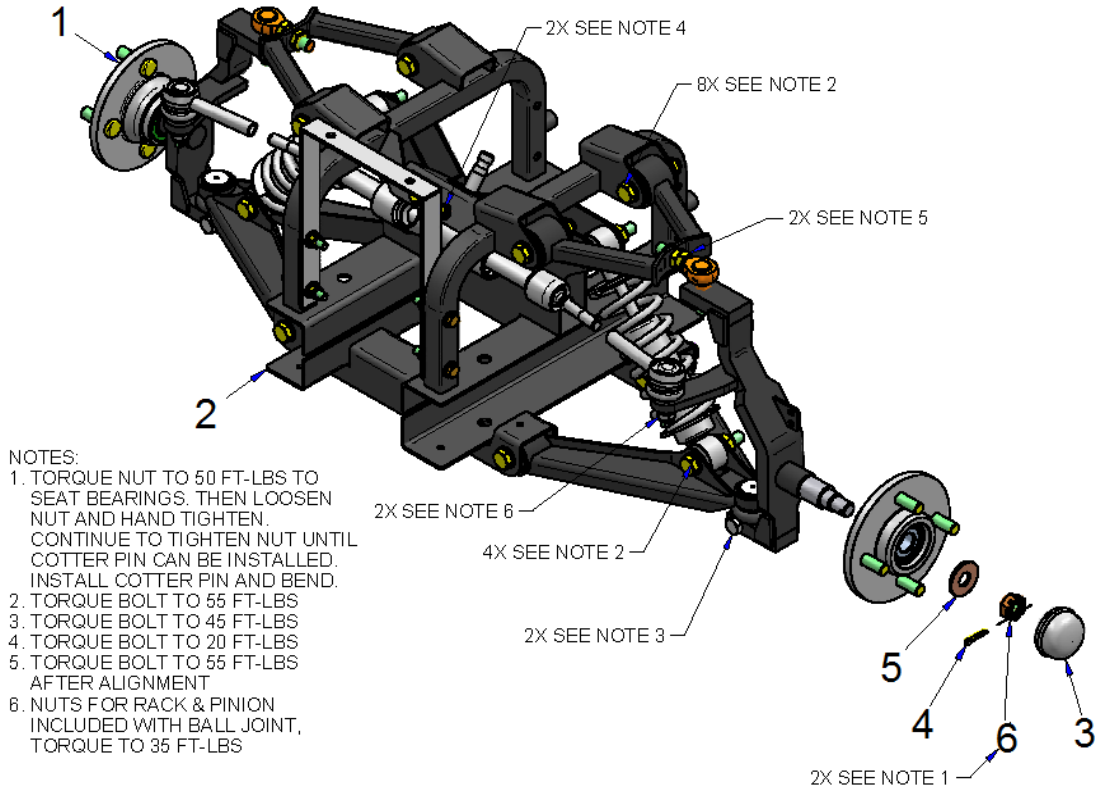
P5

Parts Manual

Section 2

Steering and Front Suspension

FRONT SUSPENSION HUBS, NO-BRAKES – P5

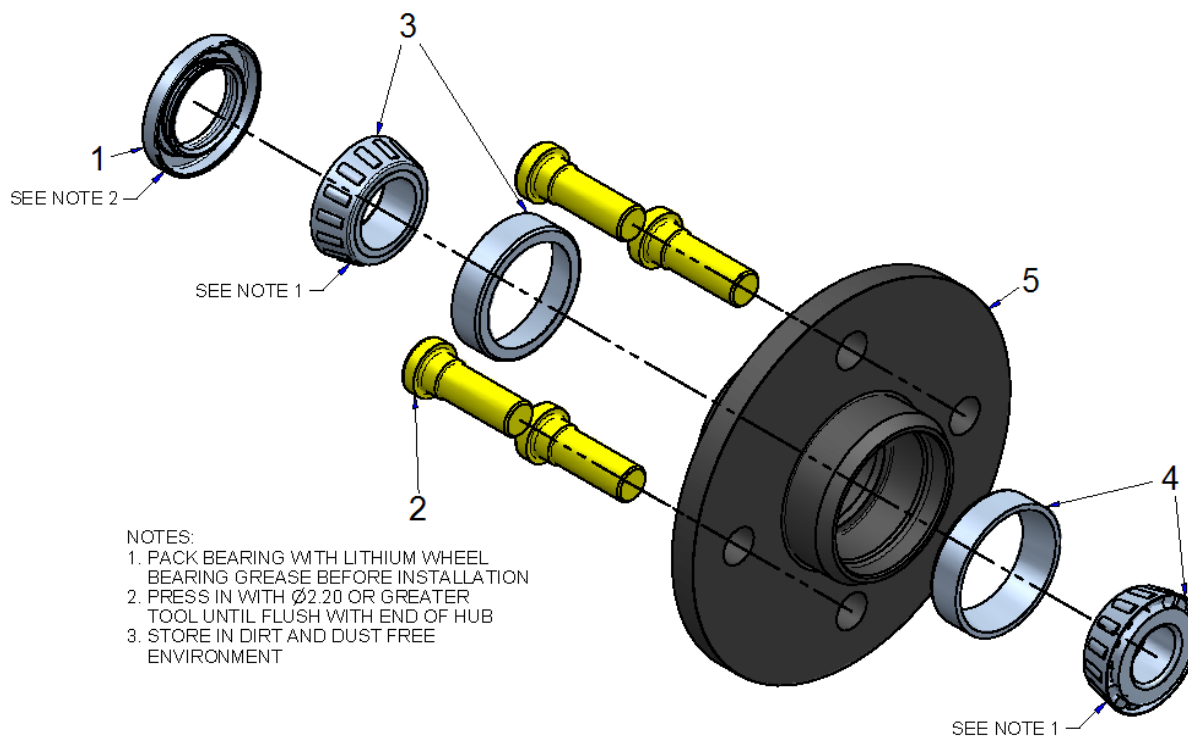


ITEM	CPC P/N	DESCRIPTION	QTY	SEATS P/N
1	*	HUB W/BEARINGS & SEAL OD 4H	1	468057
2	*	FRONT SUSPENSION ASSEMBLY	1	467863
3	43646-79	GREASE CAP 1.985 DIA.	2	709018
4	520-W	PIN, 1/8X1 COTTER	2	719728
5	6655-B	WASHER, 9/16 STD	2	719808
6	7947-B	NUT, 5/8-18 SHEX G2	2	719915
-	N/A	FRONT SUSPENSION HUB (Includes above with Item 1)	1	192567A

* SPECIAL ORDER

** NOT SHOWN

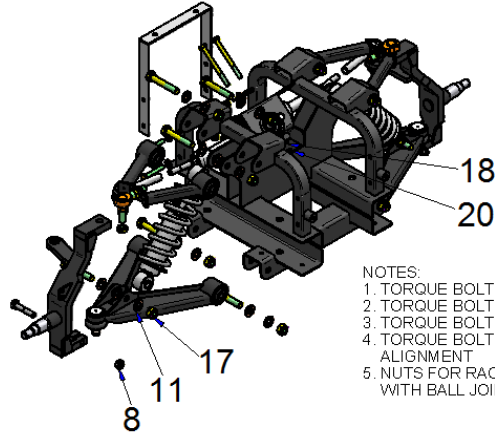
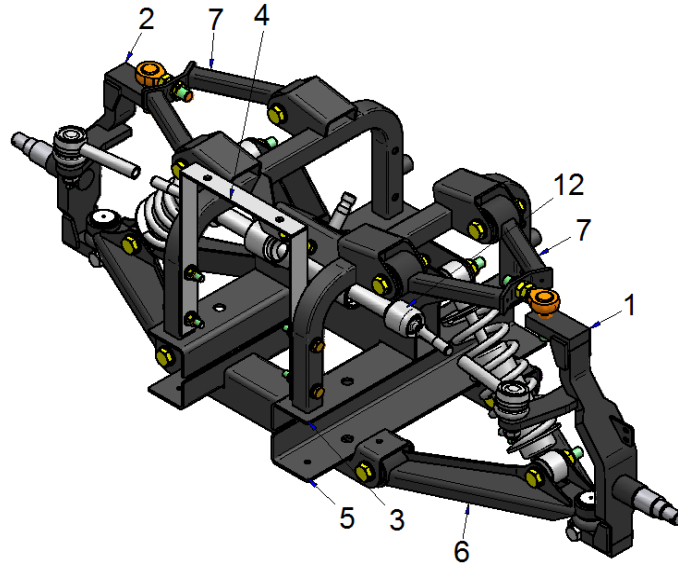
HUB ASSEMBLY – P5



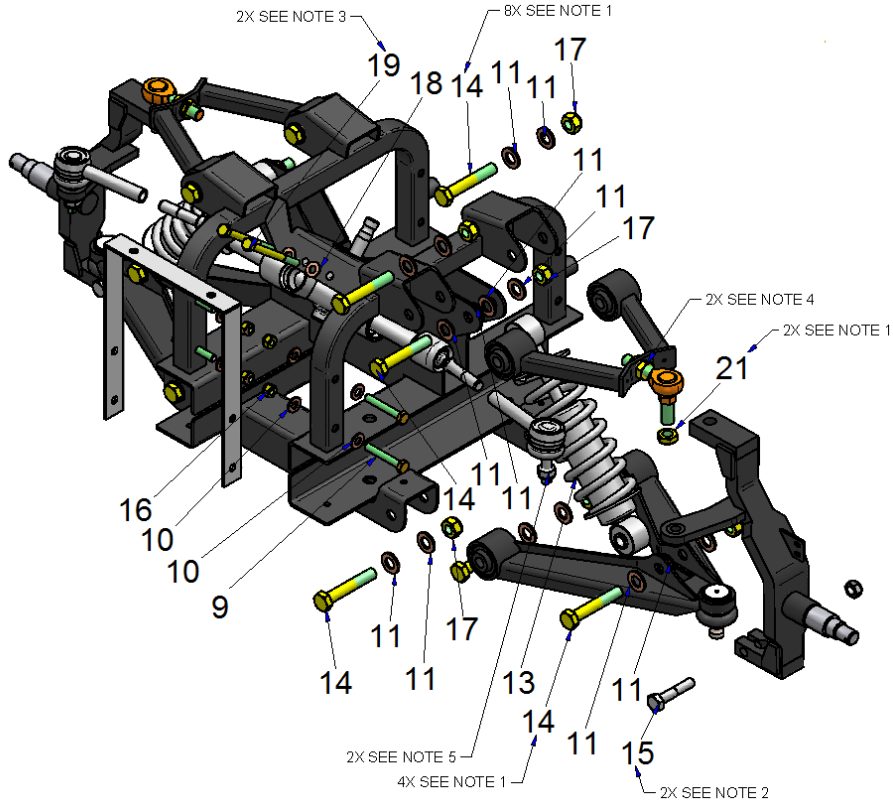
ITEM	CPC P/N	DESCRIPTION	QTY	SEATS P/N
1	12030	SEAL, OIL	1	709017
2	41199	WHEEL BOLT, 1/2-20 X 1-1/2 G5 YELLOW	4	719655
3	83038-07	TAPERED RLR BEARING, 20MM ID (30204)	1	759844
4	83039-07	TAPERED RLR BEARING, 25MM ID (32005X)	1	759843
5	*	HUB, 4 HOLE	1	761181
6	44010-15	ASSY, HUB, P&A (Contains Items 1, 2 - 5)	1	468073

* ONLY AVAILABLE AS ITEM 6

FRONT SUSPENSION ASSEMBLY, NO BRAKES - P5



- NOTES:
1. TORQUE BOLT TO 55 FT-LBS
 2. TORQUE BOLT TO 45 FT-LBS
 3. TORQUE BOLT TO 20 FT-LBS
 4. TORQUE BOLT TO 55 FT-LBS AFTER ALIGNMENT
 5. NUTS FOR RACK & PINION INCLUDED WITH BALL JOINT, TORQUE TO 35 FT-LBS

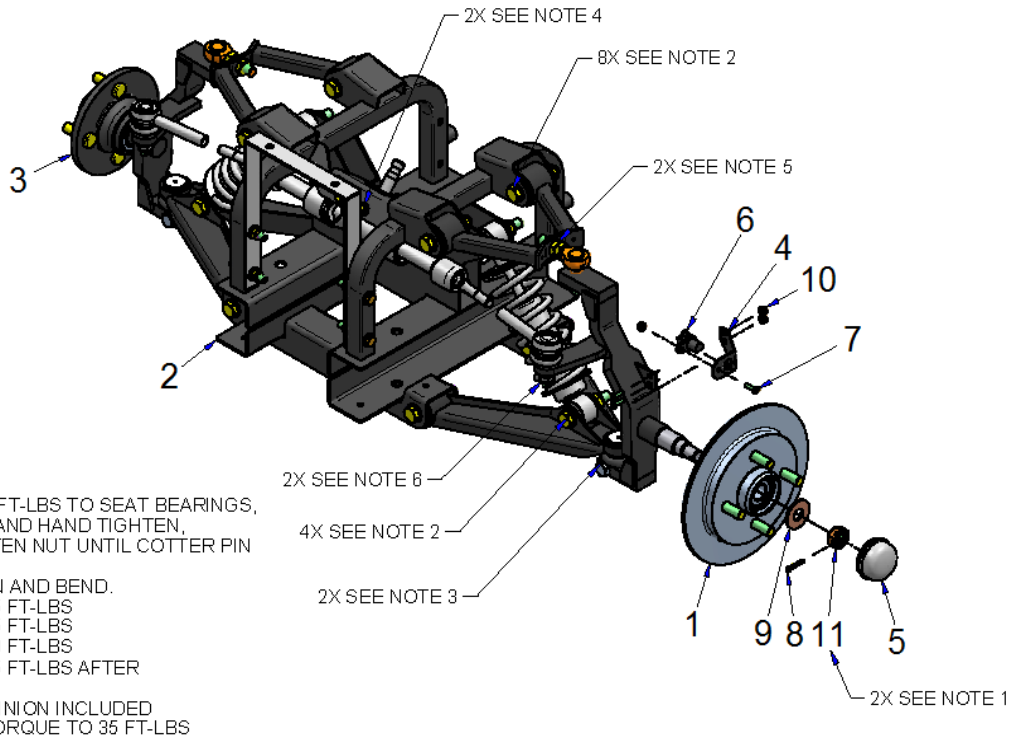


FRONT SUSPENSION ASSEMBLY, NO BRAKES - P5 (Cont.)

ITEM	CPC P/N	DESCRIPTION	QTY	SEATS P/N
1	56840-13	STEERING SPINDLE LH, E-COAT	1	311128EC
2	56841-13	STEERING SPINDLE, RH, E-COAT	1	311129EC
3	54117-14	FRONT SUSPENSION MODULE, UPPER EP	1	311142EC
4	54107-14	FRONT BODY SUPPORT	1	311314
5	54118-14	FRONT SUSPENSION MODULE, LOWER EP	1	311565EC
6	56909-13	ASM, LOWER A-ARM	2	467883
7	56912-13	ASM, UPPER A-ARM	2	467884
8	7541	NUT 10MM DIN 985 NYLOCK	2	708749
9	2667	SCREW, 5/16-18X2 HHCS G5	4	719585
10	6702-B	WASHER,5/16,SAE,F/W,BLK MAX	8	719810
11	6004	FLAT WASHER - M12, DIN 125A, YZ	30	760670
12	56842-13	STEERING RACK	1	760802
13	54104-13	SHOCK, COIL OVER	2	760809
14	4013	SCREW, M12-1.5 X 70MM, HHCS, C8.8, YWZC	12	760930
15	*	SCREW, M10-1.25X50MM HHCS	2	781473
16	19148-13	NUT, 5/16-18, L/N, NYLOK, NE, G5, YWZC	4	782086
17	7532	NUT, M12-1.50, L/N, NYLOK, C8, YWZC	12	782092
18	6451	FLAT WASHER - M8, DIN 125, YWZC	4	782096
19	4014	SCREW,M8-1.25X90MM,DIN 931,CLASS 10.9,YWZC	2	782097
20	7533	NUT,M8-1.25,L/N,NYLOCK,YWZC	2	782098
21	7535	NUT, 1/2-20 L/N JAM NYL NTE G2	2	782171
-	N/A	FRONT SUSPENSION ASSEMBLY (Includes Items 1 - 21)	1	467863

* SPECIAL ORDER

FRONT SUSPENSION W/SPEED SENSOR – P5



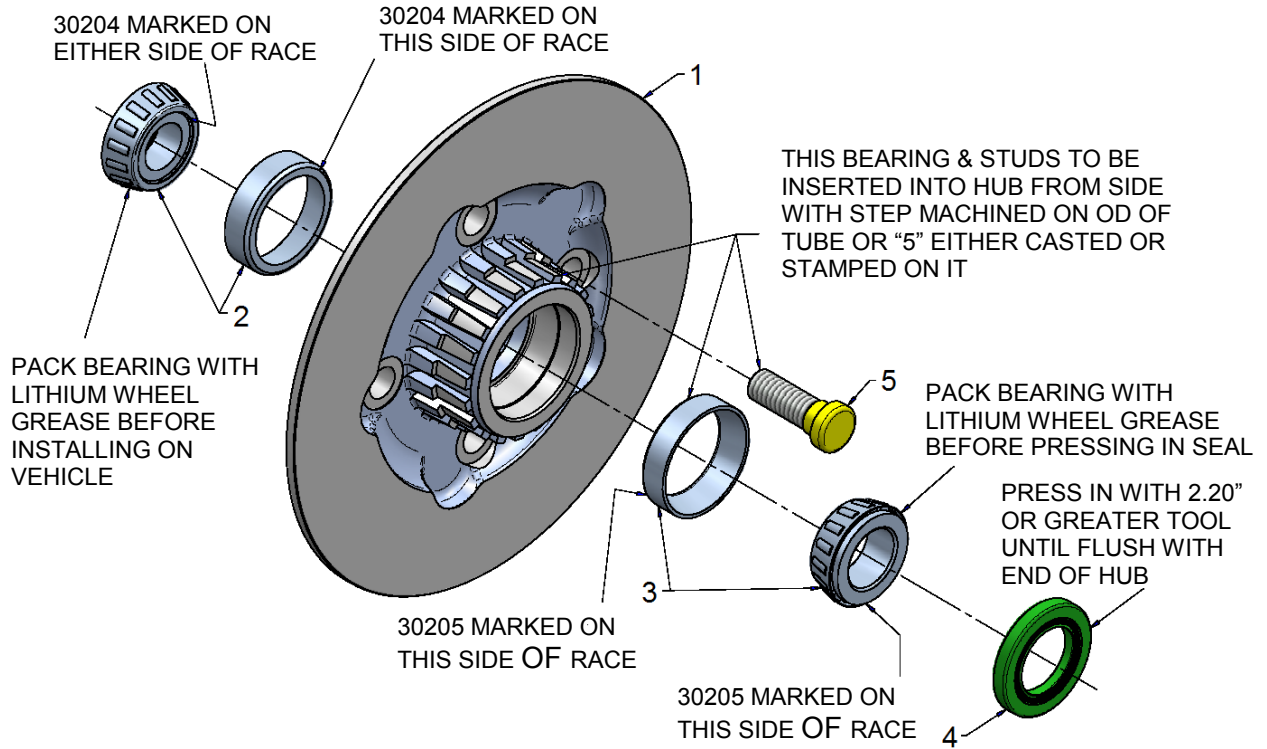
NOTES:

1. TORQUE NUT TO 50 FT-LBS TO SEAT BEARINGS, THEN LOOSEN NUT AND HAND TIGHTEN, CONTINUE TO TIGHTEN NUT UNTIL COTTER PIN CAN BE INSTALLED.
INSTALL COTTER PIN AND BEND.
2. TORQUE BOLT TO 55 FT-LBS
3. TORQUE BOLT TO 45 FT-LBS
4. TORQUE BOLT TO 20 FT-LBS
5. TORQUE BOLT TO 55 FT-LBS AFTER ALIGNMENT
6. NUTS FOR RACK & PINION INCLUDED WITH BALL JOINT, TORQUE TO 35 FT-LBS

ITEM	CPC P/N	DESCRIPTION	QTY	SEATS P/N
1	*	HUB W/BEARINGS & SEAL 4H	1	467526
2	*	FRONT SUSPENSION ASSEMBLY	1	467863
3	*	HUB ASSEMBLY 4H	1	468057
4	74902-14	BRACKET. SPEEDO ISSPRO	1	514960
5	43646-79	GREASE CAP	2	709018
6	74888-04	SENSOR, SPEEDO ISSPRO	1	719499
7	2665	SCREW, 10-24X5/8 PPH	3	719584
8	520-W	PIN, 1/8X1 COTTER	2	719728
9	6655-B	WASHER, 9/16 STD	2	719808
10	7624	NUT, 10-24 GR A, NYLOCK	3	719870
11	7947-B	NUT, 5/8-18 SLOTTED HEX G2	2	719915
-	N/A	FRONT SUSPENSION W SPEED SENSOR (Includes above)	1	192551A

* SPECIAL ORDER

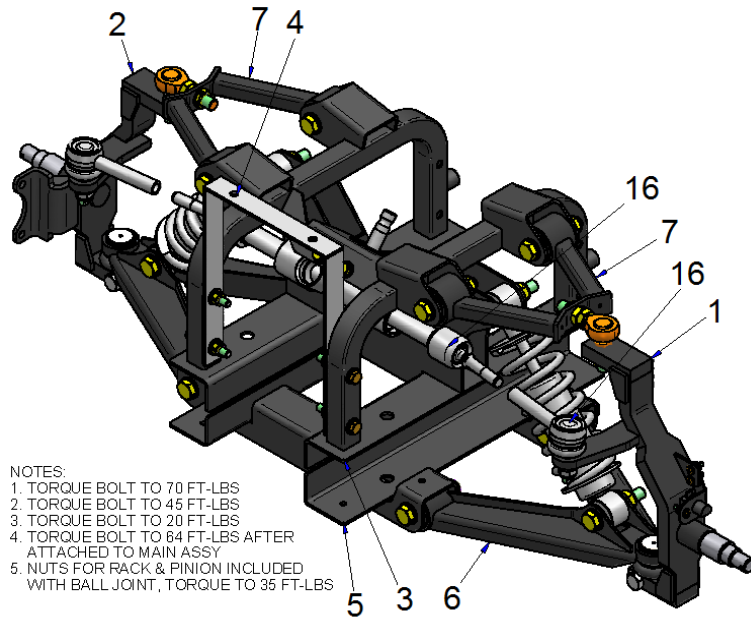
HUB ASSEMBLY W/SPEED SENSOR – P5



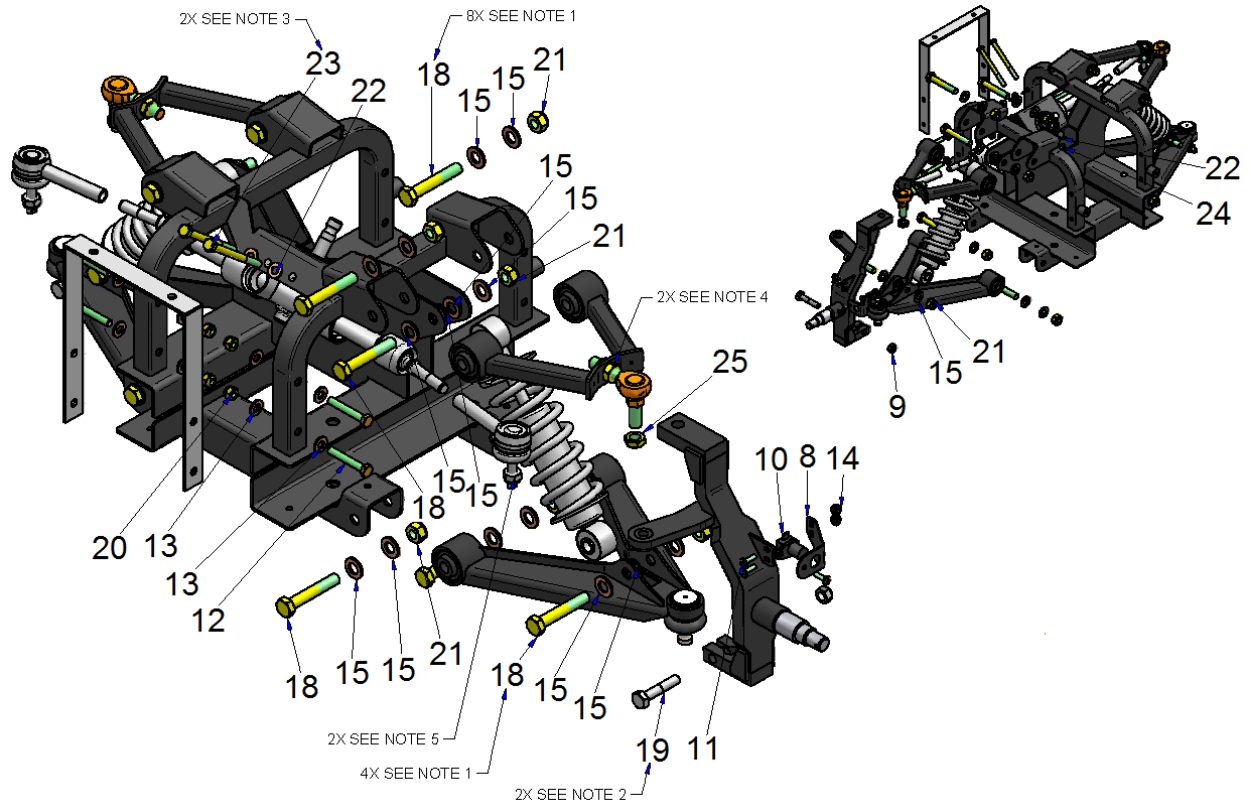
ITEM	CPC P/N	DESCRIPTION	QTY	SEATS P/N
1	*	HUB/DISC 4 HOLE	1	759867
2	83038-07	TAPERED RLR BEARING, 20MM ID (30204)	1	759844
3	83039-07	TAPERED RLR BEARING, 25MM ID (32005X)	1	759843
4	12030	SEAL, OIL	1	709017
5	41199	WHEEL BOLT, 1/2-20 X 1-1/2 G5 YELLOW	4	719655
6	41033-08	HUB ASSEMBLY, SPEED SENSOR	1	467763

ONLY AVAILABLE AS ITEM 6

FRONT SUSPENSION ASSEMBLY W/SPEED SENSOR – P5



- NOTES:
1. TORQUE BOLT TO 70 FT-LBS
 2. TORQUE BOLT TO 45 FT-LBS
 3. TORQUE BOLT TO 20 FT-LBS
 4. TORQUE BOLT TO 64 FT-LBS AFTER ATTACHED TO MAIN ASSY
 5. NUTS FOR RACK & PINION INCLUDED WITH BALL JOINT, TORQUE TO 35 FT-LBS



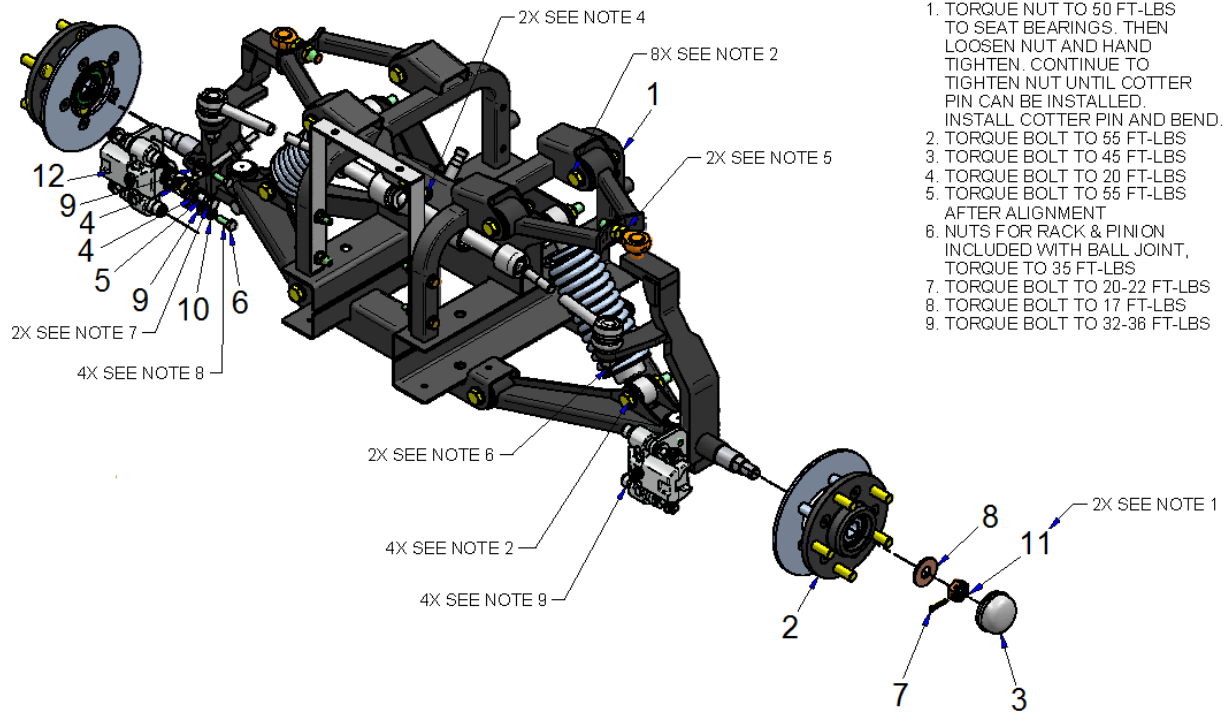
FRONT SUSPENSION ASSEMBLY W/SPEED SENSOR – P5 (Cont.)

ITEM	CPC P/N	DESCRIPTION	QTY	SEATS P/N
1	56840-13	STEERING SPINDLE LH, E-COAT	1	311128EC
2	56841-13	STEERING SPINDLE, RH, E-COAT	1	311129EC
3	54117-14	FRONT SUSPENSION MODULE EP	1	311142EC
4	54107-14	FRONT BODY SUPPORT	1	311314
5	54118-14	FRONT SUSPENSION MODULE, LOWER EC	1	311565EC
6	56909-13	ASM, LOWER A-ARM	2	467883
7	56912-13	ASM, UPPER A-ARM	2	467884
8	74902-14	BRACKET, SPEED SENSOR	1	514960
9	7541	NUT, 10MM, DIN 985 NYLOK	2	708749
10	74888-04	SENSOR, SPEEDO, ISSPRO	1	719499
11	2665	SCREW, 10-24 X 5/8 PHILLIPS PHM	3	719584
12	2667	SCREW, 5/16-18 X 2, HHCS, G5, YWZC 150	4	719585
13	6702-B	WASHER,5/16,SAE,F/W,BLK MAX	8	719810
14	7624	NUT, 10-24 GA A NM NYLOCK	3	719870
15	6004	FLAT WASHER - M12, DIN 125A, YZ	30	760670
16	56842-13	STEERING RACK	1	760802
17**	54104-13	SHOCK, COIL OVER	2	760809
18	4013	SCREW, M12-1.5X70MM HHCS C8.8	12	760930
19	*	SCREW, M10-1.25X50MM HHCS	2	781473
20	19148-13	NUT, 5/16-18, L/N, NYLOK, NE, G5, YWZC	4	782086
21	7532	NUT, M12-1.50, L/N, NYLOK, C8, YWZC	12	782092
22	6451	FLAT WASHER - M8, DIN 125, YWZC	4	782096
23	4014	SCREW,M8-1.25X90MM,DIN 931,CLASS 10.9,YWZC	2	782097
24	7533	NUT,M8-1.25,L/N,NYLOCK,YWZC	2	782098
25	7535	NUT, 1/2-20 L/N JAM NYL NTE G2	2	782171
-	N/A	FRONT SUSPENSION ASSEMBLY W/SPEED SENSOR (Includes above)	1	467929

* SPECIAL ORDER

** NOT SHOWN

FRONT SUSPENSION 2" LIFT W/BRAKE – P5

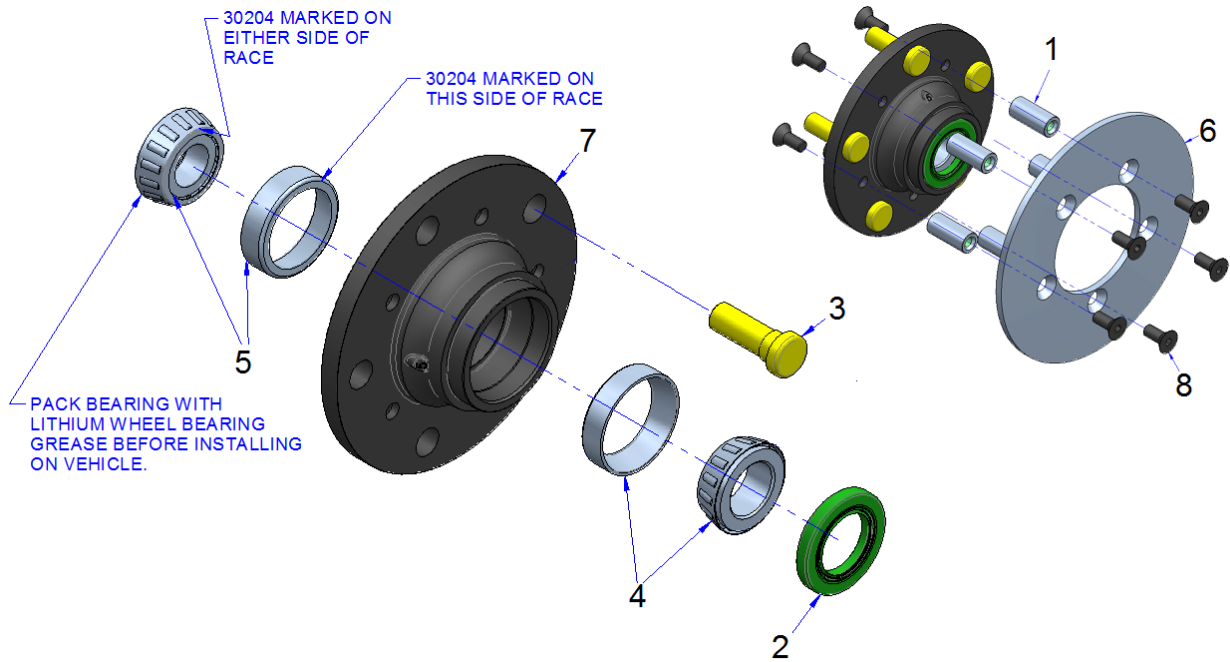


- NOTES:
1. TORQUE NUT TO 50 FT-LBS TO SEAT BEARINGS. THEN LOOSEN NUT AND HAND TIGHTEN. CONTINUE TO TIGHTEN NUT UNTIL COTTER PIN CAN BE INSTALLED. INSTALL COTTER PIN AND BEND.
 2. TORQUE BOLT TO 55 FT-LBS
 3. TORQUE BOLT TO 45 FT-LBS
 4. TORQUE BOLT TO 20 FT-LBS
 5. TORQUE BOLT TO 55 FT-LBS AFTER ALIGNMENT
 6. NUTS FOR RACK & PINION INCLUDED WITH BALL JOINT, TORQUE TO 35 FT-LBS
 7. TORQUE BOLT TO 20-22 FT-LBS
 8. TORQUE BOLT TO 17 FT-LBS
 9. TORQUE BOLT TO 32-36 FT-LBS

ITEM	CPC P/N	DESCRIPTION	QTY	SEATS P/N
1	54110-14	FRONT SUSPENSION ASSEMBLY 2" LIFT	1	468822
2	40926-14	ASSEMBLY, HUB, OFFSET DISC 5H	2	468826
3	43646-79	GREASE CAP 1.985 DIA.	2	709018
4	41742-96	GASKET-BRAKE FITTING, COPPER	4	709387
5	41873-04	BOLT, BANJO, M10-1.25X20MM	2	719423
6	3439	BOLT, M8-1.25X20, 8.8 GRADE	4	719619
7	520-W	PIN, 1/8X1 COTTER	2	719728
8	6655-B	WASHER, 9/16 STD	2	719808
9	6702-B	WASHER, 5/16	4	719810
10	7014-B	WASHER, 5/16 REG-SPRG LOCK	4	719838
11	7947-B	NUT, 5/8-18 SLOTTED HEX G2	2	719915
12	44013-15	BRAKE CALIPER, FRONT, RAZORBACK (See Note)	2	761212
-	N/A	FRONT SUSPENSION 2" LIFT W/BRAKE (Includes above with Item 1)	1	192700A

NOTE: Brake pad for this caliper is P/N 44014-15

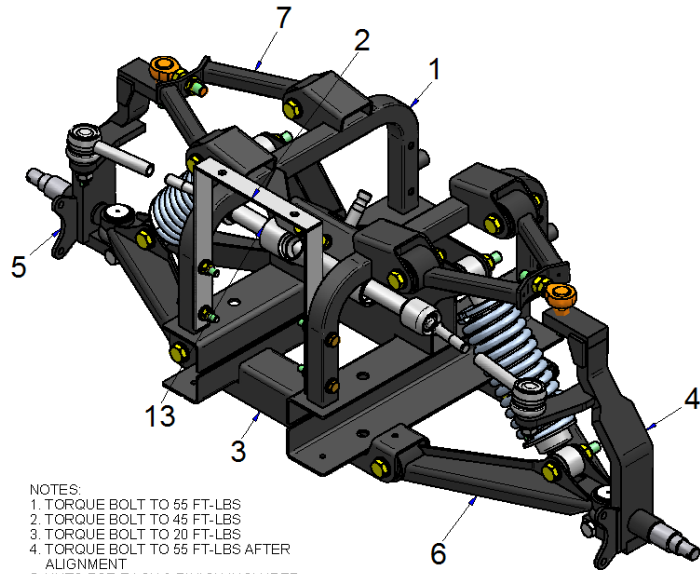
HUB ASSEMBLY OFFSET DISC, 5H – P5



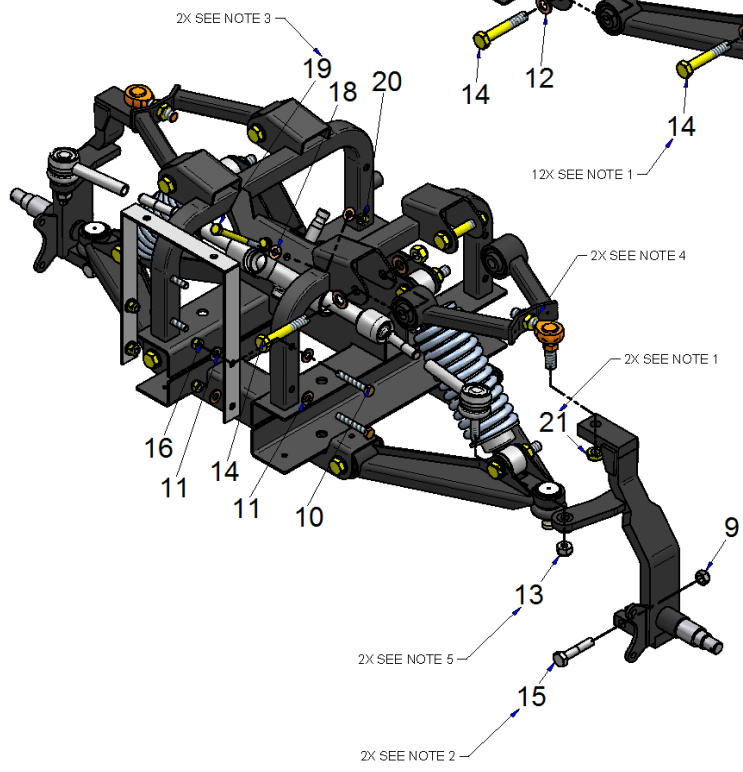
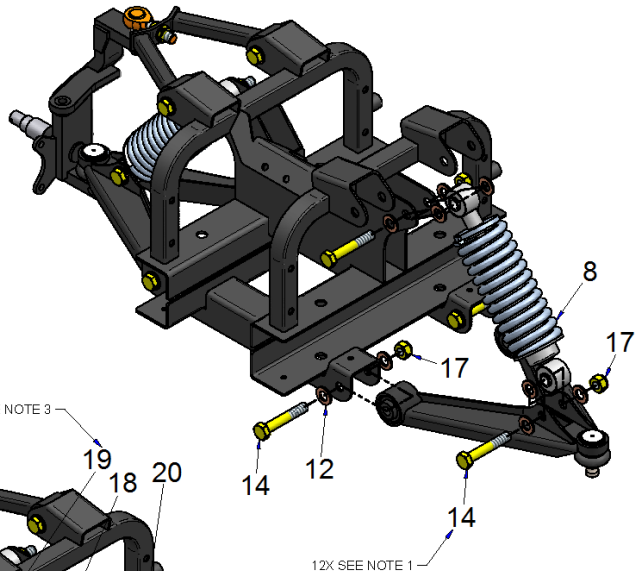
ITEM	CPC P/N	DESCRIPTION	QTY	SEATS P/N
1	40927-14	BRAKE DISC SPACER	5	515762PL
2	12030	SEAL, OIL	1	709017
3	41199	WHEEL BOLT, 1/2-20 X 1-1/2 G5 YELLOW	5	719655
4	83039-07	TAPERED RLR BEARING, 25MM ID (32005X)	1	759843
5	83038-07	TAPERED RLR BEARING, 20MM ID (30204)	1	759844
6	40928-14	DISC BRAKE 6.75 OD, 5H	1	761068
7	*	OFFSET DISC HUB, 5H	1	761069
8	4027	SCREW, 5/16-18X3/4, FCS, NYLX, OXIDE	10	782192
-	40926-14	OFFSET DISC HUB ASSEMBLY (Includes above)	1	468826

* SPECIAL ORDER

FRONT SUSPENSION 2" LIFT ASSEMBLY – P5



- NOTES:
 1. TORQUE BOLT TO 55 FT-LBS
 2. TORQUE BOLT TO 45 FT-LBS
 3. TORQUE BOLT TO 20 FT-LBS
 4. TORQUE BOLT TO 55 FT-LBS AFTER ALIGNMENT
 5. NUTS FOR RACK & PINION INCLUDED WITH BALL JOINT, TORQUE TO 35 FT-LBS

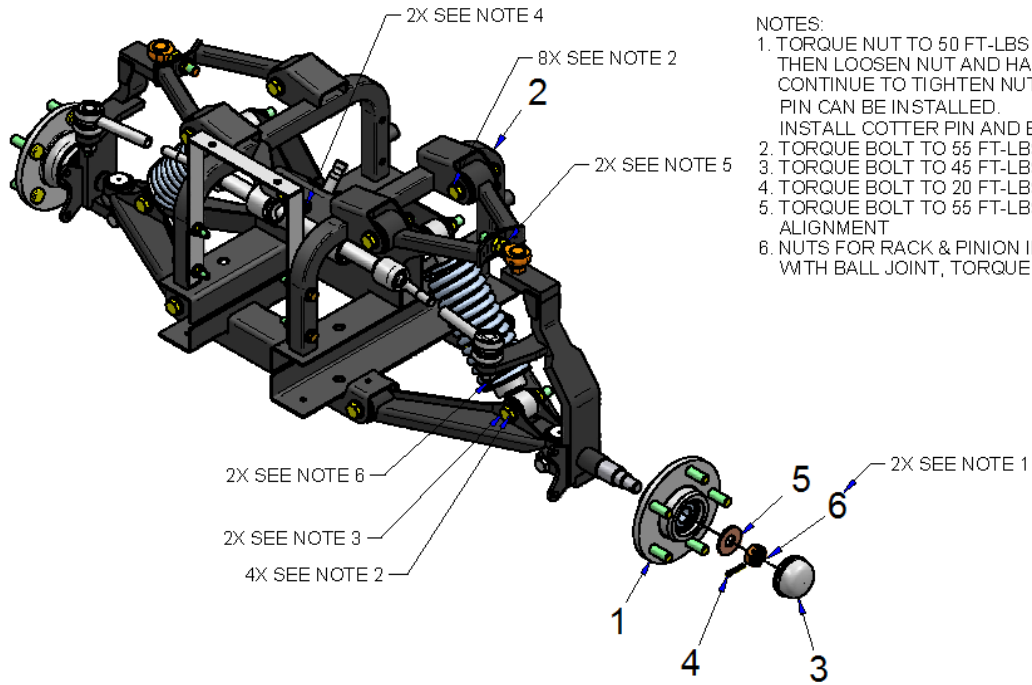


FRONT SUSPENSION 2" LIFT ASSEMBLY – P5 Cont.

ITEM	CPC P/N	DESCRIPTION	QTY	SEATS P/N
1	54117-14	FRONT SUSP MODULE, UPPER, EC	1	311142EC
2	54107-14	FRONT BODY SUPPORT	1	311314
3	54118-14	FRONT SUSP MODULE, LOWER, EC	1	311565EC
4	54121-14	SPINDLE 2" LIFT HYD BRAKE E-COAT LH	1	312192EC
5	54122-14	SPINDLE 2" LIFT HYD BRAKE E-COAT RH	1	312193EC
6	56909-13	ASM, LOWER A-ARM	2	467883
7	56912-13	ASM, UPPER A-ARM	2	467884
8	*	SHOCK SPRING ASSEMBLY	2	468037
9	7541	NUT, 10MM, DIN 985, NYLOCK	2	708749
10	2667	SCREW, 5/16-18 X 2, HHCS, G5, YWZC 150	4	719585
11	6702-B	WASHER, 5/16, SAE,FW,BLK MAX	8	719810
12	6004	FLAT WASHER - M12, DIN 125A, YZ	30	760670
13	56842-13	STEERING RACK	1	760802
14	4013	SCR, M12-1.5 X 70MM, HHCS, C8.8, YWZC	12	760930
15	*	SCREW, M10X1.25X50MM HHCS	2	781473
16	19148-13	NUT, 5/16-18, L/N, NYLOK, NE, G5, YWZC	4	782086
17	7532	NUT, M12-1.50, L/N, NYLOK, C8, YWZC	12	782092
18	6451	FLAT WASHER - M8, DIN 125, YWZC	4	782096
19	4014	SCREW, M8-1.25X90MM,DIN 931,CLASS 10.9,YWZC	2	782097
20	7533	NUT, M8-1.25,L/N,NYLOCK,YWZC	2	782098
21	7535	NUT, 1/2X20 L/N JAM NYL NTE G2	2	782171
-	54110-14	FRONT SUSPENSION 2" LIFT (Includes above)		468822

* SPECIAL ORDER

FRONT SUSPENSION 2" LIFT, NO BRAKES 5H – P5

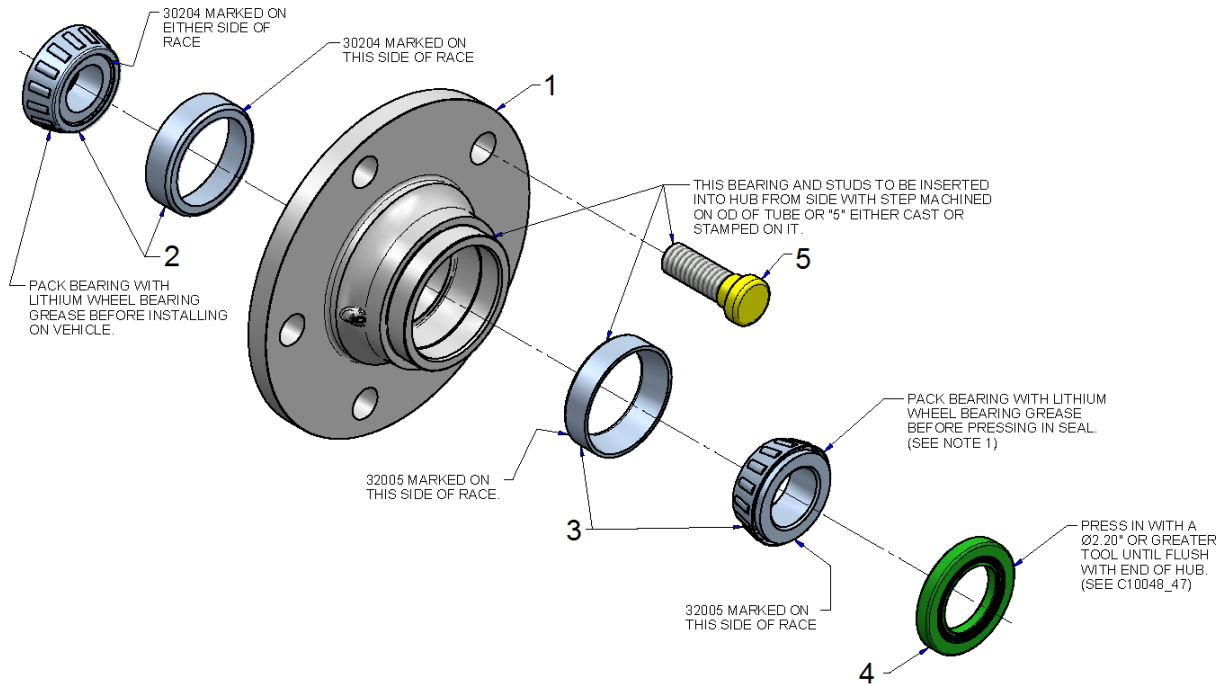


- NOTES:
1. TORQUE NUT TO 50 FT-LBS TO SEAT BEARINGS. THEN LOOSEN NUT AND HAND TIGHTEN. CONTINUE TO TIGHTEN NUT UNTIL COTTER PIN CAN BE INSTALLED. INSTALL COTTER PIN AND BEND.
 2. TORQUE BOLT TO 55 FT-LBS
 3. TORQUE BOLT TO 45 FT-LBS
 4. TORQUE BOLT TO 20 FT-LBS
 5. TORQUE BOLT TO 55 FT-LBS AFTER ALIGNMENT
 6. NUTS FOR RACK & PINION INCLUDED WITH BALL JOINT, TORQUE TO 35 FT-LBS

ITEM	CPC P/N	DESCRIPTION	QTY	SEATS P/N
1	*	HUB W/BEARING & SEAL, 5.63 FLANGE 5H	2	467499
2	54110-14	FRONT SUSPENSION ASSEMBLY 2" LIFT	1	468822
3	43646-79	GREASE CAP 1.985 DIA.	2	709018
4	520-W	PIN, 1/8X1 COTTER	2	719728
5	6655-B	WASHER, 9/16 STD	2	719808
6	7947-B	NUT, 5/8-18 SLOTTED HEX G2	2	719915
-	N/A	FRONT SUSPENSION 2" LIFT NO BRAKE 5 H (Includes above)	1	192780A

* SPECIAL ORDER

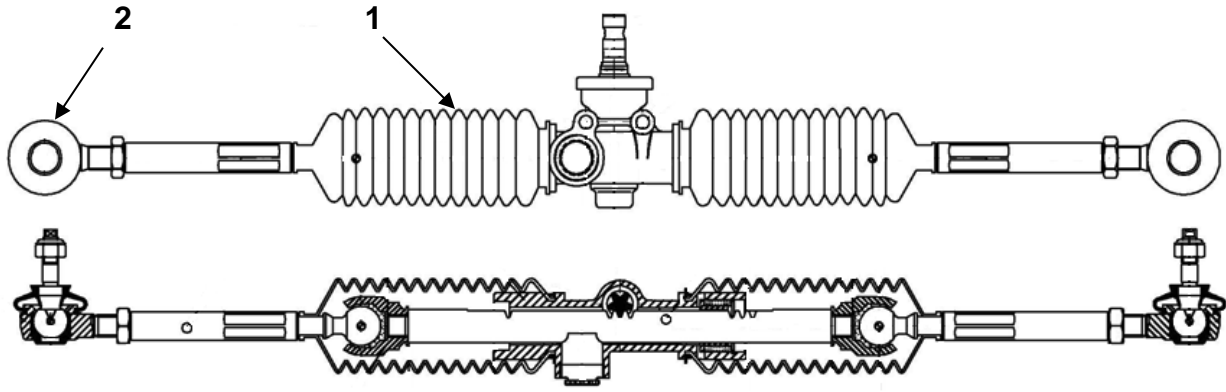
HUB/DISC W/BEARINGS & SEAL, 5.63 OD 5H –



ITEM	CPC P/N	DESCRIPTION	QTY	SEATS P/N
1	*	WHEEL HUB, 5.63 OD	1	759868
2	83038-07	TAPERED RLR BEARING, 20MM ID (30204)	1	759844
3	83039-07	TAPERED RLR BEARING, 25MM ID (32005X)	1	759843
4	12030	SEAL, OIL	1	709017
5	41199	WHEEL BOLT, 1/2-20 X 1-1/2 G5 YELLOW	5	719655
6	43483-07	ASSY, HUB/DISC W/BEARING & SEAL, 5.63 OD	1	467761

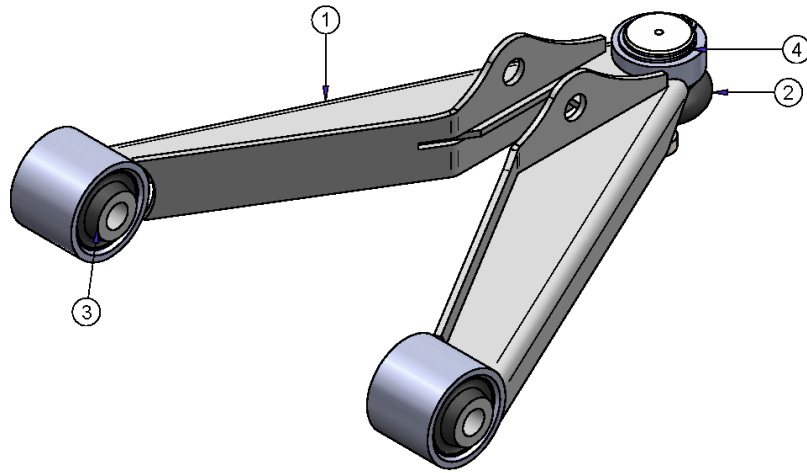
ONLY AVAILABLE AS ITEM 6

STEERING RACK – P5
P/N 56842-13



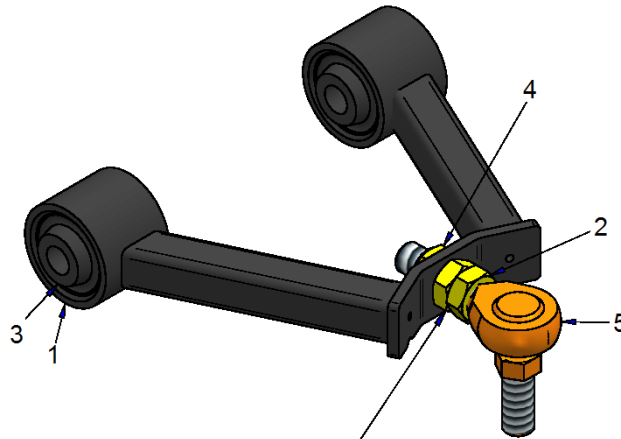
ITEM	CPC P/N	DESCRIPTION	QTY	SEATS P/N
1	56913-13	STEERING RACK BELLOWS	1	760819
2	56914-13	STEERING RACK , TIE ROD END	1	760820
3	56842-13	STEERING RACK COMPLETE (Includes Items 1 & 2)	1	760802

LOWER A-ARM ASSEMBLY – P5



ITEM	CPC P/N	DESCRIPTION	QTY	SEATS P/N
1	56901-13	LOWER A-ARM E-COAT	1	311122EC
2	56906-13	BALL JOINT	1	760795
3	56907-13	BUSHING, A-ARM	2	760800
4	46908-13	R-RING, 1-1/8"PHOS	1	782099
-	56909-13	LOWER A-ARM ASSEMBLY (Includes above)	1	467883

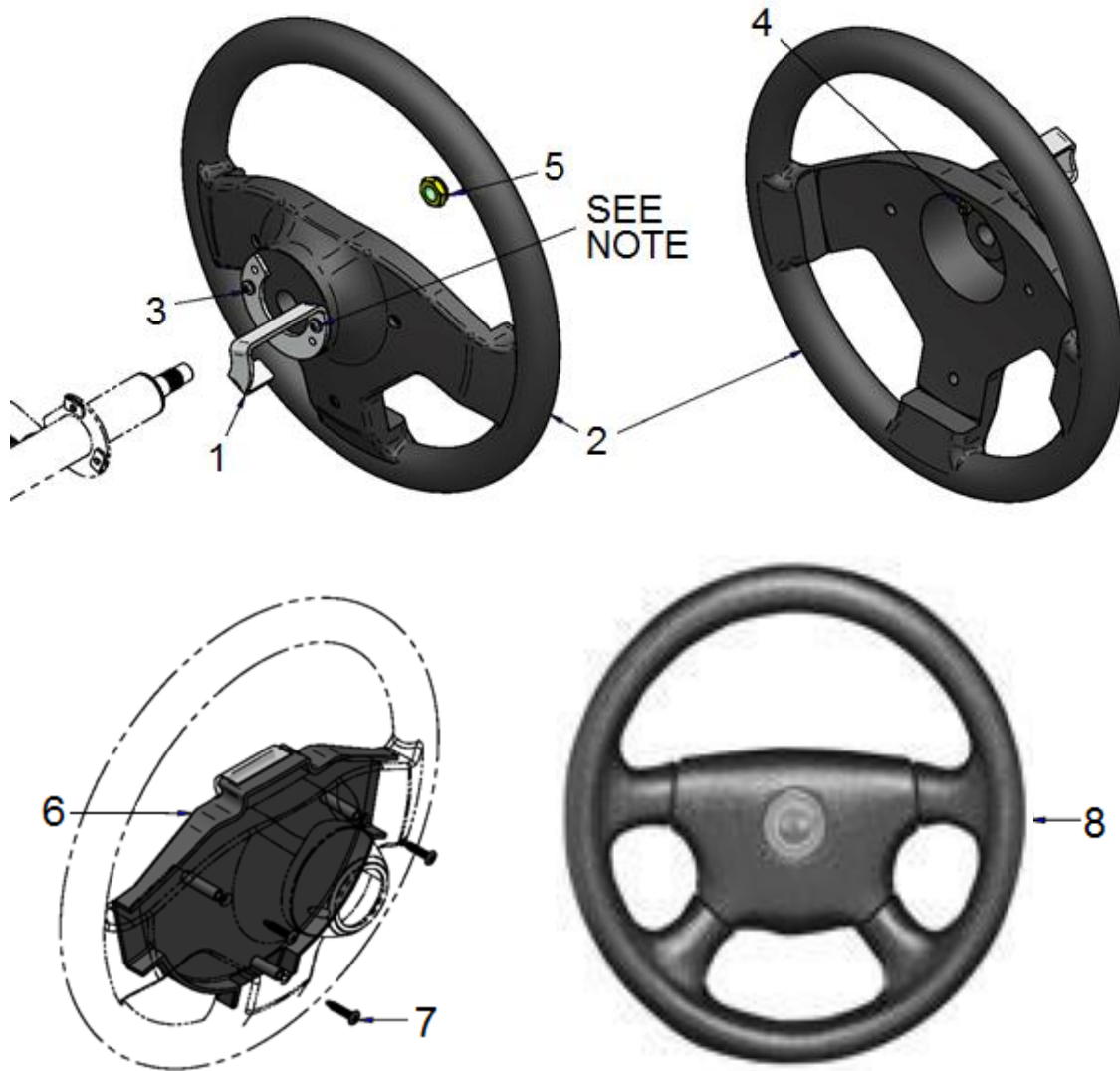
UPPER A-ARM ASSEMBLY – P5



NOT TO BE TORQUED UNTIL AFTER
ATTACHED TO MAIN ASSEMBLY

ITEM	CPC P/N	DESCRIPTION	QTY	SEATS P/N
1	5690-13	UPPER A-ARM E-COAT	1	311123EC
2	7644	NUT, 1/2-20 GR 2 HEX JAM	2	719873
3	56907-13	BUSHING, A-ARM	2	760800
4	7535	NUT, 1/2-20, NTE, GR2, NYLON JAM 96YZ	1	782171
5	45996-14	TIE ROD END ASSEMBLY, 1/2-20 RH THD	1	782361
-	56912-13	UPPER A-ARM ASSEMBLY (Includes above)	1	467884

STEERING WHEEL – P5

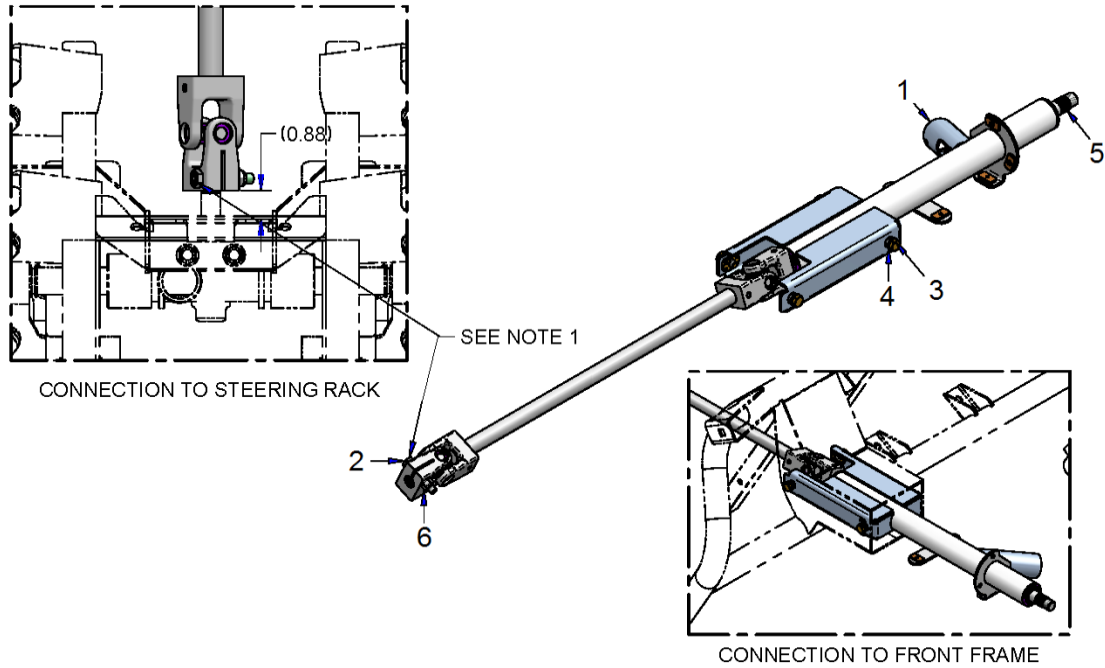


ITEM	CPC P/N	DESCRIPTION	QTY	SI P/N
1	56917-14	TURN SIGNAL CANCEL BRACKET	1	514924
2	57069-84	STEERING WHEEL SPORT	1	709056
3	2595	SCREW, 10-24 X 1 PH, MS, ZC	2	719567
4	7624	NUT, 10-24 GRA NYLOCK	2	719870
5	7995	NUT, 5/16-18 GRA NYLOCK JAMB	1	719919
6	57089-99	SCORECARD HOLDER	1	709043
7	2641	SCREW, #10 X 1 PPH TAPPING	3	729263
8	57079-03	STEERING WHEEL, COMFORT, BLK	1	719312
9	56918-14	SPORT STEERING WHEEL ASM (Includes Items 1 - 4)	1	467911
10	56919-14	COMFORT STEERING WHEEL ASM (Includes Items 1, 3, 4, 8)	1	467912
11*	57011-03	STEERING WHEEL, CENTER BLACK	1	719327
12*	64214-03	STEERING WHEEL, CENTER WOODGRAIN	1	719310

* NOT SHOWN

NOTE: Use top right and bottom left holes with sport steering wheel (when looking at the bracket). Comfort wheel is opposite.

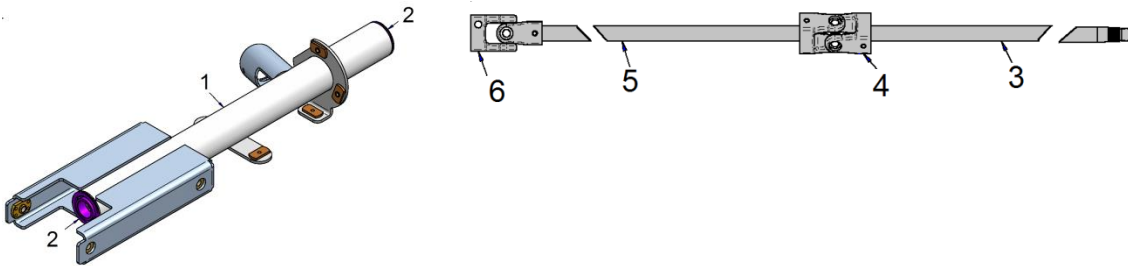
NON-LOCKABLE STEERING COLUMN – P5



ITEM	CPC P/N	DESCRIPTION	QTY	SEATS P/N
1	56921-14	SHORT STEERING COLUMN ASSEMBLY		467868
2	3925	SCREW, 5/16-18 X 1 3/4 HHCS,G5	1	708746
3	3987-BS	SCREW, 5/16-18 X 3/4 HHC, GRD-8, YLW	4	719642
4	7041-B	WASHER, 5/16, REG SPRG LOCK	4	719838
5	56916-13	STEERING SHAFT ASSEMBLY	1	760801
6	57112-11	5/16-18 GR 8 NYLON LOCK NUT	1	781120
-	N/A	NON-LOCKING STEERING COLUMN (Includes above)	1	192506A

NOTE: Torque bolt to 25 ft lbs (+/- 3) after installation to main assembly

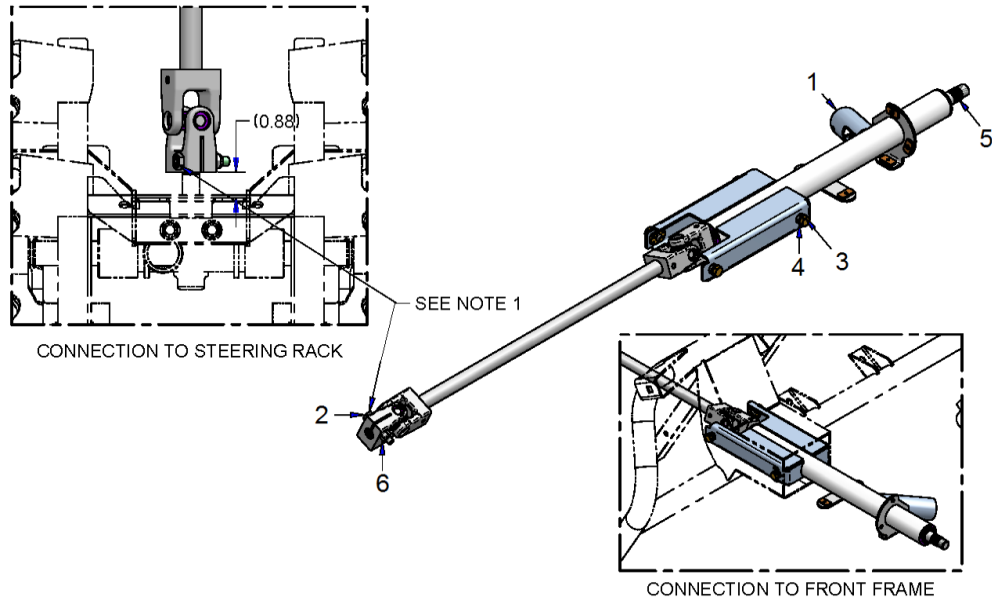
NON-LOCKABLE STEERING SUBASSEMBLIES – P5



ITEM	CPC P/N	DESCRIPTION	QTY	SEATS P/N
1	*	SHORT STEERING COLUMN	1	311143EC
2	9029	BALL BEARING 0.75" ID	2	709023
3	*	SHAFT, OUTBOARD	1	760805
4	57108-08	YOKE ASSEMBLY, WELD+WELD	1	759917
5	*	SHAFT, INTERMEDIATE	1	760804
6	57109-08	YOKE ASSEMBLY, BOLT+WELD (See SB10-009C)	1	759918
	56921-14	SHORT STEERING COLUMN ASSEMBLY (Includes 1 & 2)		467868
-	56916-13	STEERING SHAFT ASSEMBLY (Includes 3 – 6)	1	760801

* SPECIAL ORDER

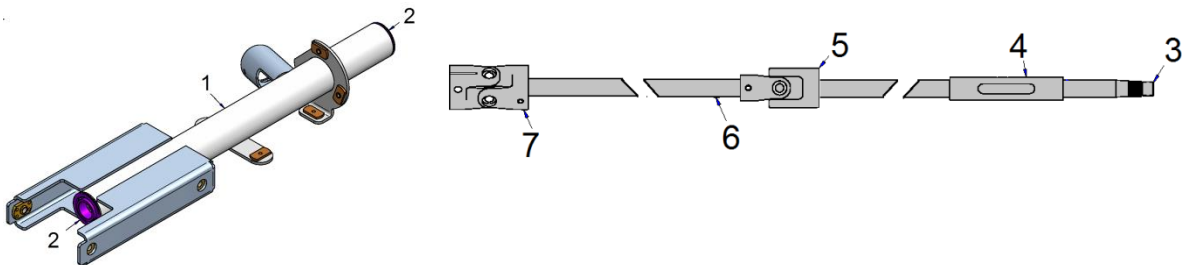
LOCKABLE STEERING COLUMN – P5



ITEM	CPC P/N	DESCRIPTION	QTY	SEATS P/N
1	56921-14	SHORT STEERING COLUMN ASSEMBLY		467882
2	3925	SCREW, 5/16-18 X 1 3/4 HHCS,G5	1	708746
3	3987-BS	SCREW, 5/16-18 X 3/4 HHC, GRD-8, YLW	4	719642
4	7041-B	WASHER, 5/16, REG SPRG LOCK	4	719838
5	56916-13	STEERING SHAFT ASSEMBLY	1	760801
6	57112-11	5/16-18 GR 8 NYLON LOCK NUT	1	781120
-	N/A	LOCKING STEERING COLUMN (Includes above)	1	192536A

* SPECIAL ORDER NOTE: Torque bolt to 25 ft lbs (+/- 3) after installation to main assembly.

LOCKABLE STEERING SUBASSEMBLIES – P5

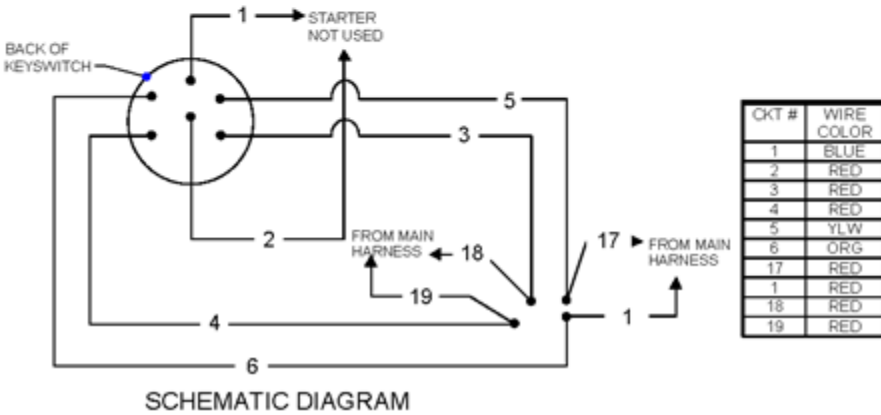
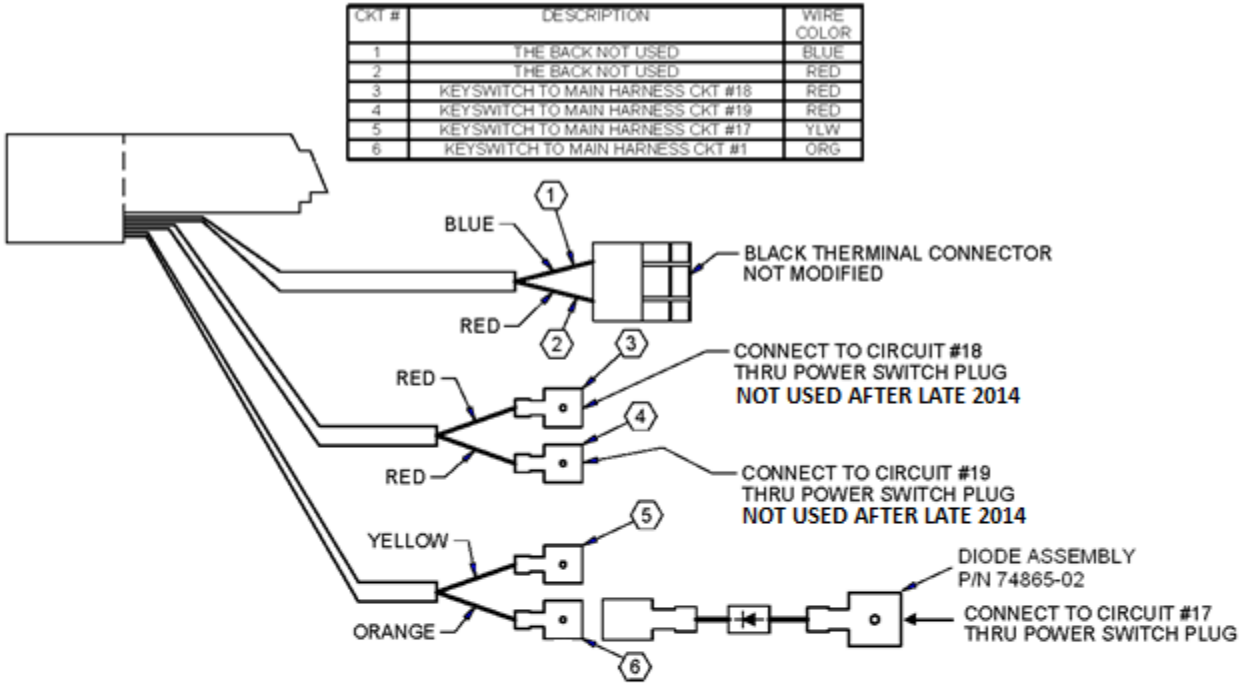


ITEM	CPC P/N	DESCRIPTION	QTY	SEATS P/N
1	*	SHORT STEERING COLUMN	1	311143EC
2	9029	BALL BEARING 0.75" ID	2	709023
3	*	SHAFT, OUTBOARD	1	760805
4	*	SHAFT TUBE	1	760602
5	57108-08	YOKE ASSEMBLY, WELD+WELD	1	759917
6	*	SHAFT, INTERMEDIATE	1	760804
7	57109-08	YOKE ASSEMBLY, BOLT+WELD (See SB10-009C)	1	759918
-	*	SHORT STEERING COLUMN ASSEMBLY (Includes 1 & 2)		467882
-	56920-14	STEERING SHAFT ASSEMBLY (Includes 3 – 7)	1	311196

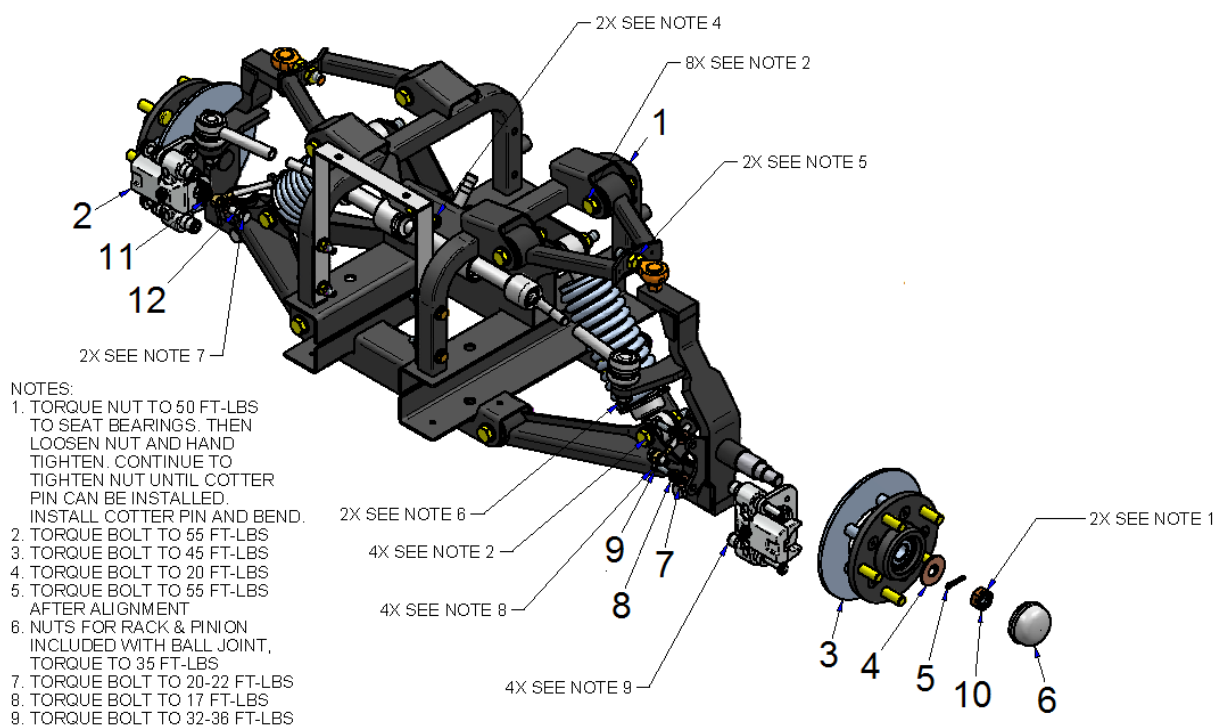
* SPECIAL ORDER

LOCK STEERING KEYSWITCH ASSEMBLY – P5 P/N 56910-10

NOTE: Keyswitch assembly does not include diode assembly



FRONT SUSPENSION W/OFFSET BRAKES – P5

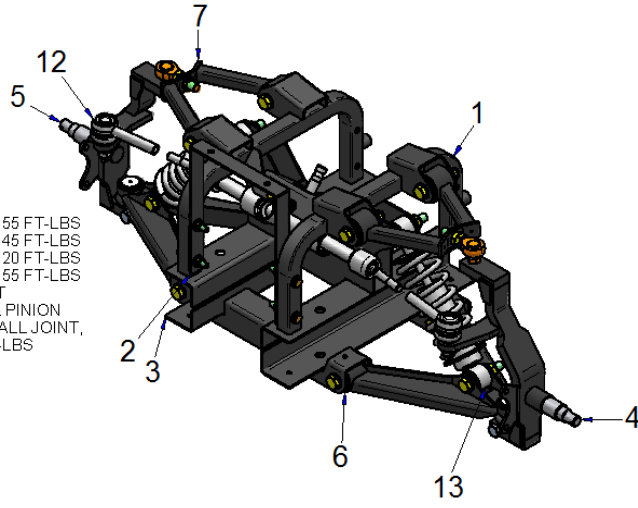


ITEM	CPC P/N	DESCRIPTION	QTY	SEATS P/N
1	*	FRONT SUSPENSION ASSEMBLY	1	468066
2	44013-15	BRAKE CALIPER, FRONT, RAZORBACK ORG (See Note)	2	761212
3	40926-14	HUB, OFFSET DISC ASSEMBLY, 5H	2	468826
4	6655-B	WASHER FLT STEEL 9/16 STD UNHARDEN BLK	2	719808
5	520-W	PIN, COTTER 1/8 X 1 YELLOW/ZINC	2	719728
6	43646-79	HUB GREASE CAP	2	709018
7	6702-B	WASHER, 5/16, SAE,F/W,BLK MAX	4	719810
8	7041-B	WASHER, 5/16, REG-SPRG LOCK,BLK MAX	4	719838
9	3439	BOLT, M8 X 1.25 X 20 8.8 GRADE	4	719619
10	7947-B	NUT, 5/8-18 GR 2 SLOTTED HEX BLK MAX	2	719915
11	41742-96	GASKET-BRAKE FITTING COPPER	4	709387
12	41873-04	BOLT, BANJO M10X1.25X20MM	2	719423
-	N/A	FRONT SUSPENSION W/OFFSET BRAKES (Includes above)	1	192990A

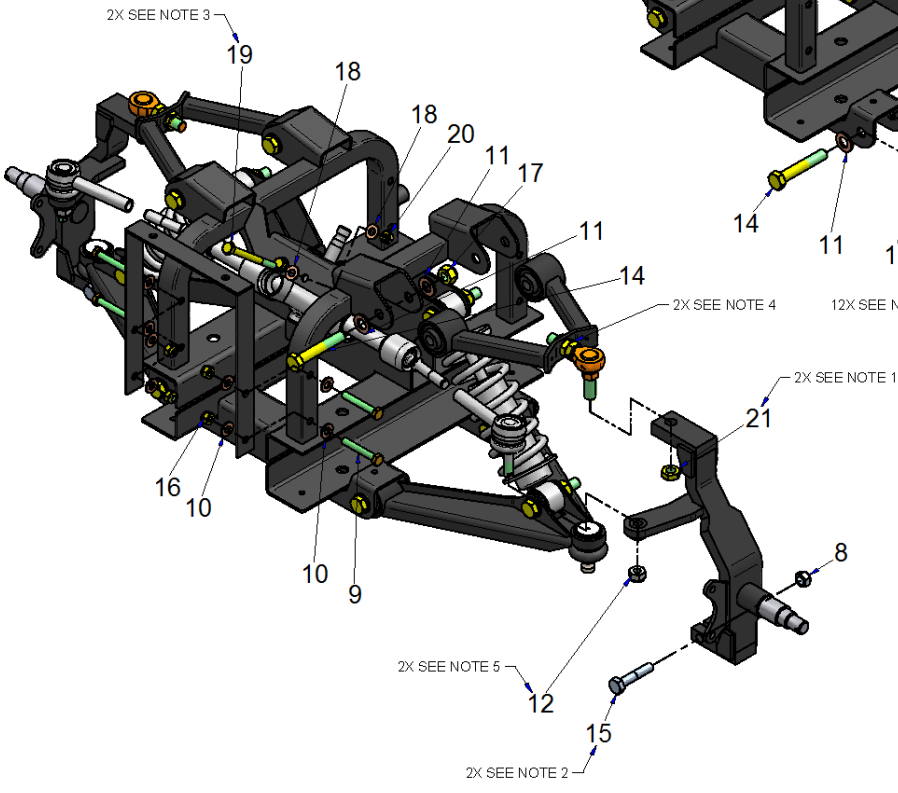
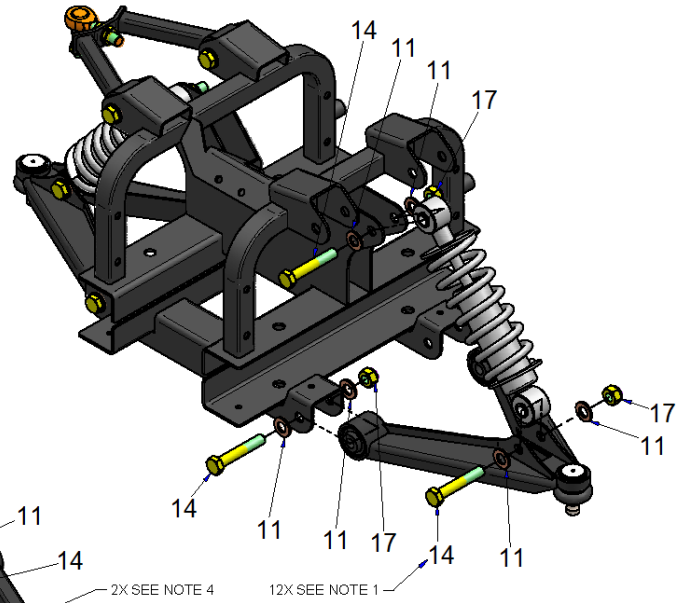
* SPECIAL ORDER

NOTE: Brake pad for this caliper is P/N 44014-15

FRONT SUSPENSION ASSEMBLY W/OFFSET BRAKES – P5



- NOTES:
 1. TORQUE BOLT TO 55 FT-LBS
 2. TORQUE BOLT TO 45 FT-LBS
 3. TORQUE BOLT TO 20 FT-LBS
 4. TORQUE BOLT TO 55 FT-LBS
 AFTER ALIGNMENT
 5. NUTS FOR RACK & PINION
 INCLUDED WITH BALL JOINT,
 TORQUE TO 35 FT-LBS

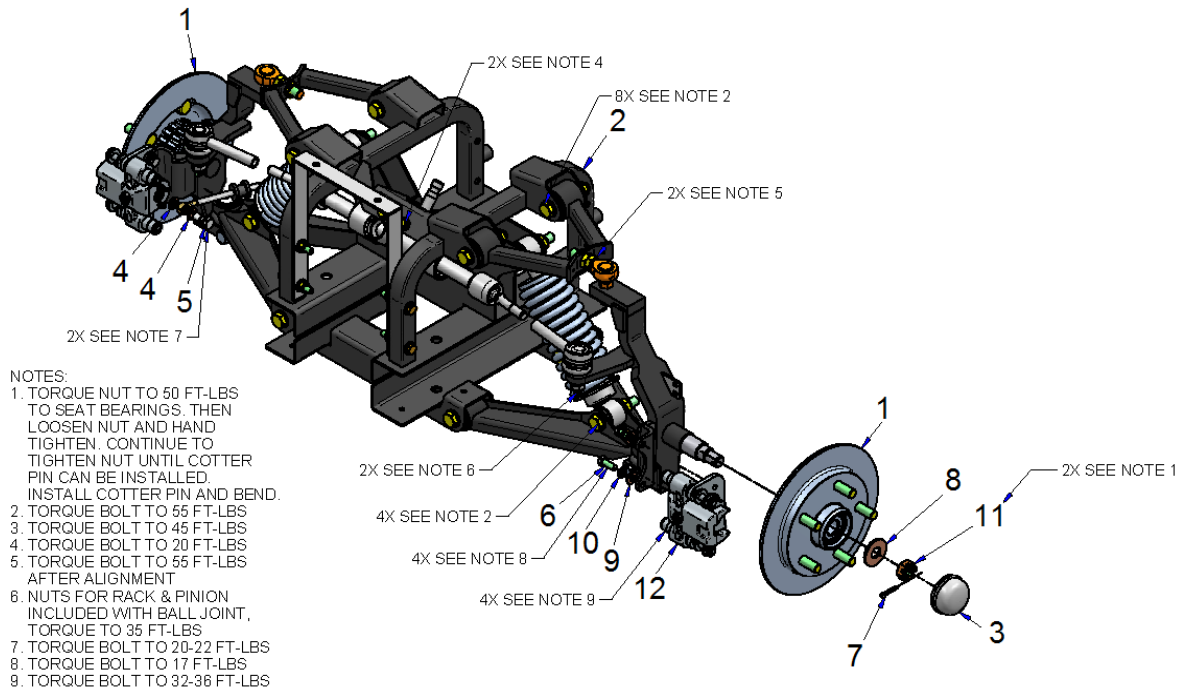


FRONT SUSPENSION ASSEMBLY W/OFFSET BRAKES – P5

ITEM	CPC P/N	DESCRIPTION	QTY	SEATS P/N
1	54117-14	FRONT SUSPENSION MODULE, UPPER	1	311142EC
2	54107-14	FRONT BODY SUPPORT	1	311314
3	54118-14	FRONT SUSPENSION MODULE, LOWER	1	311565EC
4	*	SPINDLE LHS, OFFSET BRAKE	1	312463EC
5	*	SPINDLE RHS, OFFSET BRAKE	1	312464EC
6	56909-13	ASSEMBLY LOWER A-ARM	2	467883
7	46912-13	ASSEMBLY, UPPER A-ARM	2	467884
8	7541	NUT, 10MM, DIN 985, NYLON-INSERT, LOCK	2	708749
9	2667	SCREW, 5/16-18 X 2, HHCS, G5, YWZC 150	4	719585
10	6702-B	WASHER, 5/16, SAE, F/W, BLK MAX	8	719810
11	6004	FLAT WASHER -M12, DIN 125A, YZ	24	760670
12	56842-13	STEERING RACK	1	760802
13	54104-13	SHOCK, COIL OVER	2	760809
14	4013	SCREW, M12-1.5 X 70MM, HHCS, C8.8, YWZC	12	760930
15	*	SCREW, M10X1.25X50MM, HHCS, ZC	2	781473
16	19148-13	NUT, 5/16-18, L/N, NYLOK, NE, G5, YWZC	4	782086
17	7532	NUT, M12-1.50, L/N, NYLOK, C8, YWZC	12	782092
18	6451	FLAT WASHER - M8, DIN 125, YWZC	4	782096
19	4014	SCREW, M8-1.25X90MM, DIN 931, CLASS 10.9, YWZC	2	782097
20	7533	NUT, M8-1.25, L/N, NYLOCK, YWZC	2	782098
21	7535	NUT, 1/2-20, L/N, JAM, NYL, NTE, G2, YWZC	2	782171
-	N/A	FRONT SUSPENSION ASSEMBLY (Includes above)	1	468066

* SPECIAL ORDER

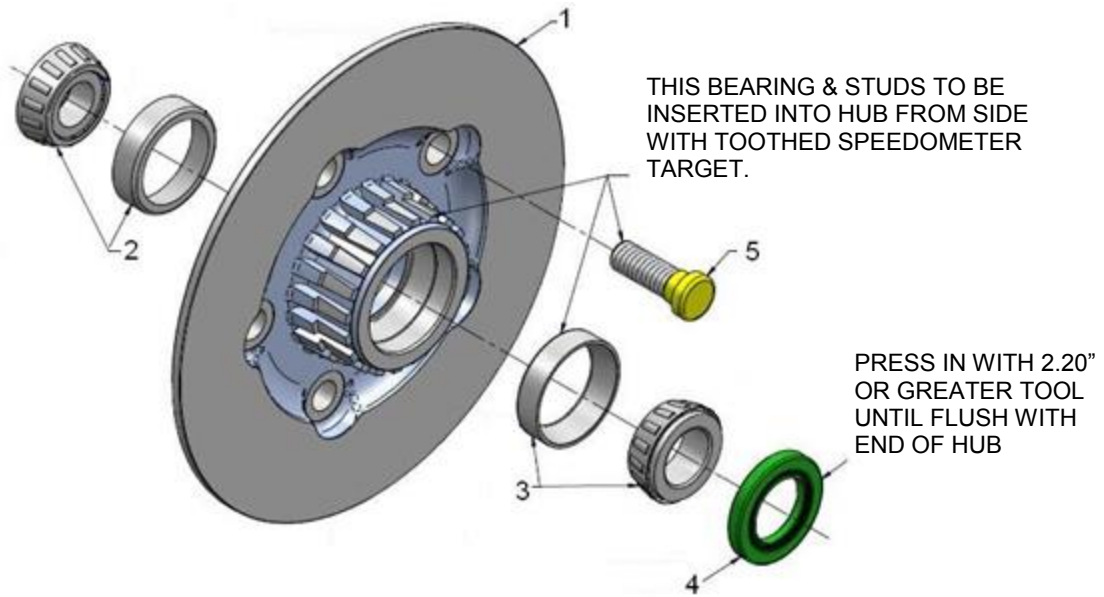
FRONT SUSPENSION W/BRAKES – P5



ITEM	CPC P/N	DESCRIPTION	QTY	SEATS P/N
1	*	HUB/DISC W/BEARINGS & SEAL 5H	2	467527
2	54109-14	FRONT SUSPENSION, BRAKE ASSEMBLY	1	468821
3	43646-79	HUB GREASE CAP	2	709018
4	41742-96	GASKET-BRAKE FITTING COPPER	4	709387
5	41873-04	BOLT, BANJO M10X1.25X20MM	2	719423
6	3439	BOLT, M8 X 1.25 X 20 8.8 GRADE	4	719619
7	520-W	PIN, COTTER 1/8 X 1 YELLOW/ZINC	2	719728
8	6655-B	WASHER FLT STEEL 9/16 STD UNHARDEN BLK	2	719808
9	6702-B	WASHER, 5/16, SAE,F/W,BLK MAX	4	719810
10	7041-B	WASHER, 5/16, REG-SPRG LOCK,BLK MAX	4	719838
11	7947-B	NUT, 5/8-18 GR 2 SLOTTED HEX BLK MAX	2	719915
12	44013-15	BRAKE CALIPER, FRONT, RAZORBACK ORG (See Note)	2	761212
-	N/A	FRONT SUSPENSION W/BRAKES (Includes above)	1	192699A

NOTE: Brake pad for this caliper is P/N 44014-15

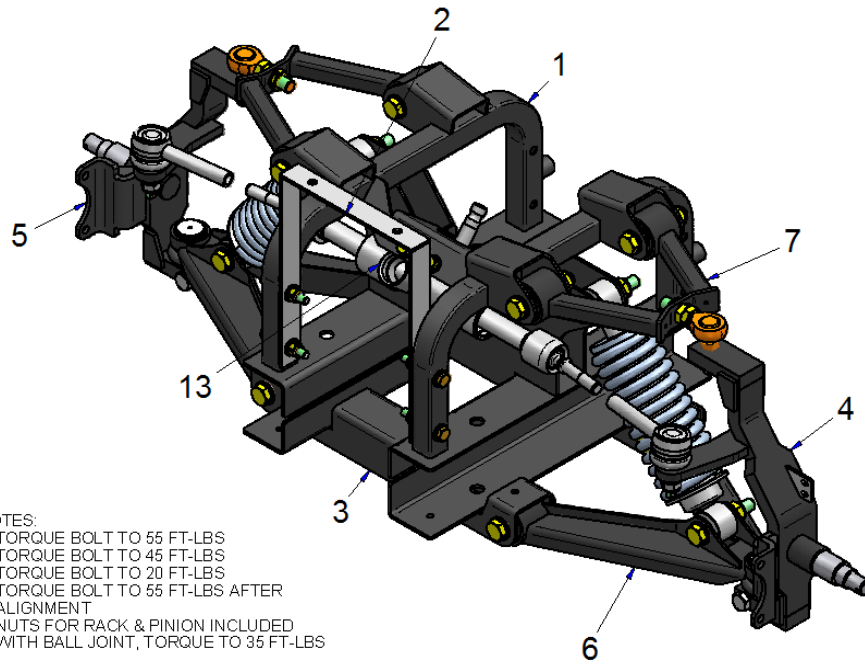
HUB/DISC W/BEARINGS & SEAL, 5 HOLE- P5



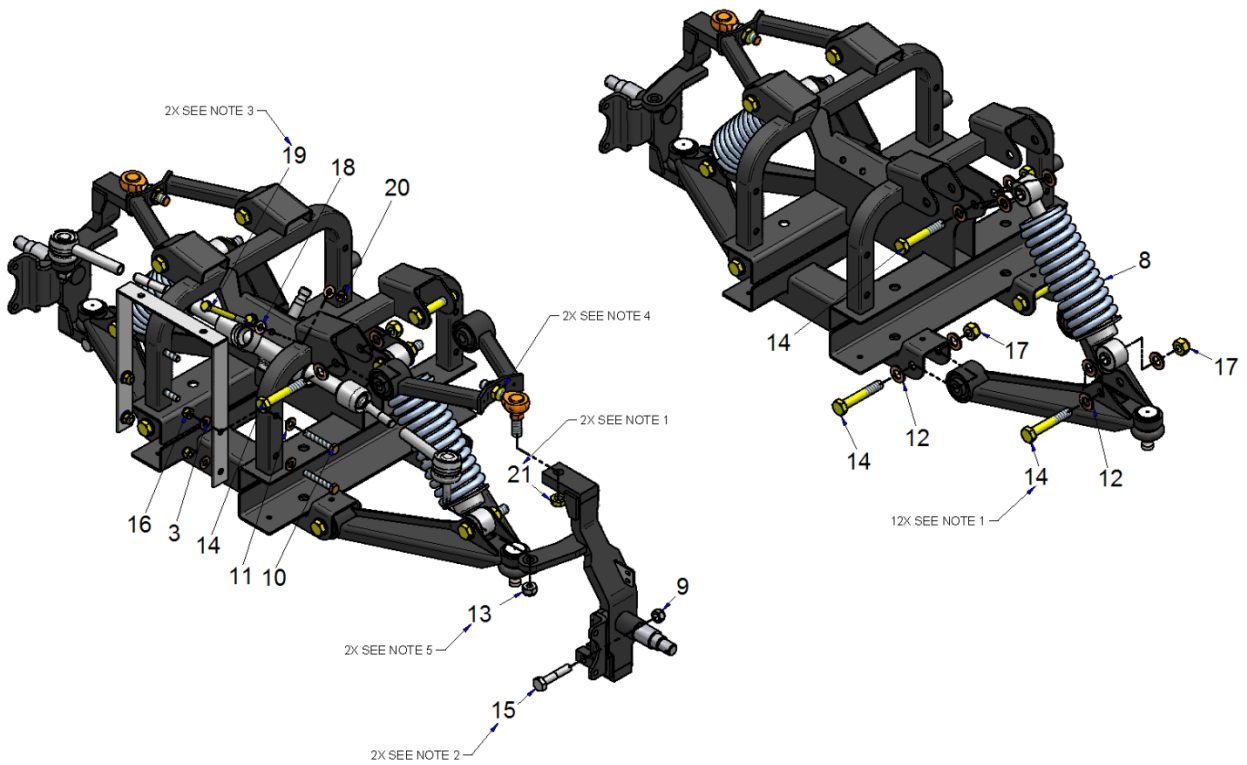
ITEM	CPC P/N	DESCRIPTION	QTY	SEATS P/N
1	*	HUB/DISC 5 HOLE	1	759865
2	83038-07	TAPERED RLR BEARING, 20MM ID (30204)	1	759844
3	83039-07	TAPERED RLR BEARING, 25MM ID (32005X)	1	759843
4	12030	SEAL, OIL	1	709017
5	41199	WHEEL BOLT, 1/2-20 X 1-1/2 G5 YELLOW	5	719655
6	41034-08	ASSY, HUB DISC, (Contains above)	1	467527

* ONLY AVAILABLE AS ITEM 6

FRONT SUSPENSION ASSEMBLY W/BRAKES – P5



- NOTES:
 1. TORQUE BOLT TO 55 FT-LBS
 2. TORQUE BOLT TO 45 FT-LBS
 3. TORQUE BOLT TO 20 FT-LBS
 4. TORQUE BOLT TO 55 FT-LBS AFTER ALIGNMENT
 5. NUTS FOR RACK & PINION INCLUDED WITH BALL JOINT, TORQUE TO 35 FT-LBS



FRONT SUSPENSION ASSEMBLY W/BRAKES – P5 Cont.

ITEM	CPC P/N	DESCRIPTION	QTY	SEATS P/N
1	54117-14	FRONT SUSPENSION MODULE, UPPER	1	311142EC
2	54107-14	FRONT BODY SUPPORT	1	311314
3	54118-14	FRONT SUSPENSION MODULE, LOWER	1	311565EC
4	*	SPINDLE HYD LH BRAKE	1	312190EC
5	*	SPINDLE HYD RH BRAKE	1	312191EC
6	56909-13	ASSEMBLY LOWER A-ARM	2	467883
7	46912-13	ASSEMBLY, UPPER A-ARM	2	467884
8	*	ASSEMBLY, SHOCK SPRING	2	468037
9	7541	NUT,10MM,DIN 985,NYLON-INSERT,LOCK	2	708749
10	2667	SCREW, 5/16-18 X 2, HHCS, G5, YWZC 150	4	719585
11	6702-B	WASHER, 5/16,SAE,F/W,BLK MAX	8	719810
12	6004	FLAT WASHER -M12, DIN 125A, YZ	24	760670
13	56842-13	STEERING RACK	1	760802
14	4013	SCREW, M12-1.5 X 70MM, HHCS, C8.8, YWZC	12	760930
15	*	SCREW, M10X1.25X50MM, HHCS, ZC	2	781473
16	19148-13	NUT, 5/16-18, L/N, NYLOK, NE, G5, YWZC	4	782086
17	7532	NUT, M12-1.50, L/N, NYLOK, C8, YWZC	12	782092
18	6451	FLAT WASHER - M8, DIN 125, YWZC	4	782096
19	4014	SCREW,M8-1.25X90MM,DIN 931,CLASS 10.9,YWZC	2	782097
20	7533	NUT,M8-1.25,L/N,NYLOCK,YWZC	2	782098
21	7535	NUT, 1/2-20, L/N, JAM, NYL, NTE, G2, YWZC	2	782171
-	N/A	FRONT SUSPENSION ASSEMBLY (Includes above)	1	468821



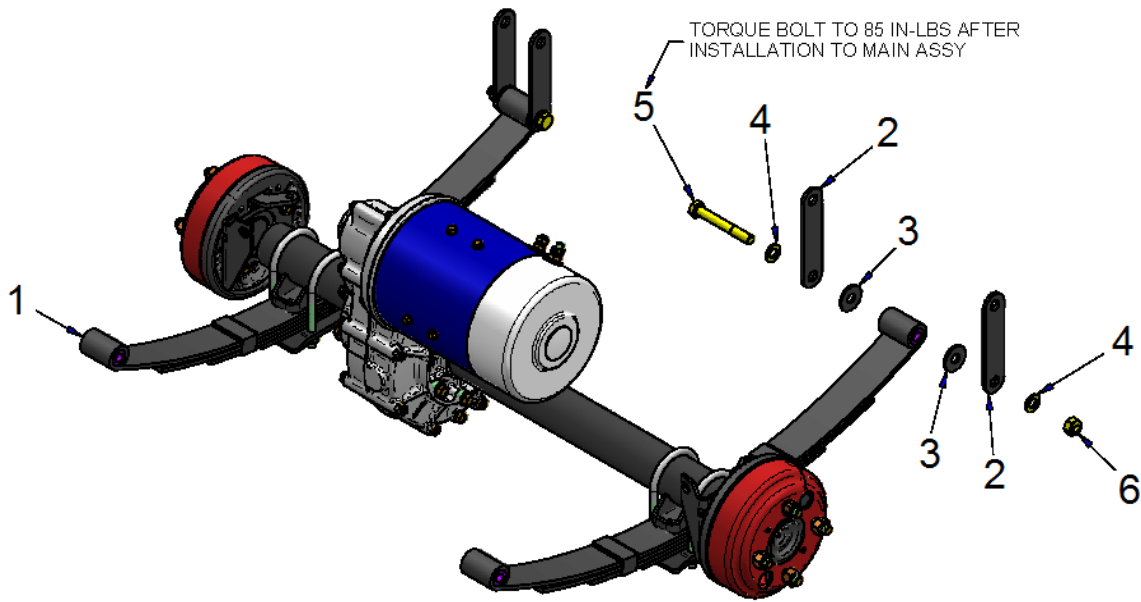
P5

Parts Manual

Section 3

Rear Suspension, Axle & Motor

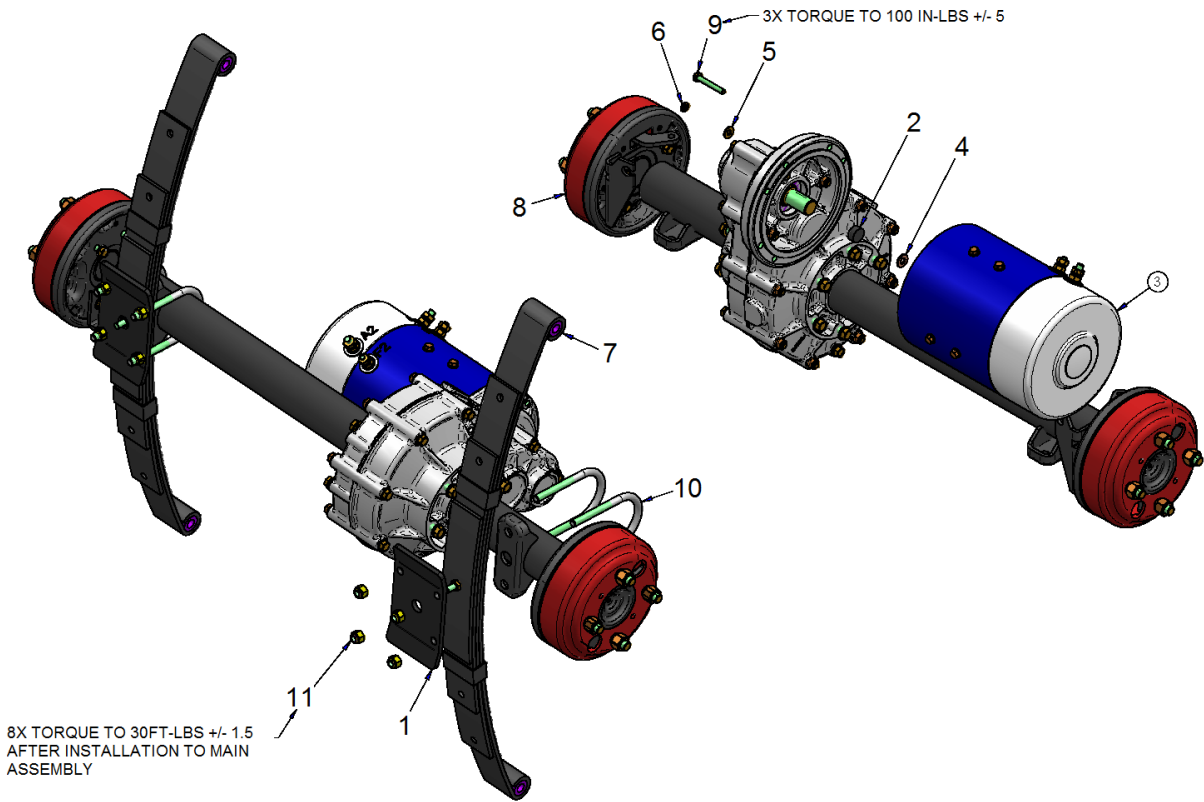
REAR SUSPENSION GROUP, AC/DC MECHANICAL BRAKES – P5



ITEM	CPC P/N	DESCRIPTION	QTY	SEATS P/N
1	*	AXLE ASSEMBLY 10.35 MECH, STD, DC	1	467889
1A	*	AXLE ASSEMBLY 10.35 MECH, HD DC	1	467890
1B	*	AXLE ASSEMBLY 10.35 MECH, 8KW AC	1	467891
1C	*	AXLE ASSEMBLY 16.77 MECH, 5KW AC	1	468020
1D		AXLE ASSEMBLY 10.37 MECH, 5KW AC		468021
2	40962-13	PLATE, SHACKLE	4	514698
3	6005	WASHER, FLT STL 1/2	4	719772
4	6014	WASHER, .525X1.375X.12 F/W	4	719776
5	7539	NUT, 1/2-20 L/N G8	2	760944
6	*	SCREW, 1/2-20X3.5 HHCS G5	2	782446
-	N/A	GROUP, REAR SUSPENSION 10.37 MECH STD DC (Includes Items 1 – 6)	1	192503A
-	N/A	GROUP, REAR SUSPENSION 10.37 MECH HD DC (Includes Items 1A – 6)	1	192504A
-	N/A	GROUP, REAR SUSPENSION 10.37 MECH 8KW AC (Includes Items 1B – 6)	1	190205A
-	N/A	GROUP, REAR SUSPENSION 16.77 MECH 5KW AC (Includes Items 1C – 6)	1	192843A
-	N/A	GROUP, REAR SUSPENSION 10.37 MECH 5KW AC (Includes Items 1D – 6)	1	192844A

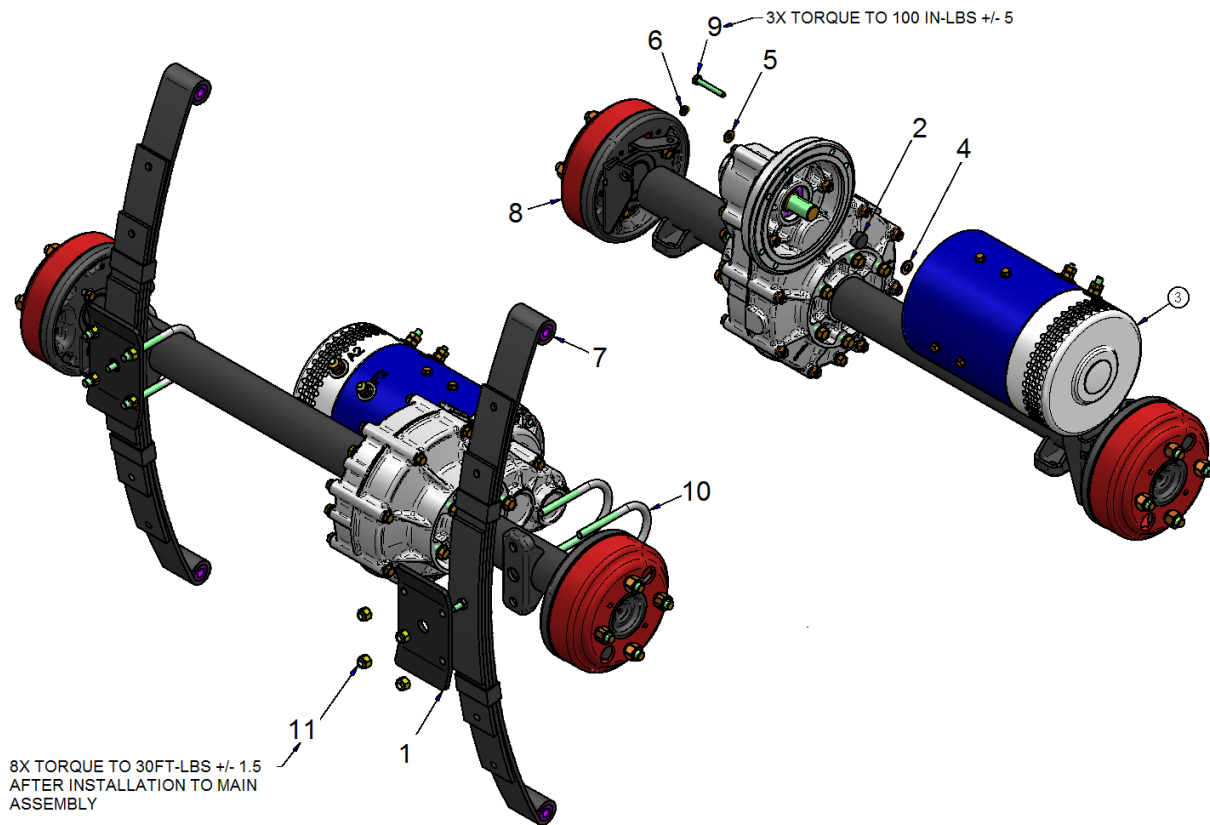
* SPECIAL ORDER

AXLE ASSEMBLY, 10.73 MECH STD DC – P5



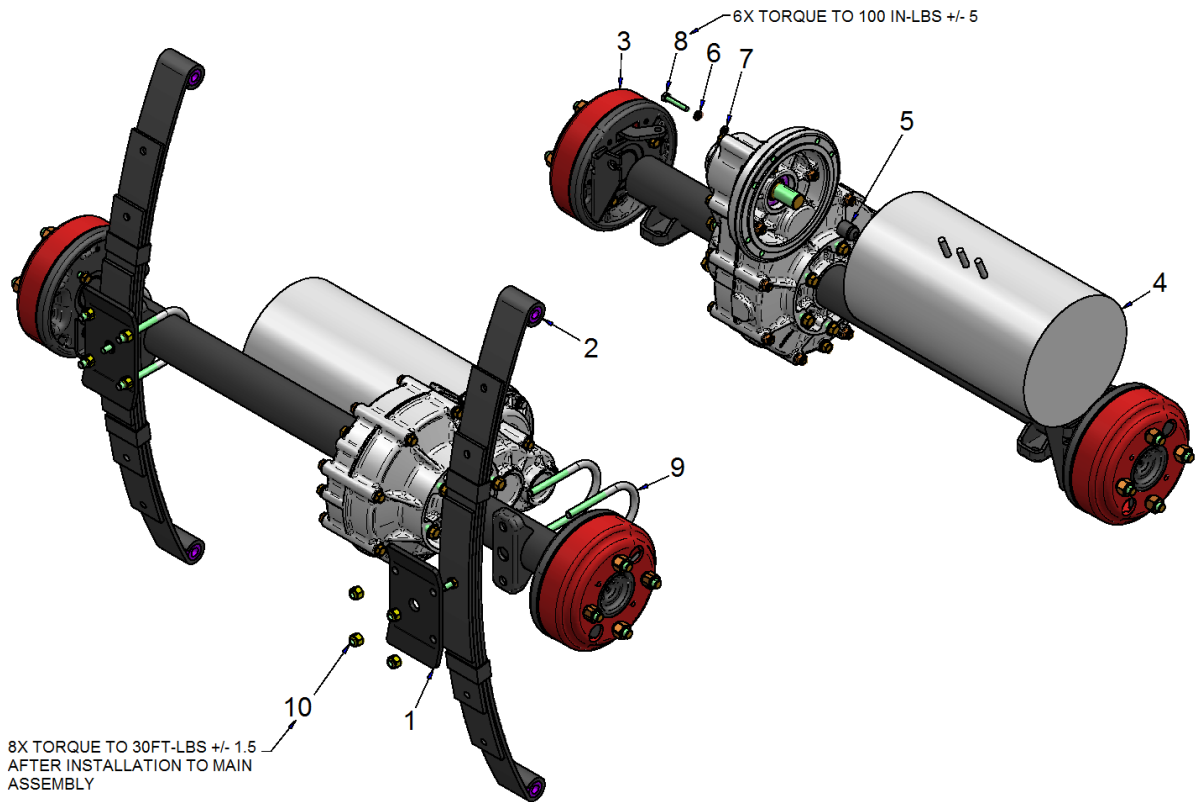
ITEM	CPC P/N	DESCRIPTION	QTY	SEATS P/N
1	54108-14	SPRING RETAINER PLATE	2	514697B
2	11423	RESILIENT BUMPER-ELECTRIC MOTOR	1	709050
3	69300-03	MOTOR, ELECT., 48V, SEPARATELY EXCITED	1	719135
4	6702-B	WASHER, 5/16, SAE, F/W, BLK MAX	1	719810
5	6703-B	WASHER, 1/4, SAE, F/W, BLK MAX	3	719811
6	7036-B	WASHER LOCK 1/4 REGULAR BLK ZINC	3	719834
7	54105-13	SPRING, LEAF - 4 LEAF	2	760796
8	40959-13	AXLE, STD, 10.37, MECHANICAL BRAKE - NKL	1	760799
9	3440	SCREW, 1/4-20 X 1-3/4 HHCS, YWZC GRD 8	3	760827
10	5218	3/8-16 X 2-7/16" U-BOLT	4	782080
11	7534	NUT, 3/8-16, L/N, NYLOK, NE, G8, YWZC96	8	782118
-	N/A	AXLE ASSEMBLY 10.35 MECH, STD, DC (Includes above)	1	467889

AXLE ASSEMBLY, 10.37 MECH HD DC – P5



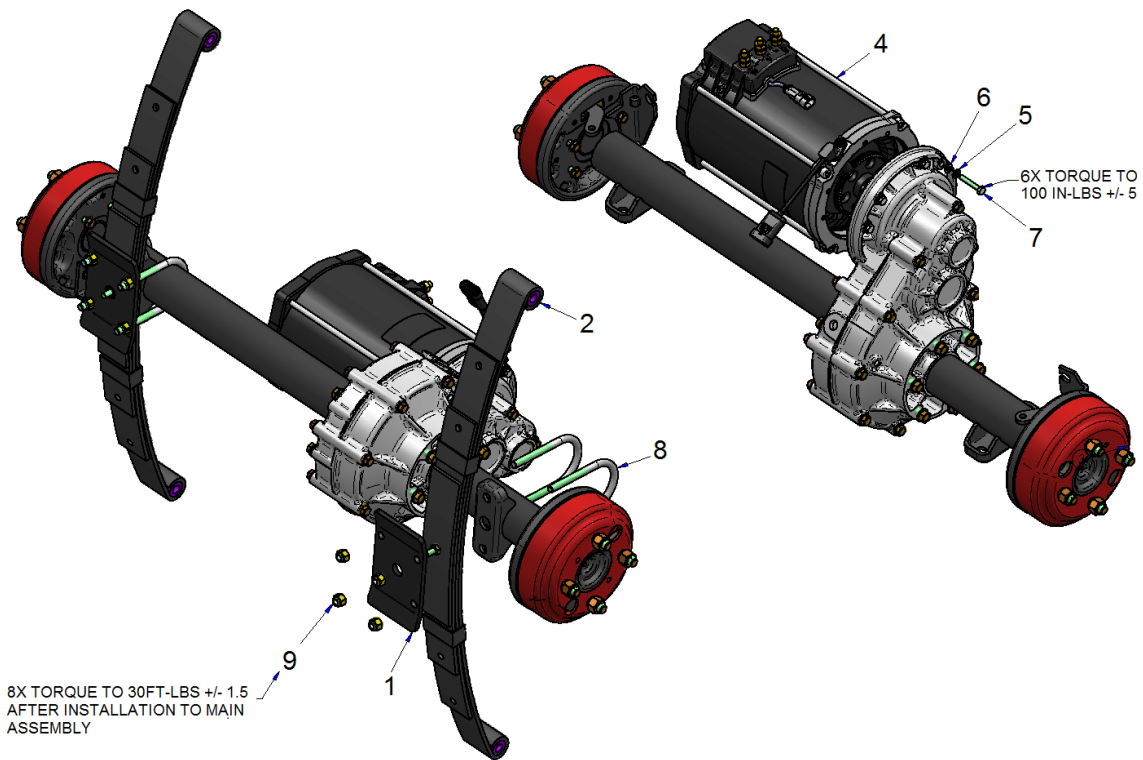
ITEM	CPC P/N	DESCRIPTION	QTY	SEATS P/N
1	54108-14	SPRING RETAINER PLATE	2	514697B
2	11423	RESILIENT BUMPER-ELECTRIC MOTOR	1	709050
3	69301-04	MOTOR, ELECT., 48V, HD DIRECT W/TACH	1	719339
4	6702-B	WASHER, 5/16, SAE, F/W, BLK MAX	1	719810
5	6703-B	WASHER, 1/4, SAE, F/W, BLK MAX	3	719811
6	7036-B	WASHER LOCK 1/4 REGULAR BLK ZINC	3	719834
7	54105-13	SPRING, LEAF - 4 LEAF	2	760796
8	40959-13	AXLE, STD, 10.37, MECHANICAL BRAKE - NKL	1	760799
9	3440	SCREW, 1/4-20 X 1-3/4 HHCS, YWZC GRD 8	3	760827
10	5218	3/8-16 X 2-7/16" U-BOLT	4	782080
11	7534	NUT, 3/8-16, L/N, NYLOK, NE, G8, YWZC96	8	782118
-	N/A	AXLE ASSEMBLY 10.35 MECH, HD, DC (Includes above)	1	467890

AXLE ASSEMBLY, 10.37 MECH 8KW AC – P5



ITEM	CPC P/N	DESCRIPTION	QTY	SEATS P/N
1	54108-14	SPRING RETAINER PLATE	2	514697B
2	54105-13	SPRING, LEAF - 4 LEAF	2	760796
3	40959-13	AXLE, STD, 10.37, MECHANICAL BRAKE - NKL	1	760799
4	69531-13	MOTOR 8KW AC	1	760957
5	69532-13	BUMPER, MOTOR	1	760991
6	462700-08	WASHER, 6MM, L/W	6	781405
7	46265-08	WASHER, 6MM, F/W	6	781406
8	72464-12	SCREW, M6-1.0X35MM, HHCS	6	781478
9	5218	3/8-16 X 2-7/16" U-BOLT	4	782080
10	7534	NUT, 3/8-16, L/N, NYLOK, NE, G8, YWZC96	8	782118
-	N/A	AXLE ASSEMBLY 10.35 MECH 8KW AC (Includes above)	1	467891

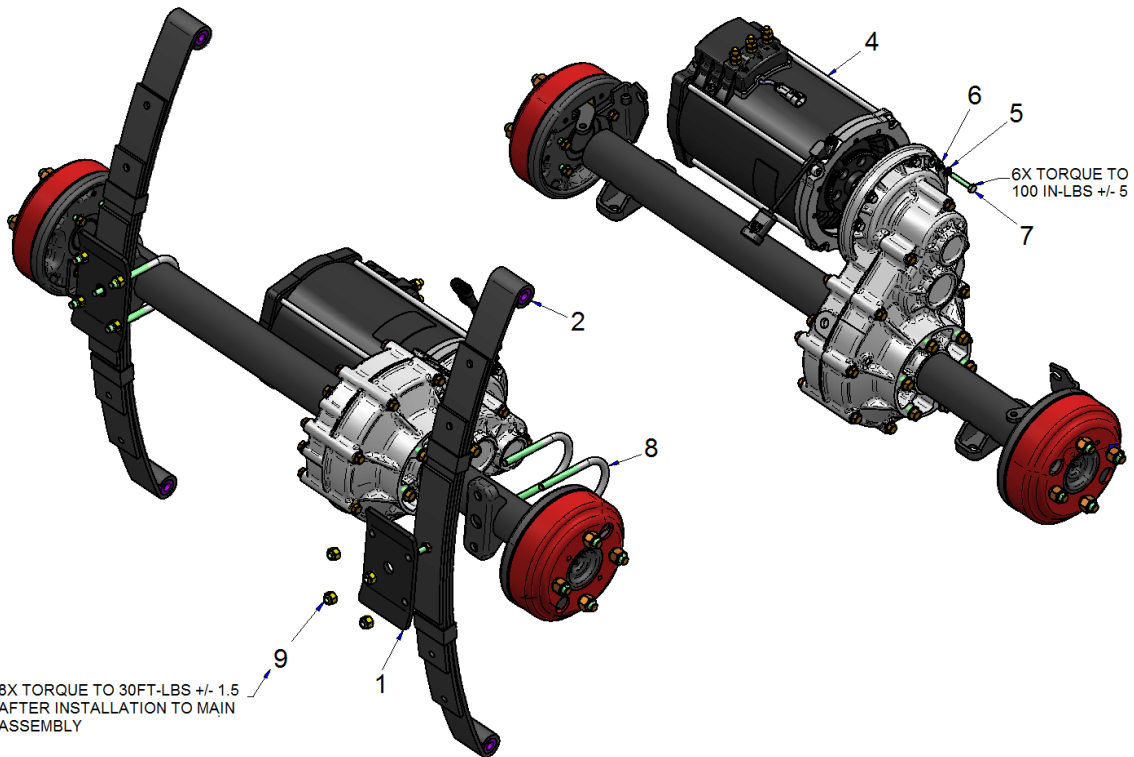
AXLE ASSEMBLY, 16.77, MECH. 5KW AC – P5



ITEM	CPC P/N	DESCRIPTION	QTY	SEATS P/N
1	54108-14	SPRING RETAINER PLATE	2	514697B
2	54105-13	SPRING, LEAF - 4 LEAF	2	760796
3	*	AXLE, STD, 16.77, MECHANICAL BRAKE - NKL	1	760828
4	*	MOTOR 5KW AC	1	761139
5	46270-08	WASHER, 6MM, L/W	6	781405
6	46265-08	WASHER, 6MM, F/W	6	781406
7	72464-12	SCREW, M6-1.0X35MM, HHCS	6	781478
8	5218	3/8-16 X 2-7/16" U-BOLT	4	782080
9	7534	NUT, 3/8-16, L/N, NYLOK, NE, G8, YWZC96	8	782118
-	N/A	AXLE ASSEMBLY 10.35 MECH 5KW AC (Includes above)	1	468020

* SPECIAL ORDER

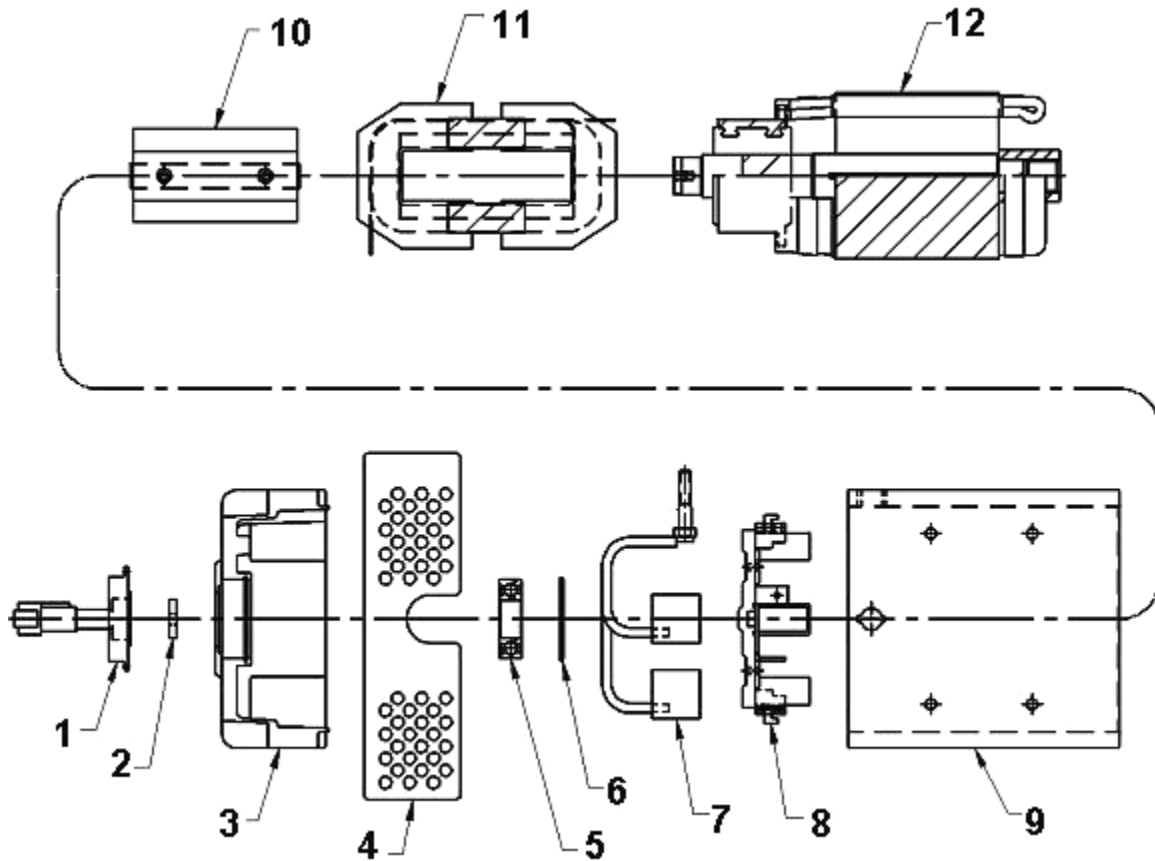
AXLE ASSEMBLY, 10.37 MECH 5KW AC – P5



ITEM	CPC P/N	DESCRIPTION	QTY	SEATS P/N
1	54108-14	SPRING RETAINER PLATE	2	514697B
2	54105-13	SPRING, LEAF - 4 LEAF	2	760796
3	40959-13	AXLE, STD, 10.37, MECHANICAL BRAKE - NKL	1	760799
4	*	MOTOR 5KW AC	1	761139
5	46270-08	WASHER, 6MM, L/W	6	781405
6	46265-08	WASHER, 6MM, F/W	6	781406
7	72464-12	SCREW, M6-1.0X35MM, HHCS	6	781478
8	5218	3/8-16 X 2-7/16" U-BOLT	4	782080
9	7534	NUT, 3/8-16, L/N, NYLOK, NE, G8, YWZC96	8	782118
-	N/A	AXLE ASSEMBLY 10.35 MECH 5KW AC (Includes above)	1	468021

* SPECIAL ORDER

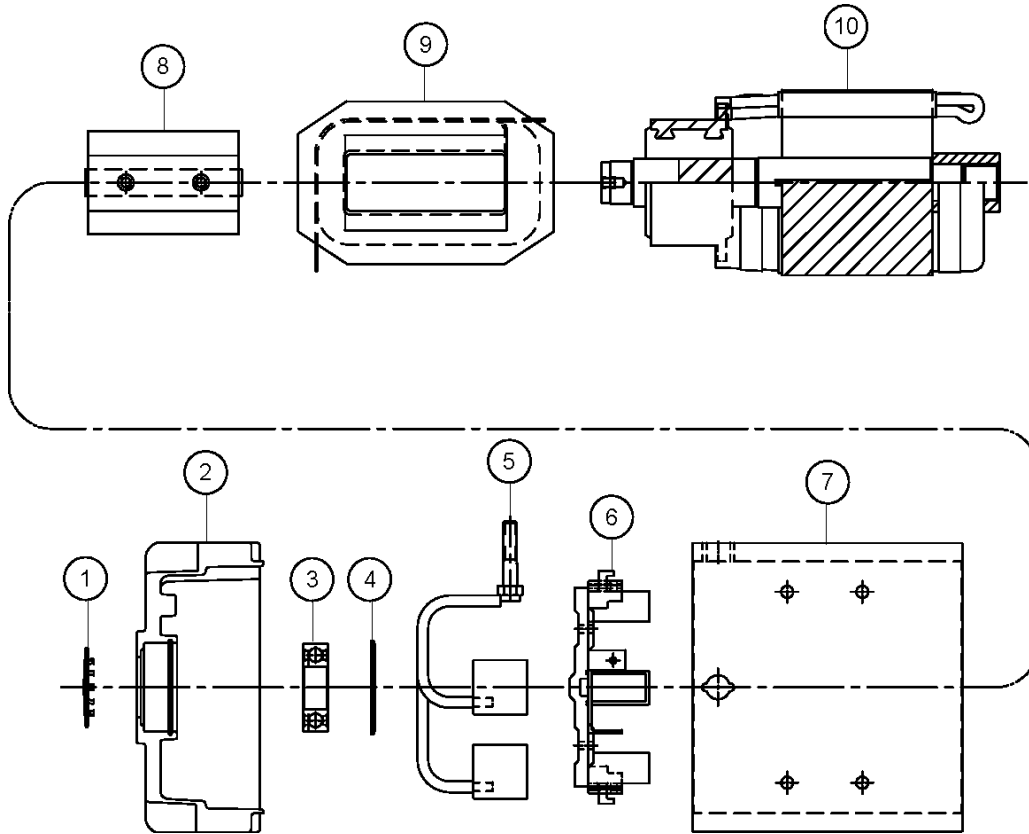
MOTOR, SEP EX, HEAVY DUTY, W/TACH – P5



ITEM	CPC P/N	DESCRIPTION	QTY.	SEATS P/N
1	74884-04	SPEED SENSOR KIT (Includes Fasteners)	1	719446
2	*	MAGNET (Includes Fasteners)	1	N/A
3	*	COMMUTATOR END HEAD (Includes Fasteners)	1	N/A
4	*	HEAD BAND (Includes Fasteners)	1	N/A
5	83310-07	BEARING	1	759896
6	*	RETAINING RING	1	N/A
7	30402-06	BRUSH ASSY. (Includes Fasteners)	2	759780
8	30403-06	BRUSH BOX ASSY. (Includes Fasteners)	1	759781
9	*	MOTOR FRAME	1	N/A
10	*	POLE SHOE ASSY. (Includes Fasteners)	4	N/A
11	*	SHUNT COIL ASSY. (Includes Fasteners)	1	N/A
12	*	ARMATURE ASSY.	1	N/A
N/A	69301-04	MOTOR, COMPLETE (INCLUDES ITEMS 1-12)	1	719339

* SPECIAL ORDER

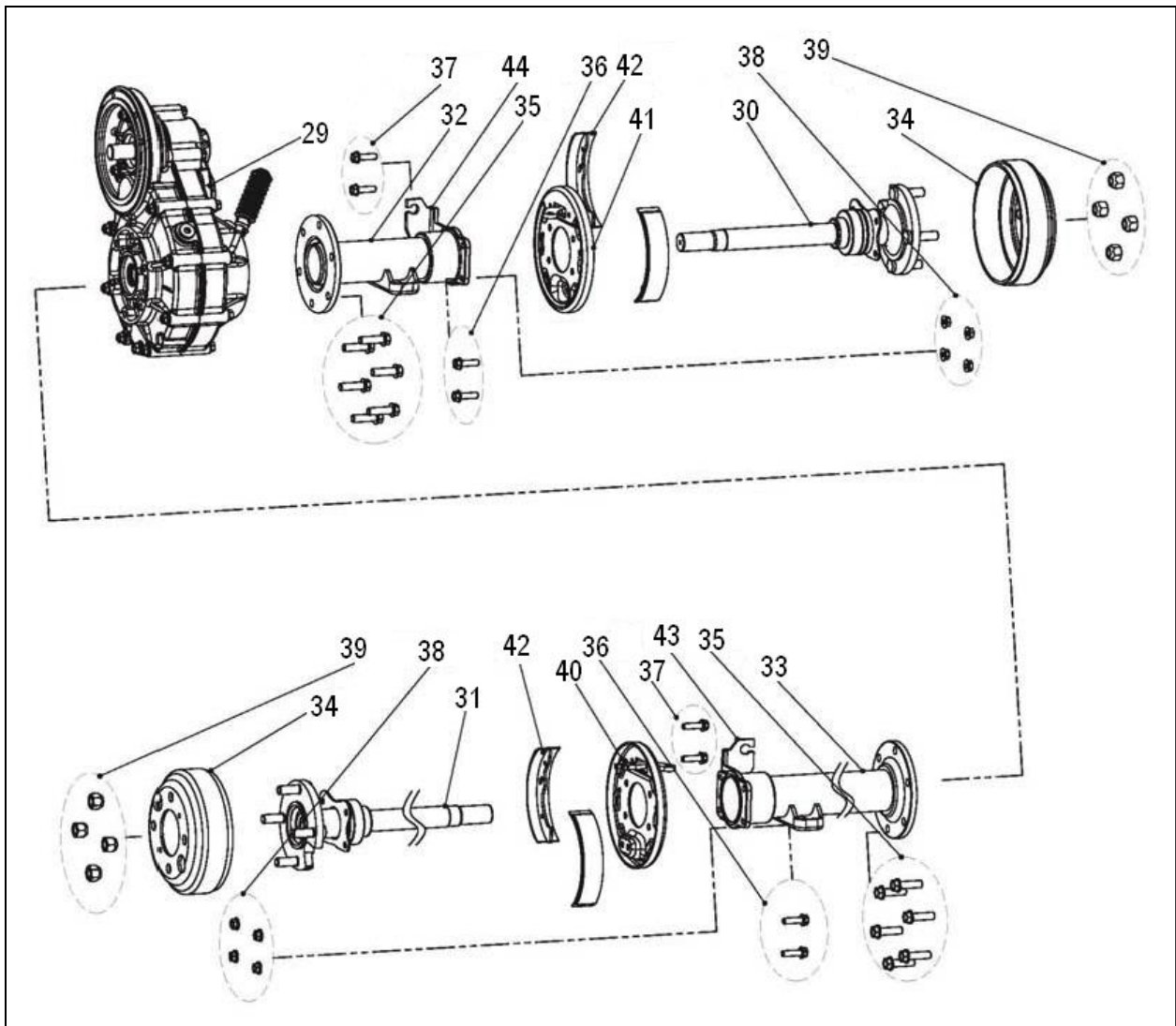
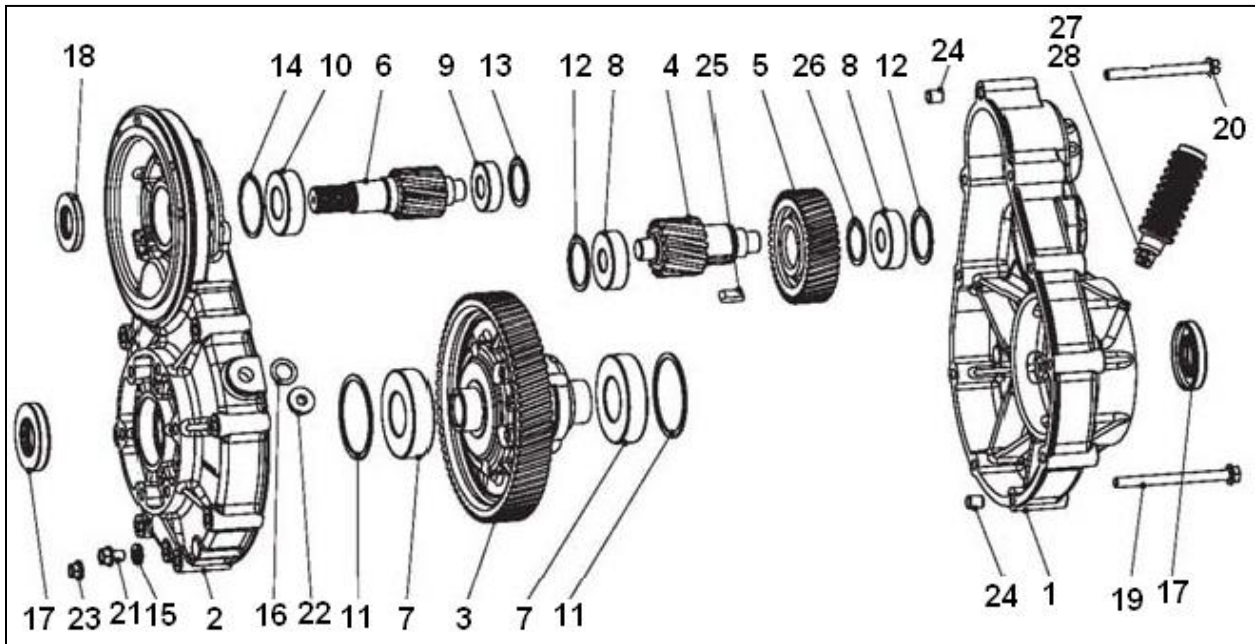
MOTOR SEP EX STD DUTY – P5



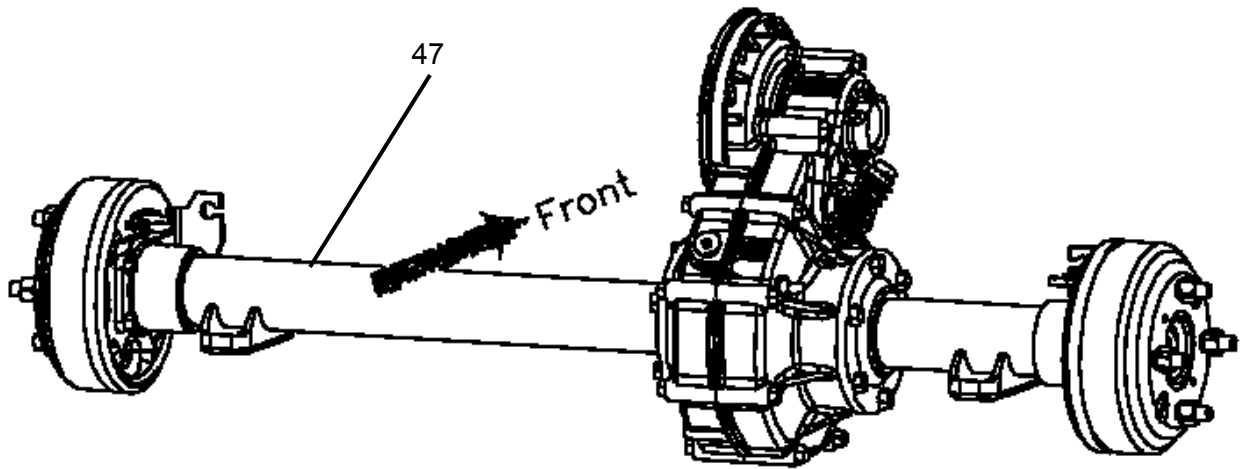
ITEM	CPC P/N	DESCRIPTION	QTY	SEATS P/N
1	*	HOLE PLUG	1	N/A
2	*	COMMUTATOR END HEAD (Includes Fasteners)	1	N/A
3	83310-07	BEARING	1	759896
4	*	RETAINING RING	1	N/A
5	30402-06	BRUSH ASSY. (Includes Fasteners)	2	759780
6	30403-06	BRUSH BOX ASSY. (Includes Fasteners)	1	759781
7	*	MOTOR FRAME	1	N/A
8	*	POLE SHOE ASSY. (Includes Fasteners)	4	N/A
9	*	SHUNT COIL ASSY. (Includes Fasteners)	1	N/A
10	*	ARMATURE ASSY.	1	N/A
N/A	69300-03	MOTOR, COMPLETE (Includes Items 1-10)	1	719135

* SPECIAL ORDER

NKL AXLE ASSEMBLY – P5



NKL AXLE ASSEMBLY – P5 (Cont.)



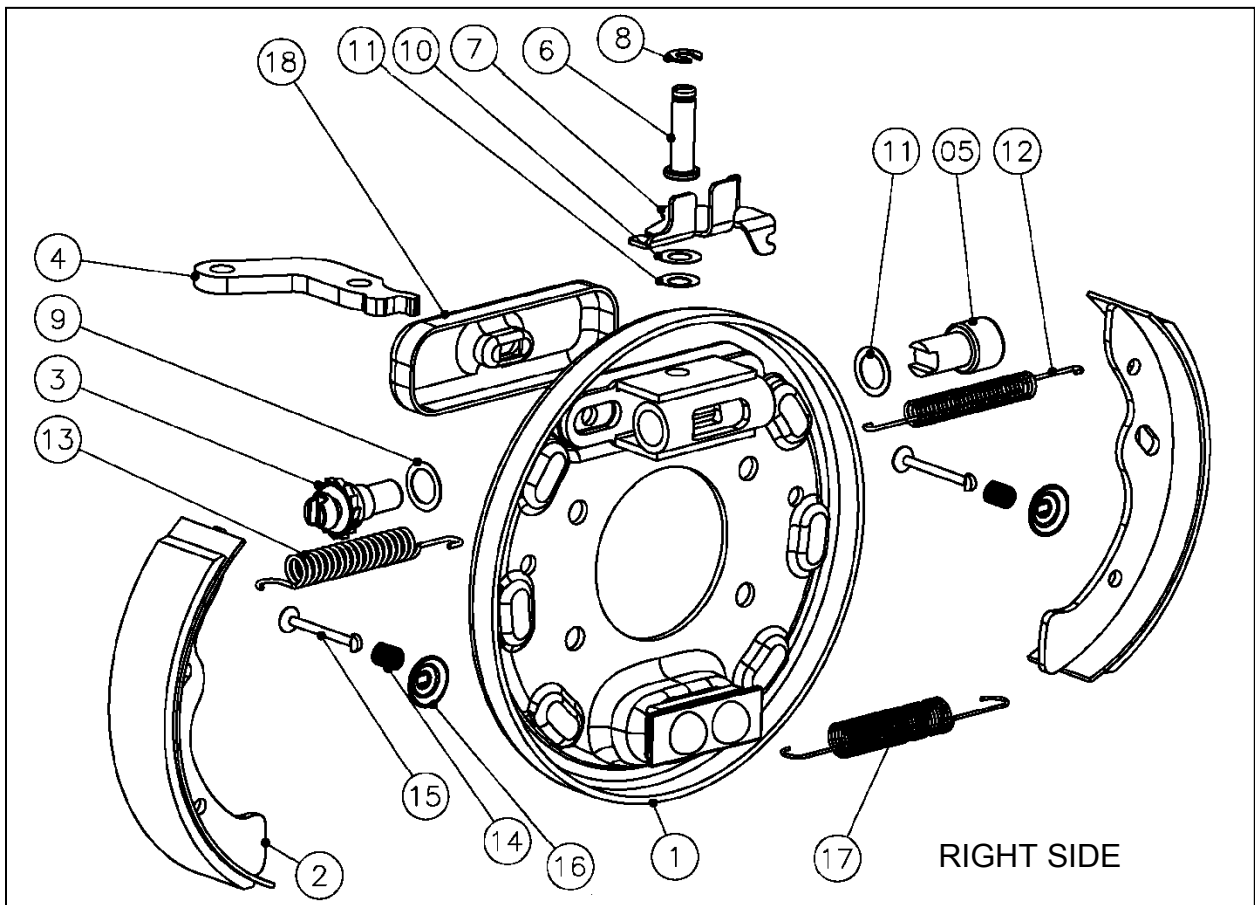
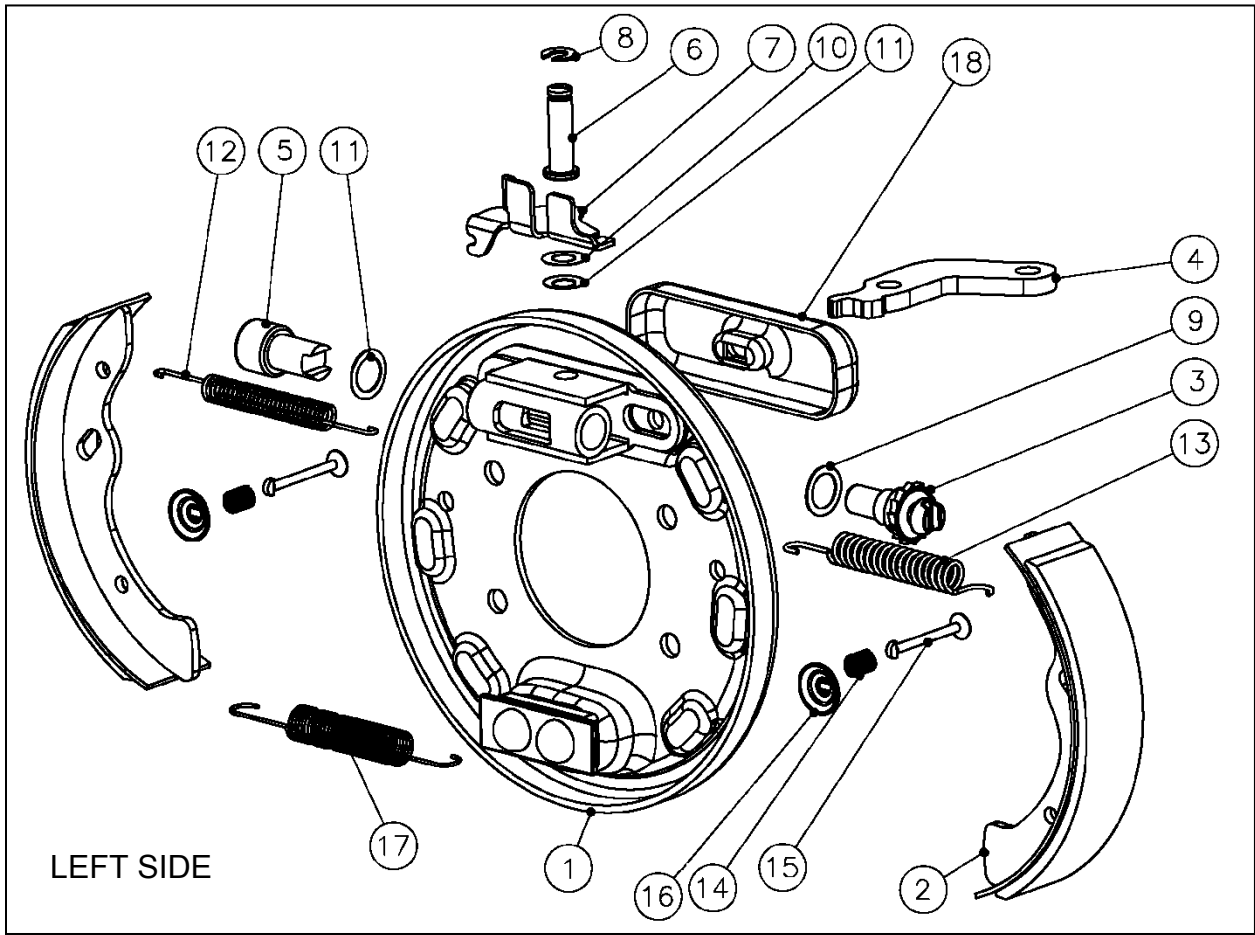
ITEM	CPC P/N	DESCRIPTION	QTY	SEATS P/N
1	*	COVER CASE ASSEMBLY	1	
2	*	GEAR CASE	1	
3	*	CARRIER GEAR (See Item 45)	1	
4	*	GEAR 15T (See Item 46)	1	
5	*	GEAR 40T (See Item 46)	1	
6	*	GEAR 18T (See Item 47)	1	
7	82904-13	BALL BEARING 6207 (See Item 45)	2	760926
8	82873-13	BALL BEARING 6303 (See Item 46)	2	760918
9	82783-13	BALL BEARING 6203 (See Item 47)	1	760921
10	82782-13	BALL BEARING 6205 (See Item 47)	1	760922
11	82905-13	SHIM 61X69X1.5t (See Item 45)	2	760925
12	82871-13	SHIM 36X44X1.5t (See Item 46)	2	760919
13	82784-13	SHIM 32X40X1.0t (See Item 47)	1	760920
14	82781-13	SHIM 45X51X1.5t (See Item 47)	1	760923
15	*	WASHER 8.2X16X2.0t	1	
16	*	WASHER 14.5X22X1.0t	1	
17	82906-13	SEAL 28X55X9h	2	760924
18	82949-13	SEAL 25X47X6h	1	760993
19	*	BOLT M8XP1.25X100L	7	
20	*	BOLT M8XP1.25X90L	3	
21	*	BOLT M8XP1.25X12L	1	
22	*	BOLT M14XP1.5X9.5L	1	
23	*	NUT M8XP1.25	10	
24	*	LOCATION PIN 8.2X10X12L	2	
25	*	MACHINE KEY (See Item 46)	1	
26	82785-13	CIRCLIP – SHAFT 32 (See Item 46)	1	760917
27	*	BREATHER TUBE	1	
28	*	RING	1	

NKL AXLE ASSEMBLY – P5 (Cont.)

ITEM	CPC P/N	DESCRIPTION	QTY	SEATS P/N
29	*	GEAR BOX ASSY	1	
30	82950-13	SHAFT ASSY R	1	760994
31	82951-13	SHAFT ASSY L	1	760995
32	*	TUBE ASSY R	1	
33	*	TUBE ASSY L	1	
34	82952-13	DRUM	2	760996
35	*	BOLT M10X1.25X35L	12	
36	*	BOLT M8X1.25X25L	4	
37	*	BOLT M8X1.25X28L	4	
38	*	NUT SHRAPNEL M8XP1.25	8	
39	*	NUT	8	
40	82954-13	BRAKE ASSEMBLY L	1	760997
41	82955-13	BRAKE ASSEMBLY R	1	760998
42	82956-13	SHOES, BRAKE	4	760999
43	*	CABLE PLATE L	1	
44	*	CABLE PLATE R	1	
45	82981-13	CARRIER GEAR ASSEMBLY 10.37:1 (Includes Items 3, 7 & 11)	1	760939
46	82982-13	INTERMEDIATE GEAR ASSEMBLY 10.37:1 (Includes Items 4, 5, 8, 12, 25 & 26)	1	760934
47	82983-13	GEAR INPUT ASSEMBLY 10.37;1	1	760938
48	40519-13	AXLE, HD, NKL, 10.37:1, COMPLETE	1	760799

* SPECIAL ORDER

MECHANICAL BRAKES – P5



MECHANICAL BRAKES – P5

ITEM	CPC P/N	DESCRIPTION	QTY	SEATS P/N
1	*	COVER ASSEMBLY	1	*
2	82956-13	BRAKE SHOES	2	760999
3	82996-13	ADJUSTMENT ASSEMBLY - L	1	761008
3A	82997-13	ADJUSTMENT ASSEMBLY - R	1	761009
4	83002-14	LEVER	1	761038
5	82998-13	ADJUSTMENT MANDREL	1	761010
6	83003-14	PIN	1	761039
7	83005-14	ADJUSTMENT PIECE – L	1	761040
7A	83006-14	ADJUSTMENT PIECE – R	1	761041
8	83007-14	E-RING	1	761044
9	*	WASHER	3	*
10	*	WASHER	2	*
11	*	SPRING WASHER	1	*
12	82999-13	SPRING	1	761011
13	83000-13	SPRING ADJUSTMENT	1	761012
14	83008-14	SPRING	2	761042
15	83009-14	PIN	2	761045
16	83010-14	SPRING WASHER	2	761043
17	83001-13	SPRING SHOES	1	761013
18	*	DUSTPROOF COVER	1	*
19	82954-13	BRAKE ASSEMBLY L	1	760997
20	82955-13	BRAKE ASSEMBLY R	1	760998

* SPECIAL ORDER



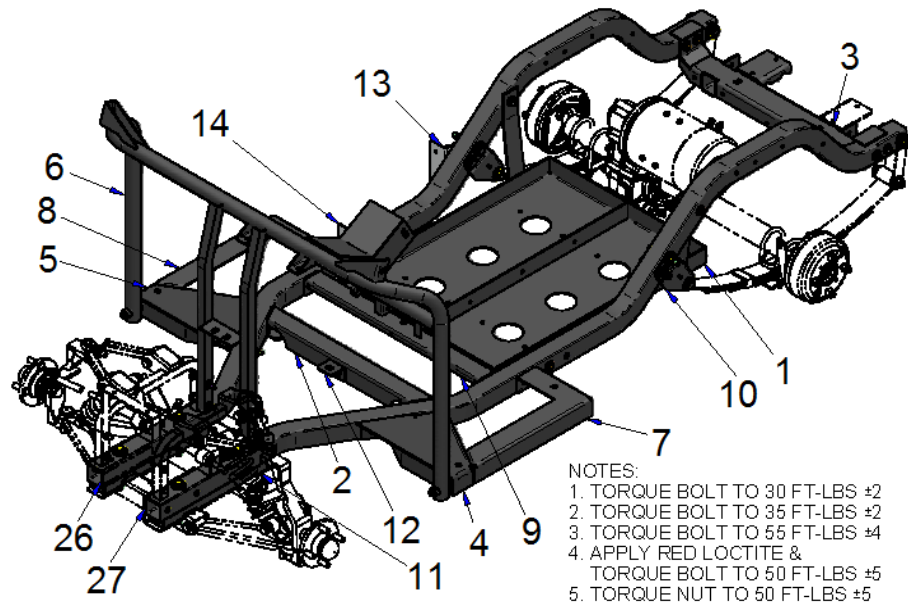
P5

Parts Manual

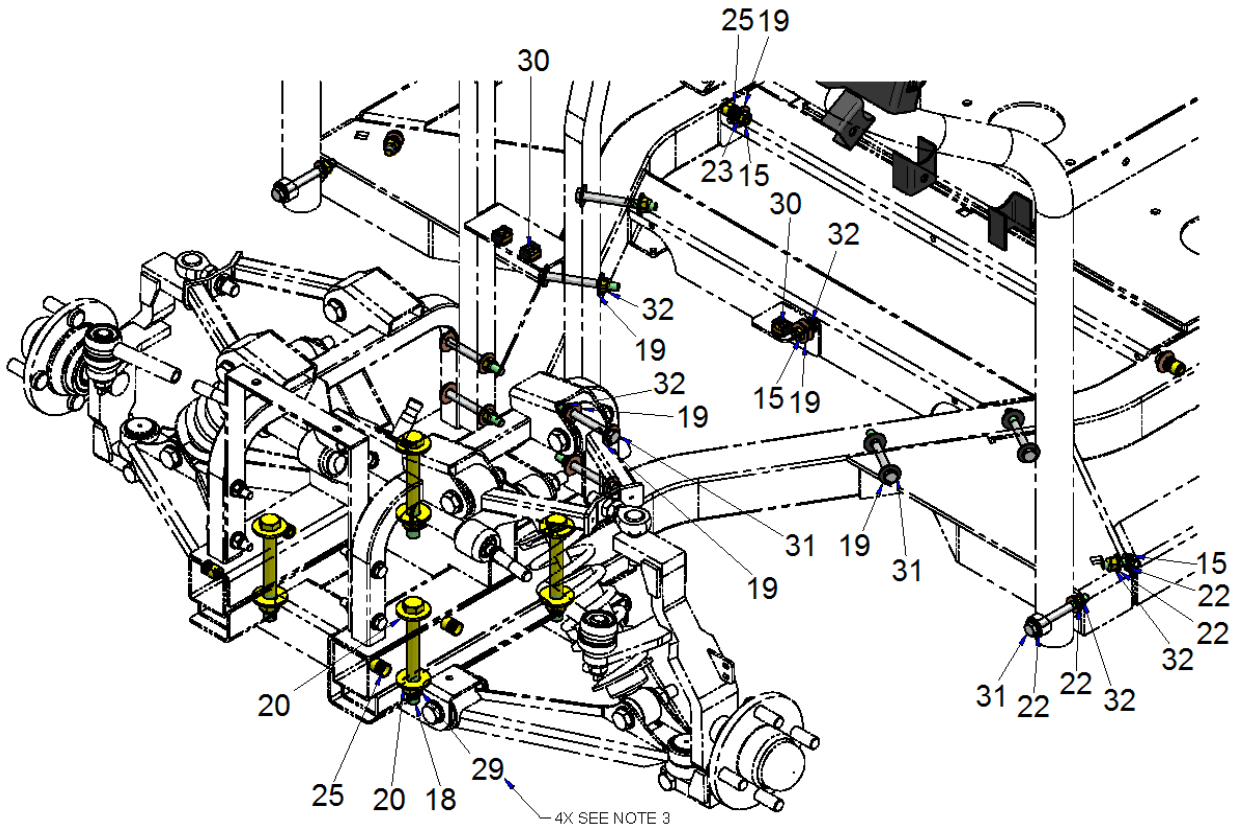
Section 4

Body, Seating and Console

STEEL CHASSIS – P5

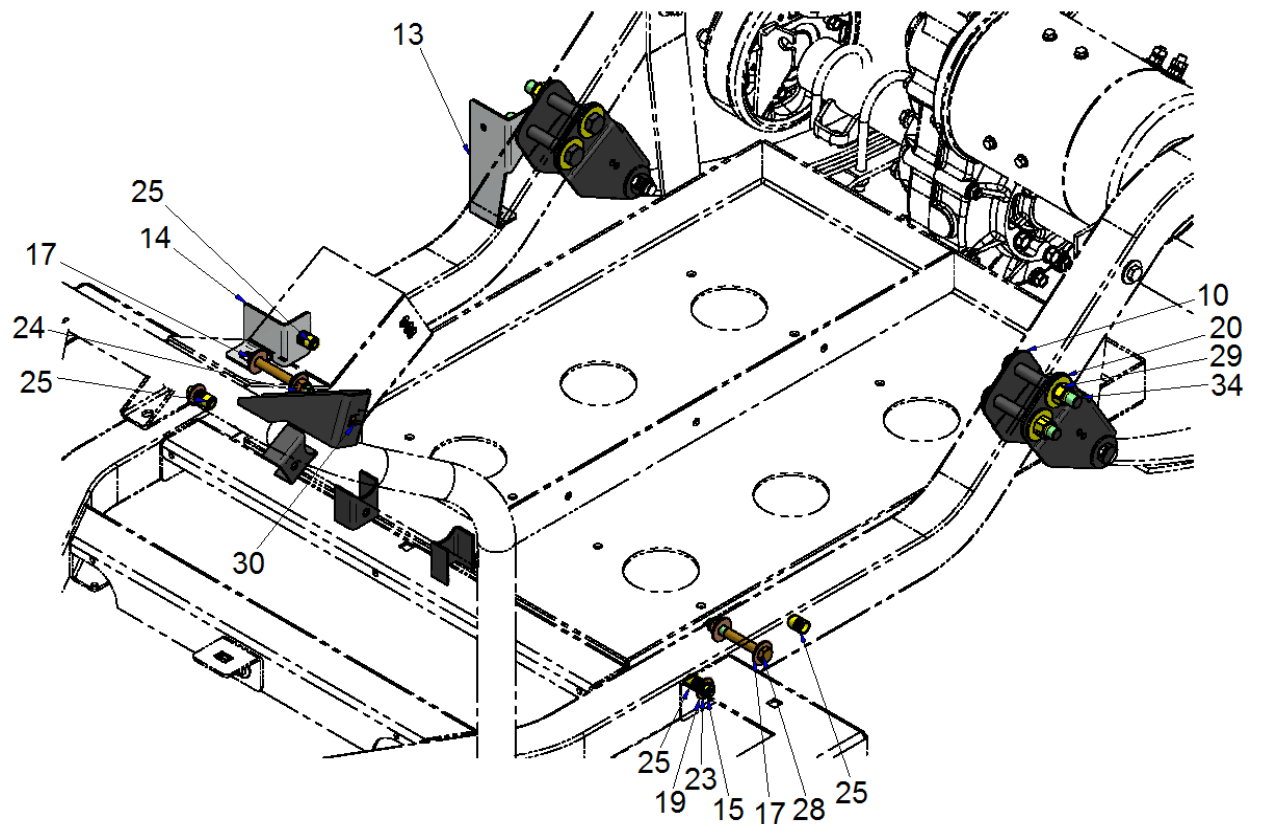
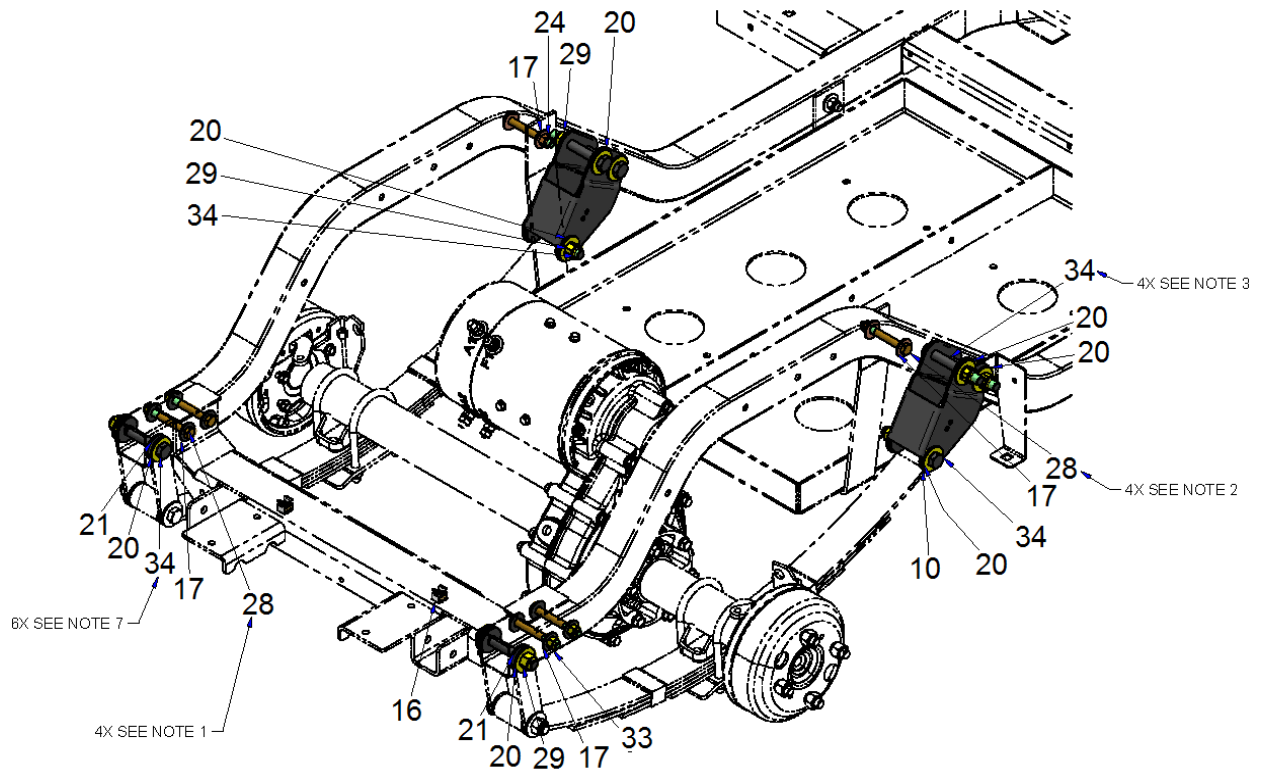


- NOTES:
 1. TORQUE BOLT TO 30 FT-LBS ±2
 2. TORQUE BOLT TO 35 FT-LBS ±2
 3. TORQUE BOLT TO 55 FT-LBS ±4
 4. APPLY RED LOCTITE &
 TORQUE BOLT TO 50 FT-LBS ±5
 5. TORQUE NUT TO 50 FT-LBS ±5
 6. TORQUE U-BOLT NUT TO 30 FT-LBS
 7. TORQUE BOLT TO 85 IN-LBS MAX



4X SEE NOTE 3

STEEL CHASSIS – P5 (Cont.)

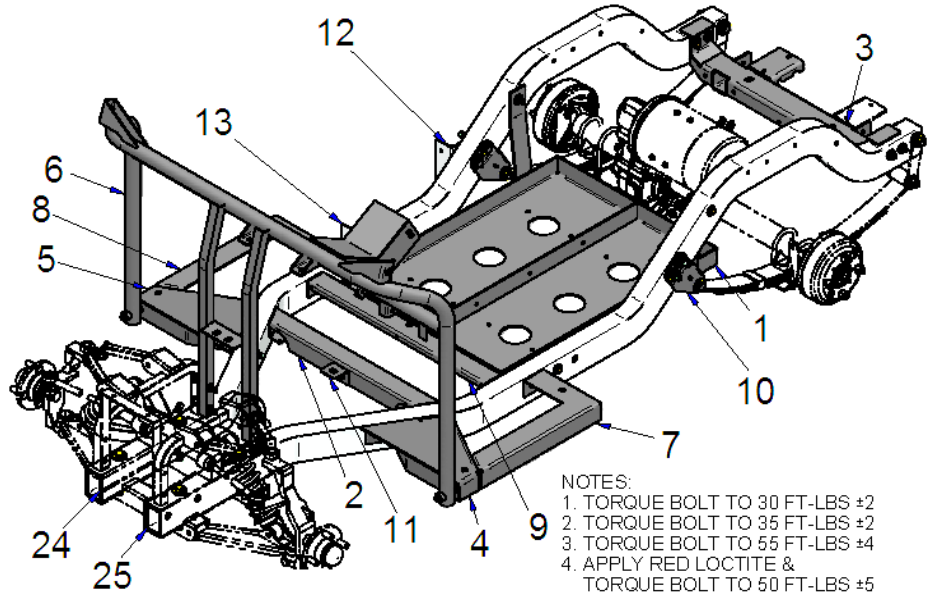


STEEL CHASSIS – P5 (Cont.)

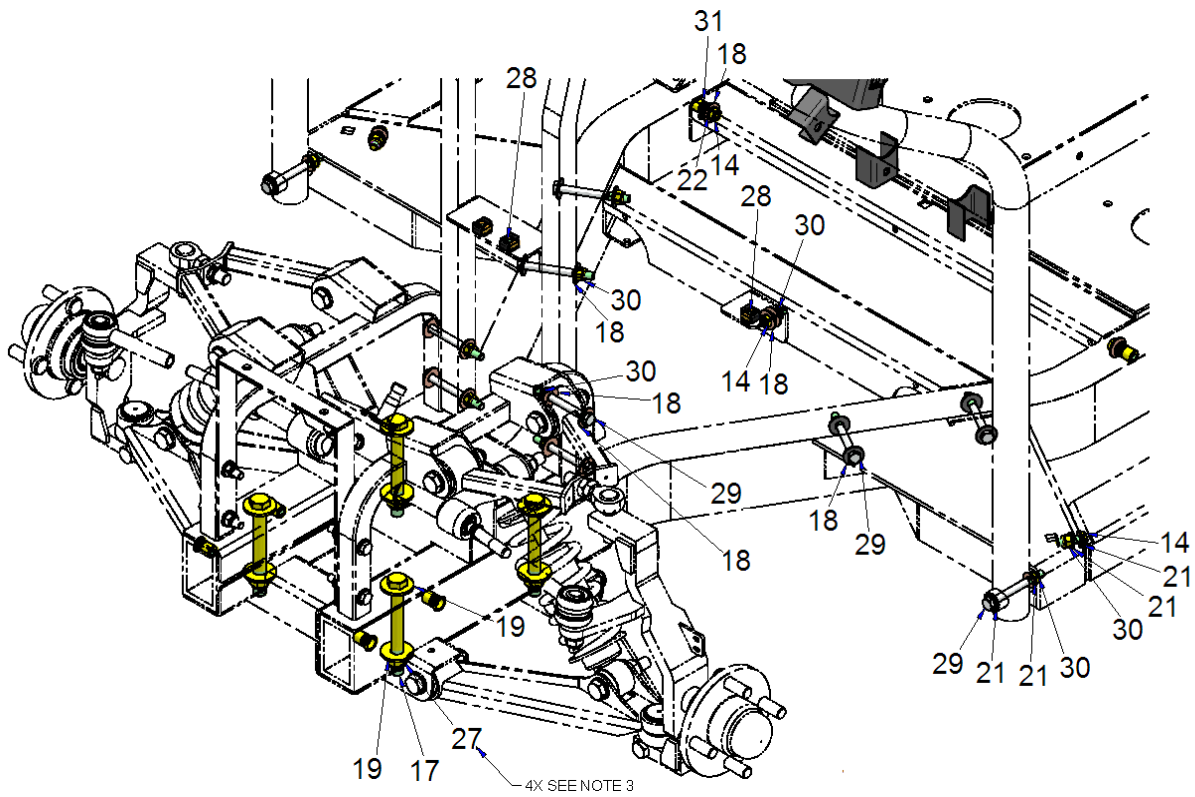
ITEM	CPC P/N	DESCRIPTION	QTY	SEATS P/N
1	*	BATTERY TRAY	1	311121EC
2	*	MID CROSS MEMBER	1	311139EC
3	*	CROSS MEMBER, REAR	1	311141EC
4	*	SIDE SUPPORT - LH	1	311144EC
5	*	SIDE SUPPORT - RH	1	311145EC
6	*	FRONT FRAME	1	311150
7	*	STEP SUPPORT - LH	1	311224EC
8	*	STEP SUPPORT - RH	1	311225EC
9	*	FLOOR SUPPORT	1	311633EC
10	*	SPRING HANGER BRACKET	2	514702EC
11	*	SPACER TUBE	2	514712EC
12	*	FLOOR SUPPORT BRACKET	1	515256EC
13	*	BRACKET, CONTROL BOX, LH	1	515561
14	*	BRACKET, CONTROL BOX, RH	1	515562
15	4017	SCREW, 5/16-18 X 1 HHC, GRD-8, YLW	8	708085
16	7536	NUT, CAGED, 5/16-18	2	708413
17	708840	WASHER 3/8" THRU-HARDENED FLAT PLTD.	16	708840
18	4004	SCREW 1/2-20X4 1/2 HHC G5	4	719647
19	6000-B	WASHER,5/16,USS/STD,F/W,BLK MAX	22	719771
20	6005	WASHER, FLT STL 1/2 STD UNHARD YWZC96	24	719772
21	6014	WASHER,3/8X1-1/16X1/8",NEOPRENE	8	719776
22	6702-B	WASHER,5/16,SAE,F/W,BLK MAX	9	719810
23	7041-B	WASHER, 5/16, REG-SPRG. LOCK, BLK MAX	5	719838
24	7778	NUT,3/8-16,GA,NE,NYLON INSERT, YWZC	4	719902
25	8206	KNURLED INSERT 5/16-18	10	719929
26	*	TUBE, CHASSIS - ST,WB70", 2X2 - RH	1	760797
27	*	TUBE, CHASSIS - ST,WB70",2X2 - LH	1	760798
28	4019	SCREW, 3/8-16X3, HHCS, G5, YWZC	8	760808
29	7539	NUT, 1/2-20, L/N, NYL, NE, G8 YWZC	12	760944
30	7537	NUT, 5/16-18, CAGE, TRIBLK	5	782045
31	4020	SCREW, 5/16-18X3, HHCS, G5, YWZC	10	782081
32	19148-13	NUT, 5/16-18, L/N, NYLOK, NE, G5, YWZC	13	782086
33	7534	NUT, 3/8-16, L/N, NYLOK, NE, G8, YWZC96	4	782118
34	*	SCREW, 1/2-20X3.5 HHCS G5	8	782446
-	N/A	STEEL CHASSIS (Includes above)	1	192500A

* SPECIAL ORDER

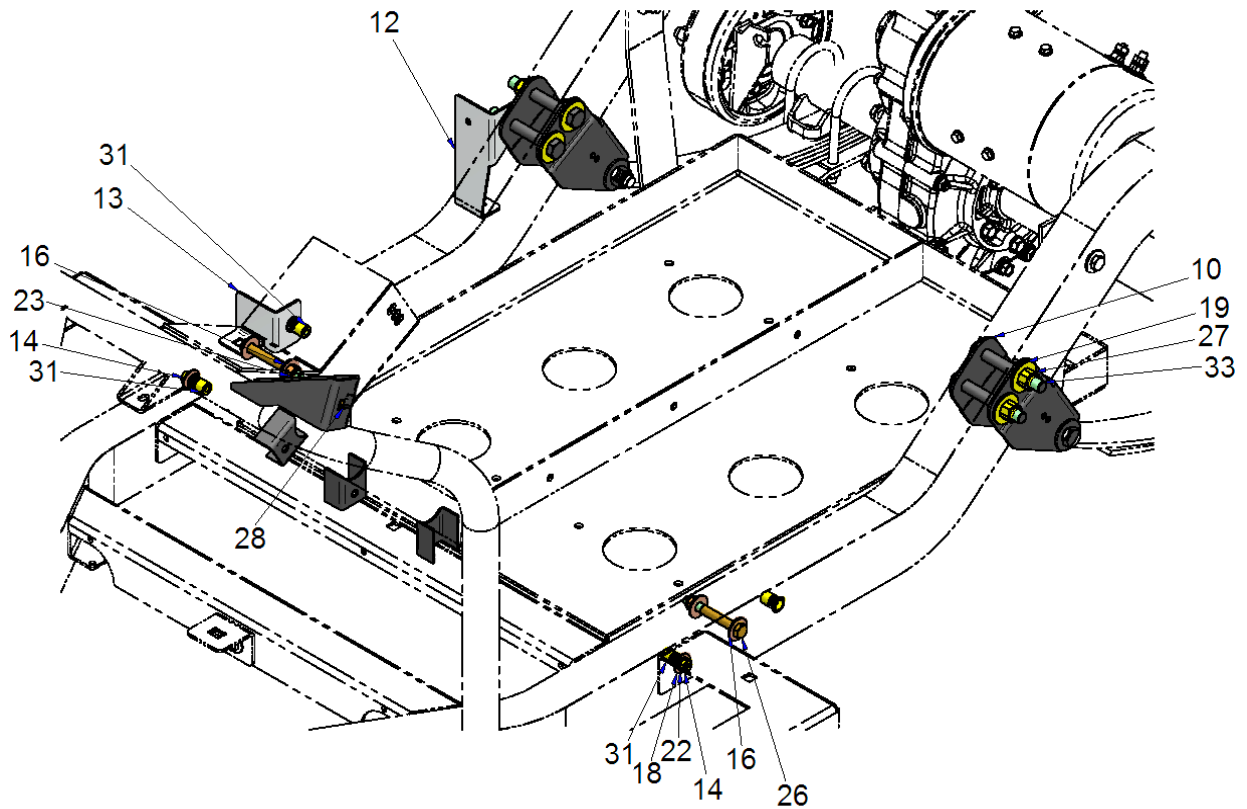
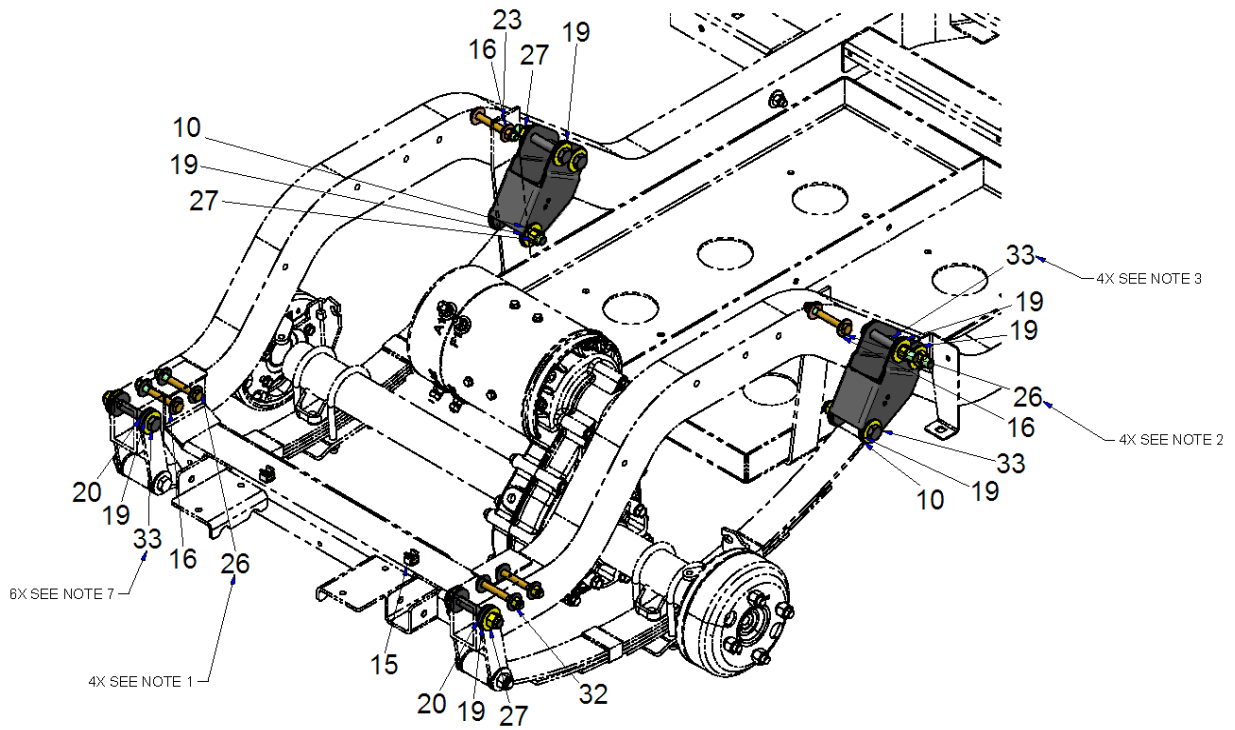
ALUMINUM CHASSIS – P5



- NOTES:
1. TORQUE BOLT TO 30 FT-LBS ±2
 2. TORQUE BOLT TO 35 FT-LBS ±2
 3. TORQUE BOLT TO 55 FT-LBS ±4
 4. APPLY RED LOCTITE & TORQUE BOLT TO 50 FT-LBS ±5
 5. TORQUE NUT TO 50 FT-LBS ±5
 6. TORQUE U-BOLT NUT TO 30 FT-LBS ±2
 7. TORQUE BOLT TO 85 IN-LBS MAX



ALUMINUM CHASSIS – P5 (Cont.)

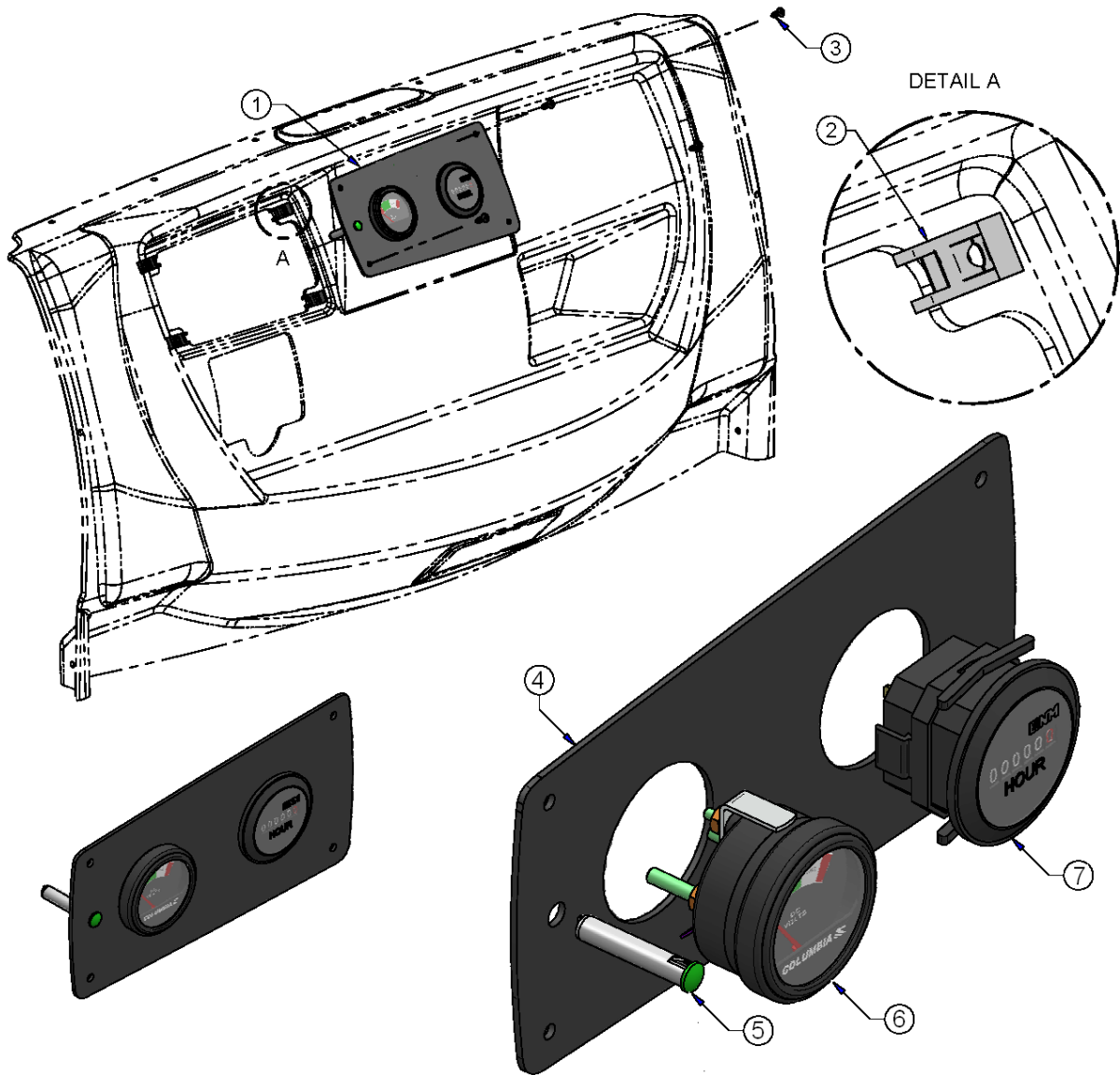


ALUMINUM CHASSIS – P5 (Cont.)

ITEM	CPC P/N	DESCRIPTION	QTY	SEATS P/N
1	*	BATTERY TRAY	1	311121SL
2	*	MID CROSS MEMBER	1	311139EC
3	*	CROSS MEMBER, REAR	1	311141EC
4	*	SIDE SUPPORT - LH	1	311144EC
5	*	SIDE SUPPORT - RH	1	311145EC
6	*	FRONT FRAME	1	311150
7	*	STEP SUPPORT - LH	1	311224EC
8	*	STEP SUPPORT - RH	1	311225EC
9	*	FLOOR SUPPORT	1	311633EC
10	*	SPRING HANGER BRACKET	2	514702EC
11	*	FLOOR SUPPORT BRACKET	1	515256EC
12	*	BRACKET, CONTROL BOX, LH	1	515561
13	*	BRACKET, CONTROL BOX, RH	1	515562
14	4017	SCREW, 5/16-18 X 1 HHC, GRD-8, YLW	8	708085
15	7536	NUT, CAGED, 5/16-18	2	708413
16	708840	WASHER 3/8" THRU-HARDENED FLAT PLTD.	16	708840
17	4004	SCREW 1/2-20X4 1/2 HHC G5	4	719647
18	6000-B	WASHER,5/16,USS/STD,F/W,BLK MAX	22	719771
19	6005	WASHER, FLT STL 1/2 STD UNHARD YWZC96	24	719772
20	6014	WASHER,3/8X1-1/16X1/8",NEOPRENE	8	719776
21	6702-B	WASHER,5/16,SAE,F/W,BLK MAX	90	719810
22	7041-B	WASHER, 5/16, REG-SPRG. LOCK, BLK MAX	5	719838
23	7778	NUT,3/8-16,GA,NE,NYLON INSERT, YWZC	4	719902
24	*	TUBE, CHASSIS - AL,WB70", 2X3 - RH	1	760806
25	*	TUBE, CHASSIS - AL,WB70",2X3 - LH	1	760807
26	4019	SCREW, 3/8-16X3, HHCS, G5, YWZC	8	760808
27	7539	NUT, 1/2-20, L/N, NYL, NE, G8 YWZC	12	760944
28	7537	NUT, 5/16-18, CAGE, TRIBLK	5	782045
29	4020	SCREW, 5/16-18X3, HHCS, G5, YWZC	10	782081
30	19148-13	NUT, 5/16-18, L/N, NYLOK, NE, G5, YWZC	13	782086
31	*	KNURLED INSERT, 5/16-18 RNG	10	782109
32	7534	NUT, 3/8-16 L/N, NYLOCK G8	4	782118
33	*	SCREW, 1/2-20X3.5 HHCS G5	8	782446
-	N/A	ALUMINUM CHASSIS (Includes above)	1	192501A

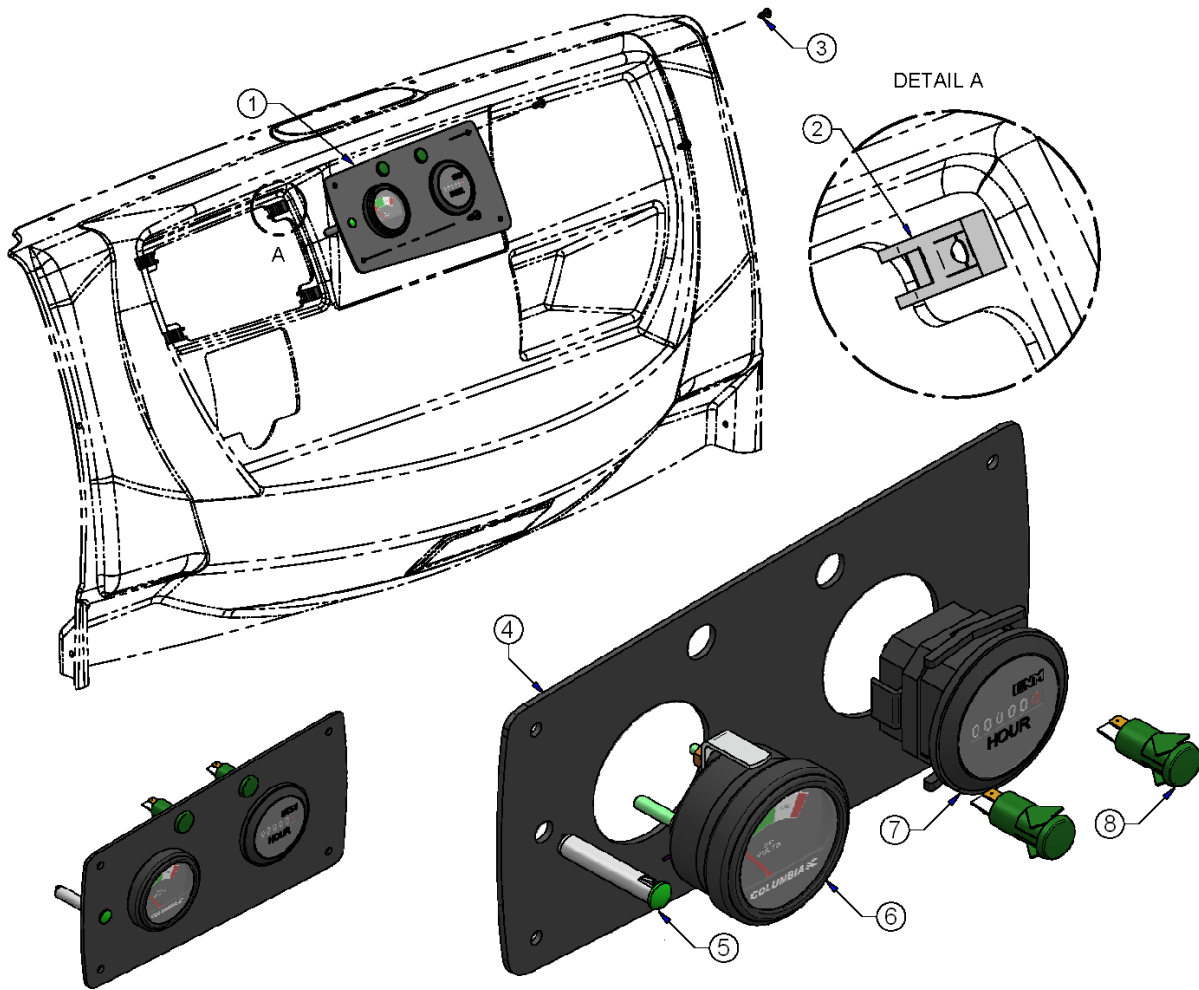
* SPECIAL ORDER

STANDARD DASH PANEL – P5



ITEM	CPC P/N	DESCRIPTION	QTY	SEATS P/N
1	*	DASH PANEL ASM (Includes Items 4 - 7)	1	467899
2	7531	#10 SPRING U-NUT	4	760889
3	2641	SCREW, #10-16 X 1 PPH,	4	729263
4	*	DASH PANEL	1	514892
5	67791-08	INDICATOR, LED, GREEN	1	759932
6	75061-07	BDI, 48V	1	759842
7	75033-91A	HOUR METER, 10-80 VOLT DC	1	709452

DELUXE DASH PANEL – P5

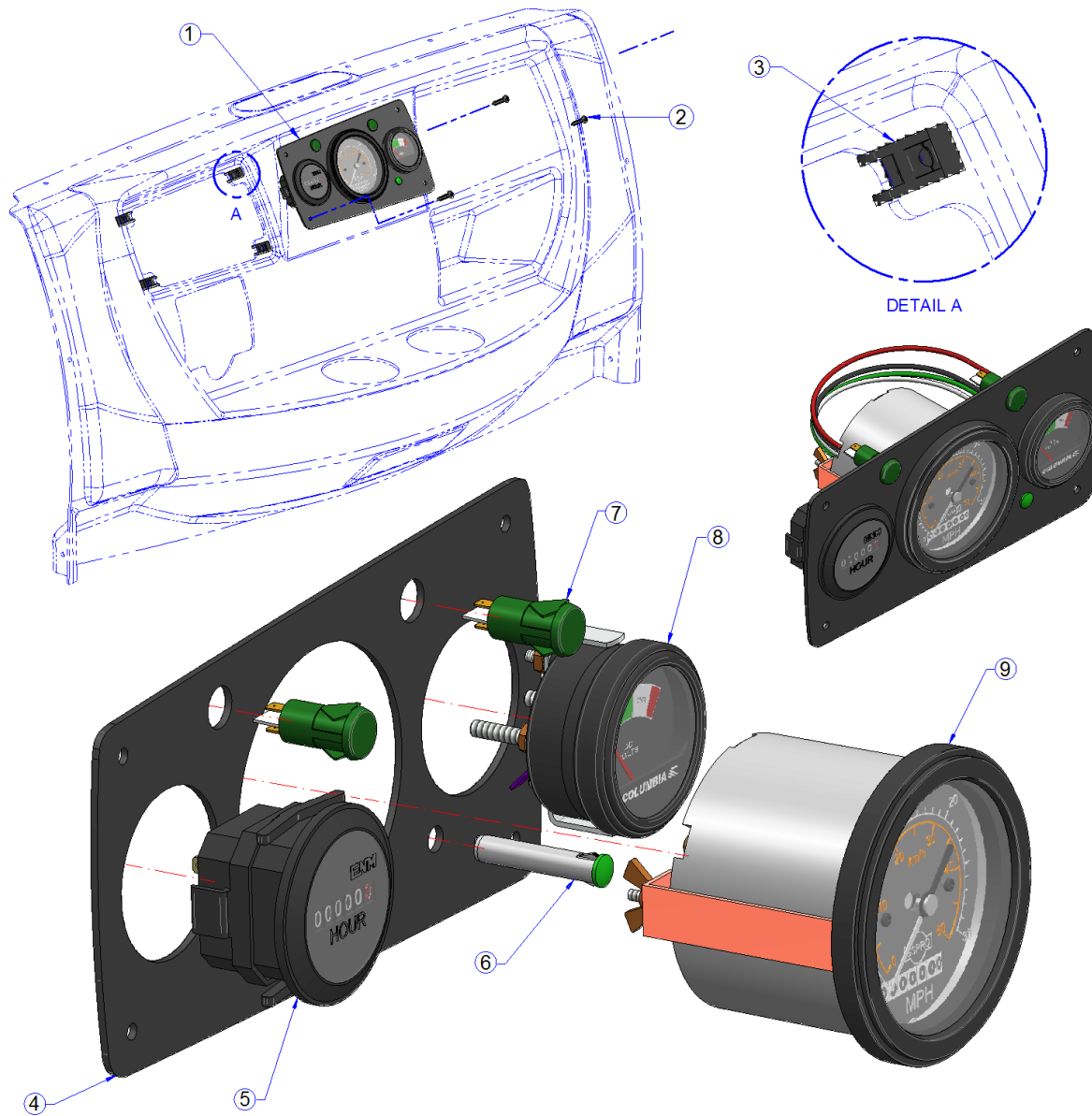


ITEM	CPC P/N	DESCRIPTION	QTY	SEATS P/N
1	*	DASH PANEL ASM W/TURN SIGNAL (Includes Items 4 - 9)	1	467898
2	7531	#10 SPRING U-NUT	4	760889
3	2641	SCREW, #10-16 X 1 PPH,	4	729263
4	51398-14	DASH PANEL W/TURN SIGNAL	1	514893
5	67791-08	INDICATOR, LED, GREEN	1	759932
6	75061-07	BDI, 48V	1	759842
7	75033-91A	HOUR METER, 10-80 VOLT DC	1	709452
8	67790-00	LIGHT, DASH SIGNAL INDICATOR	2	709111
9**	69524-13	HARNESS, TURN SIGNAL ADAPTER	1	760847

* SPECIAL ORDER

** NOT SHOWN

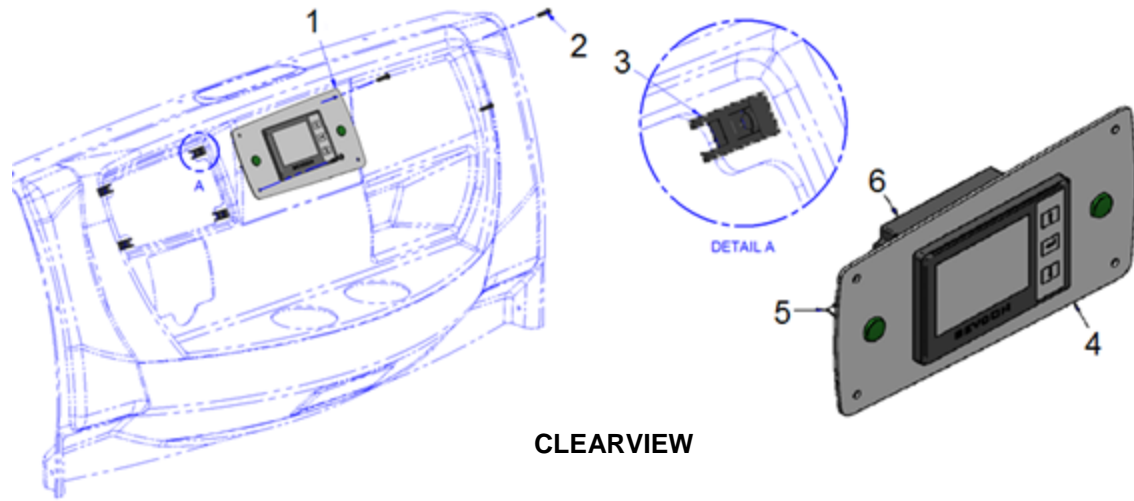
MULTI-DISPLAY DASH PANEL W/SPEEDOMETER – P5



ITEM	CPC P/N	DESCRIPTION	QTY	SEATS P/N
1	*	DASH PANEL ASSEMBLY W/SPEEDOMETER (Includes Items 4 - 8)	1	467897
2	2641	SCREW, #10-16 X 1 PPH,	4	729263
3	7531	#10 SPRING U-NUT	4	760889
4	51399-14	DASH PANEL W/SPEEDOMETER	1	514894
5	75033-91A	HOUR METER, 10-80 VOLT DC	1	709452
6	67791-08	INDICATOR, LED, GREEN	1	759932
7	67790-00	LIGHT, DASH SIGNAL INDICATOR	2	709111
8	75061-07	BDI, 48V	1	759842
9	69990-10	SPEEDOMETER, 0 – 30 MPH 3 3/8"	1	760690
10**	69524-13	HARNESS, TURN SIGNAL ADAPTER	1	760847
11	69535-14	HARNESS, SPEEDOMETER ADAPTER (Not Shown)	1	761023

* SPECIAL ORDER

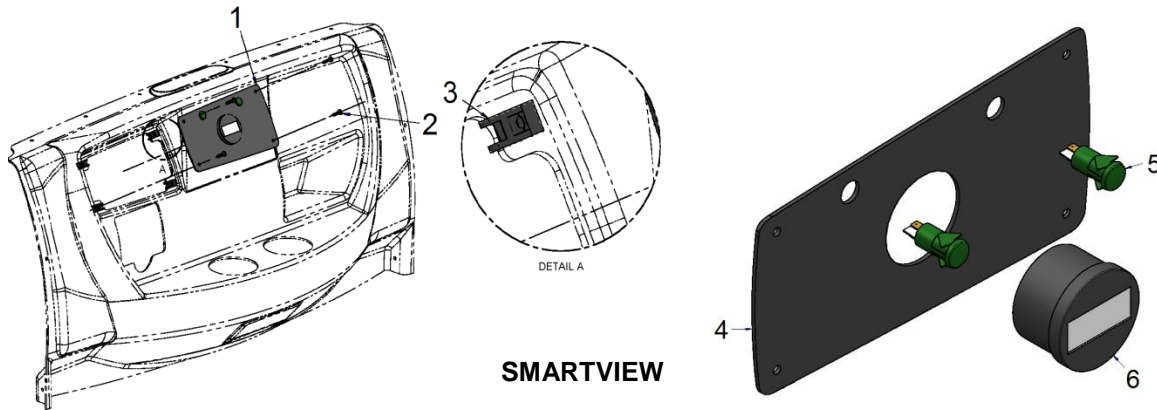
DISPLAY PANELS AC DRIVE- P5



CLEARVIEW

ITEM	CPC P/N	DESCRIPTION	QTY	SEATS P/N
1	*	AC DASH PANEL ASSEMBLY (Includes Items 4 –6)	1	467986
2	2641	SCREW, #10X1, PPH	4	729263
3	7531	NUT, #10 SPRING	4	760889
4	51418-14	AC DASH PANEL CLEARVIEW	1	515268
5	67790-00	LIGHT, SIGNAL INDICATOR	2	709111
6	69534-13	CLEARVIEW DISPLAY	1	760958
7	69524-13	HARNESS, TURN SIGNAL INDICATOR ADAPTER	1	760847
	N/A	CLEARVIEW DISPLAY PANEL AC (includes above)	1	192566A

* SPECIAL ORDER ** NOT SHOWN (See Section 5)

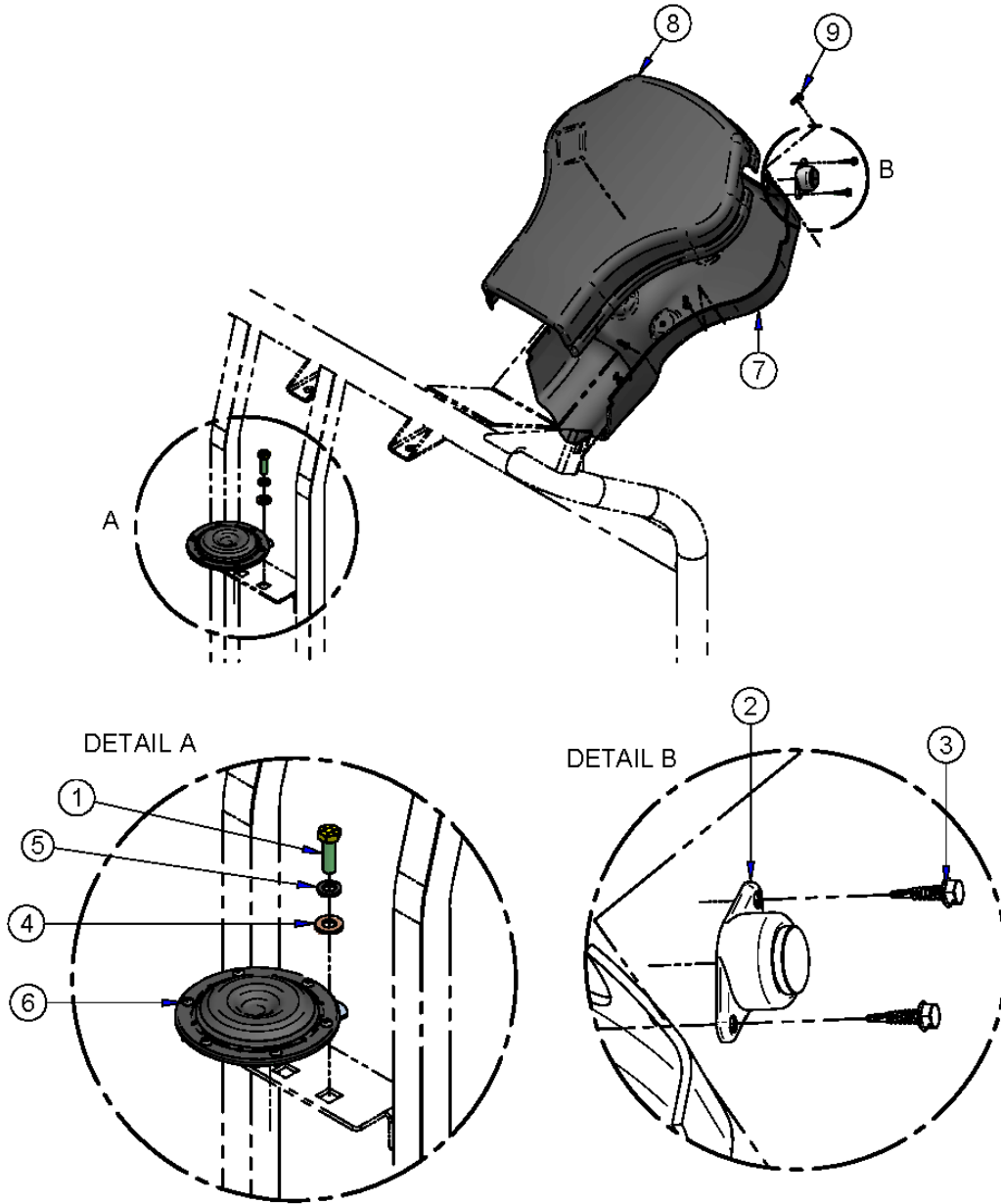


SMARTVIEW

ITEM	CPC P/N	DESCRIPTION	QTY	SEATS P/N
1	*	AC DASH PANEL ASSEMBLY (Includes Items 4 –6)	1	468030
2	2641	SCREW, #10X1, PPH	4	729263
3	7531	NUT, #10 SPRING	4	760889
4	*	AC DASH PANEL SMARTVIEW	1	516128
5	67790-00	LIGHT, SIGNAL INDICATOR	2	709111
6	*	SMARTVIEW DISPLAY	1	761154
7	*	HARNESS, TURN SIGNAL INDICATOR ADAPTER	1	761157
-	N/A	SMARTVIEW DISPLAY PANEL AC (includes above)	1	192889A

* SPECIAL ORDER ** NOT SHOWN (See Section 5)

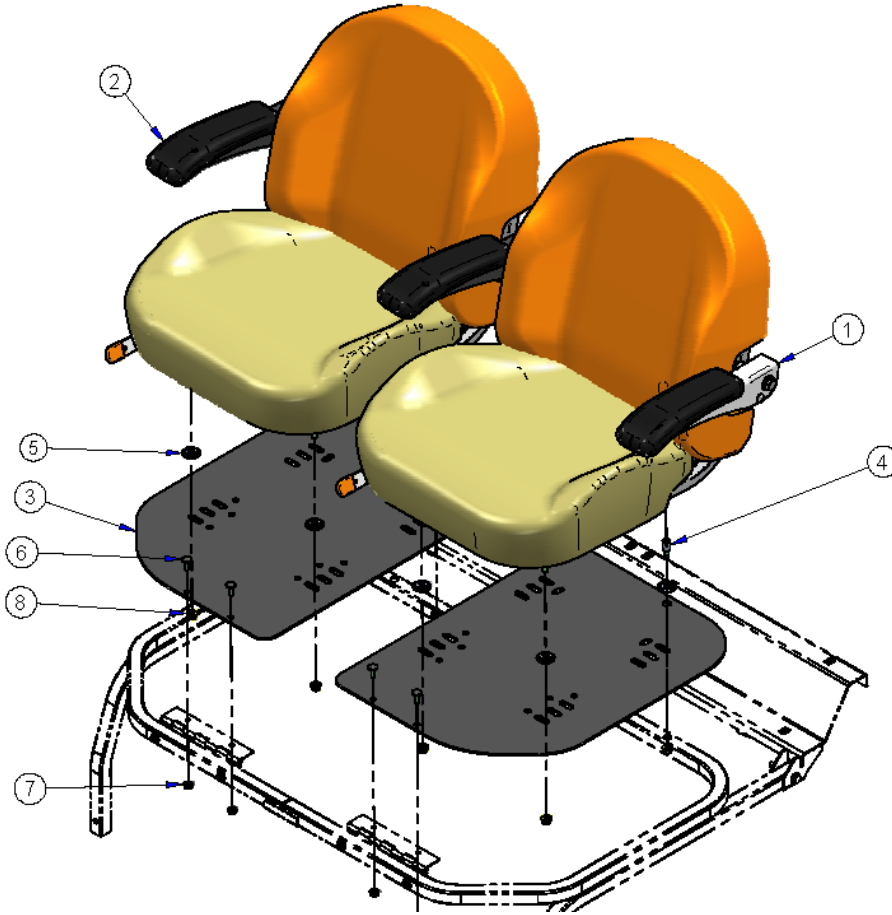
48V HORN – P5



ITEM	CPC P/N	DESCRIPTION	QTY	SEATS P/N
1	4017	SCREW, 5/16-18 X 1 HHC, GRD-8, YLW	1	708085
2	71808-00	SWITCH, HORN BUTTON, SURFACE MOUNT	1	709176
3	2653-B	SCREW, #10 X 3/4 HWH TEK #3	2	719583
4	6702-B	WASHER, 5/16, SAE, F/W, BLK MAX	1	719810
5	7041-B	WASHER, 5/16 REG-SPRG LOCK	1	719838
6	69003-12	HORN, 48V (2 TERMINAL)	1	760753
7	68001-14	COVER, COLUMN, LOWER	1	760852
8	68002-14	COVER, COLUMN, UPPER	1	760853
9	1503	SCREW, #10-16X1/2 PPH, SHT METAL TYPE B	6	760890

* SPECIAL ORDER

BUCKET SEATS – P5



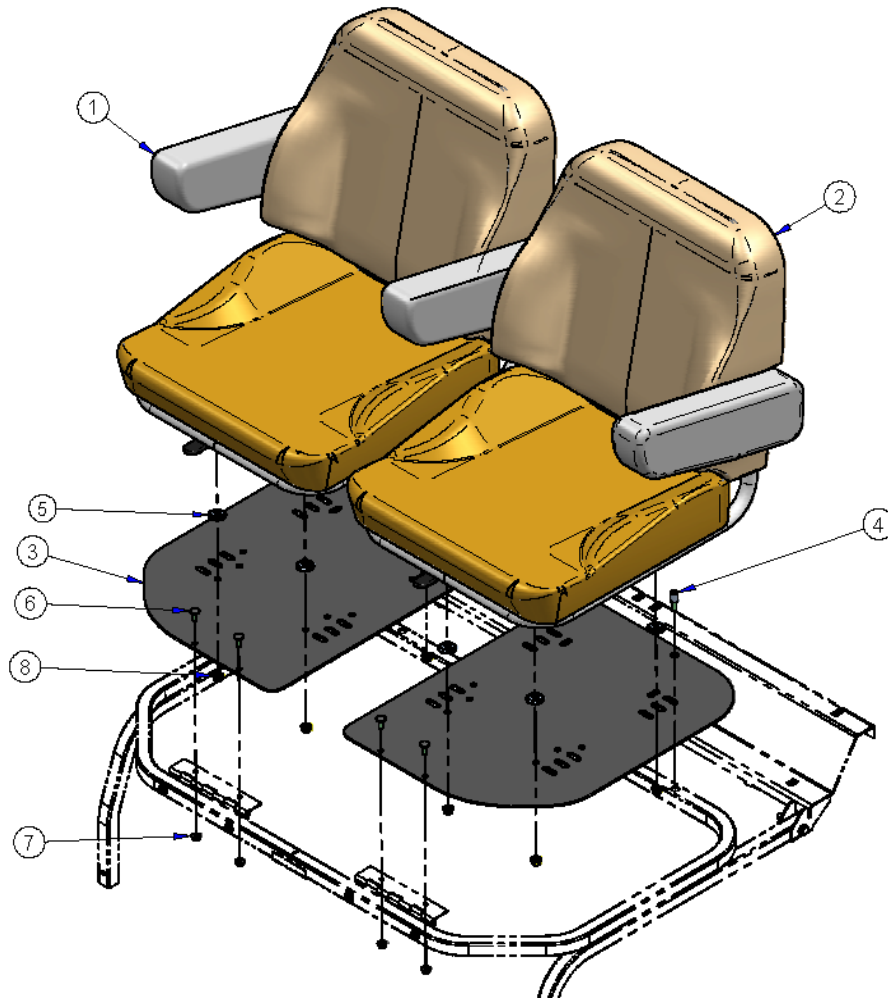
ITEM	CPC P/N	DESCRIPTION	QTY	SEATS P/N
1	52687-14	1110 COMPANION W/TRACKS & ARMS (See Notes)	1	182666%A
2	52688-14	1110 COMPANION W/TRACKS, RIGHT ARM (See Notes)	1	182666%RA
3	52691-12	COVER PLATE	2	514780
4	52692-14	STUD, SEAT PAN LOCATOR	2	515613
5	6972	BELL WASHER	8	707282
6	5404-B	SCREW, 1/4-20 X 3/4, CARR, G5,	4	719747
7	7724-B	NUT, 1/4-20, SERR, FLANGE LOCK	4	719887
8	7810	NUT 5/16-18 GR G FLANGE LOCK YWZC	8	719906

* SPECIAL ORDER

NOTES:

1. Include VIN to insure correct color. For two color bolstered cushions, the first color listed is on the outside. The second color listed is on the inside.
2. If seat has been delivered un-upholstered see Page 29 for armrest installation

DELUXE BUCKET SEATS – P5



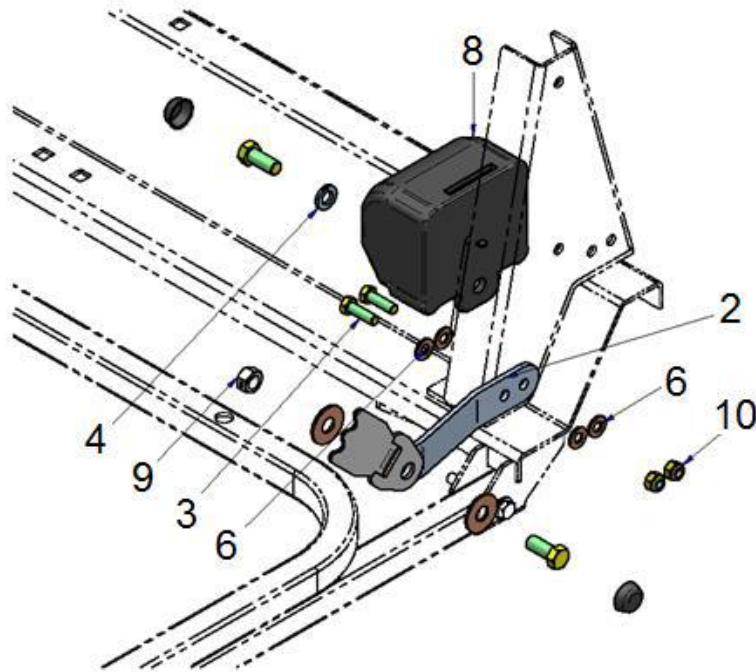
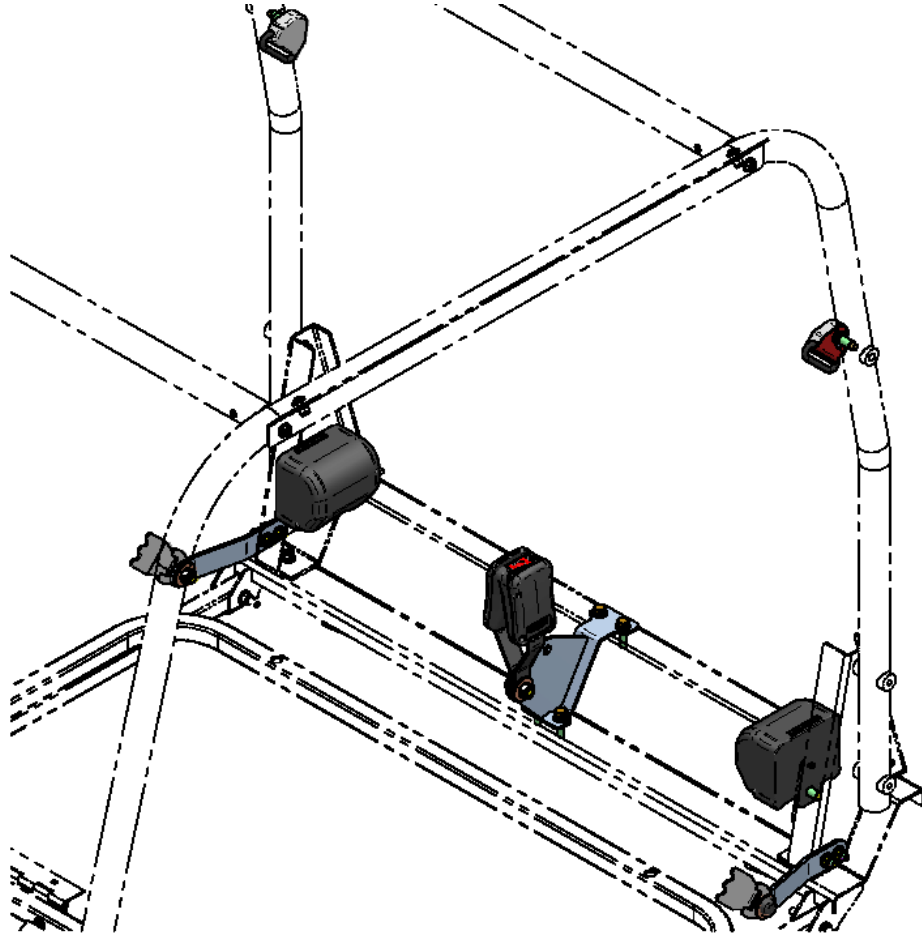
ITEM	CPC P/N	DESCRIPTION	QTY	SEATS P/N
1	52916-12	DELUXE COMPANION W/TRACKS & ARMS (See Note)	1	178987%A
2	52912-04RH	DELUXE COMPANION W/TRACKS, RIGHT ARM (See Note)	1	178987%RA
3	52691-12	COVER PLATE	2	514780
4	52692-14	STUD, SEAT PAN LOCATOR	2	515613
5	6972	BELL WASHER	8	707282
6	5404-B	SCREW, 1/4-20 X 3/4, CARR, G5,	4	719747
7	7724-B	NUT, 1/4-20, SERR, FLANGE LOCK	4	719887
8	7810	NUT 5/16-18 GR G FLANGE LOCK YWZC	8	719906

* SPECIAL ORDER

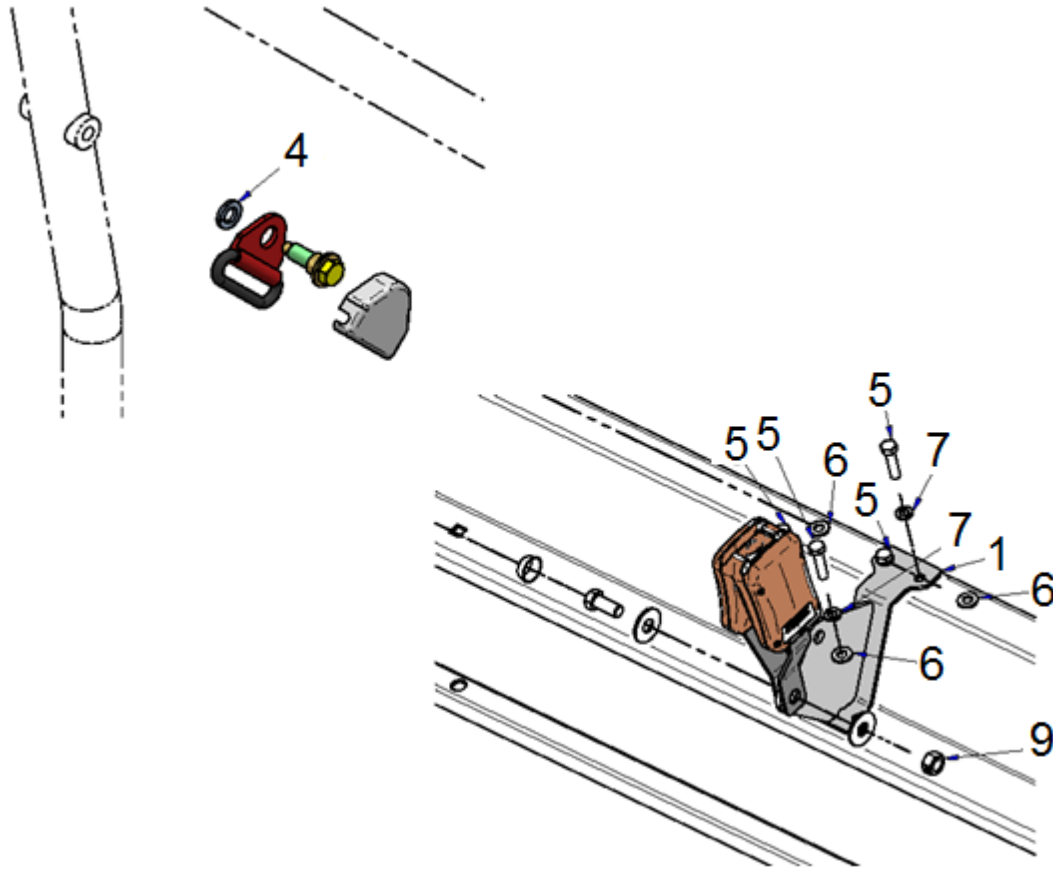
NOTE: Include VIN to insure correct color

For two color bolstered cushions, the first color listed is on the outside. The second color listed is on the inside.

3-PT BUCKET SEATBELTS – P5



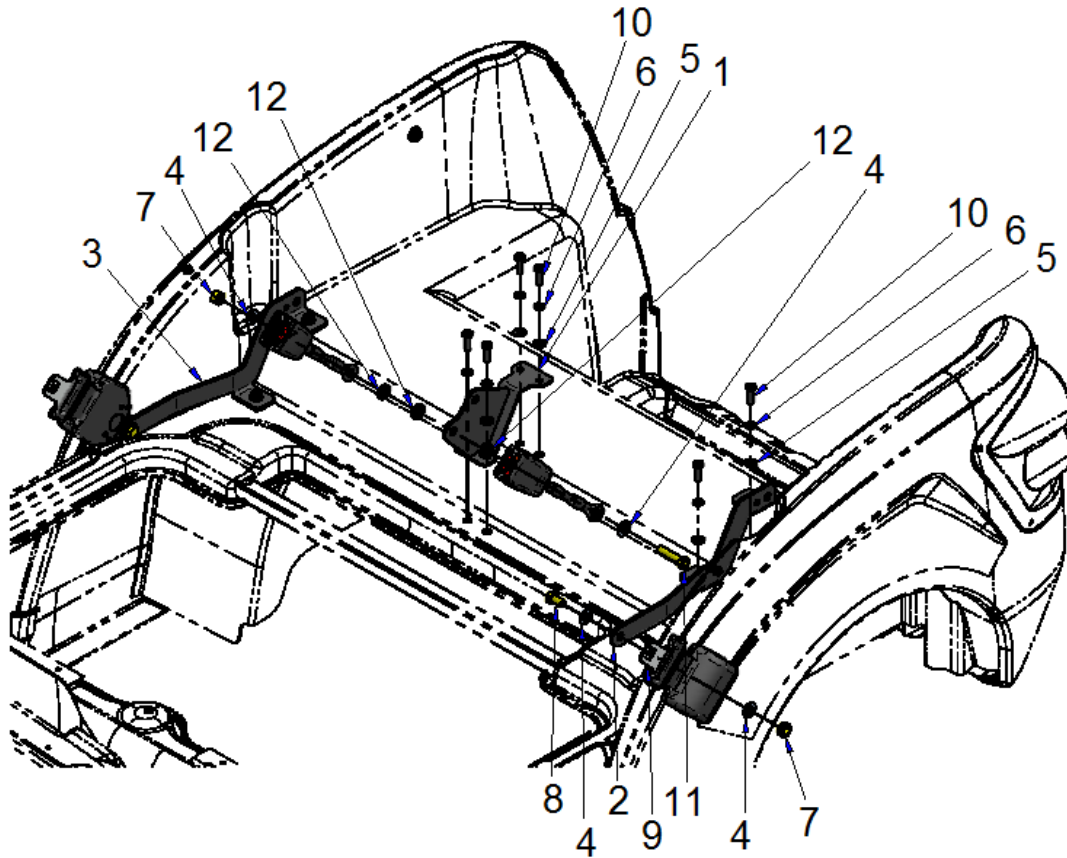
3-PT BUCKET SEATBELTS – P5 Cont.



ITEM	CPC P/N	DESCRIPTION	QTY	SEATS P/N
1	*	SEAT BELT MOUNTING BRACKET	1	312289
2	52654-14	SEAT BELT ANCHOR, OUTSIDE	2	514824
3	4017	SCREW, 5/16-18 X 1 HHC, GRD-8, YLW	4	708085
4	7039	WASHER, 7/16 LOCK	4	709188
5	2871-W	SCREW, 5/16-18X1 1/4	4	719592
6	6702-B	WASHER,5/16,SAE,F/W,BLK MAX	12	719810
7	7041-B	WASHER, 5/16 SPRG LOCK	4	719838
8	53100-10	SEAT BELT, 3-PT, KIT	2	760585
9	7700	NUT,7/16-20,C-LOCK,GB,YWZC	3	781041
10	19148-13	NUT, 5/16-18, L/N, NYLOK, NE, G5, YWZC	4	782086
11	75262-14	KIT, BUCKET SEAT BELTS (Includes above Items)	1	192522U

* SPECIAL ORDER

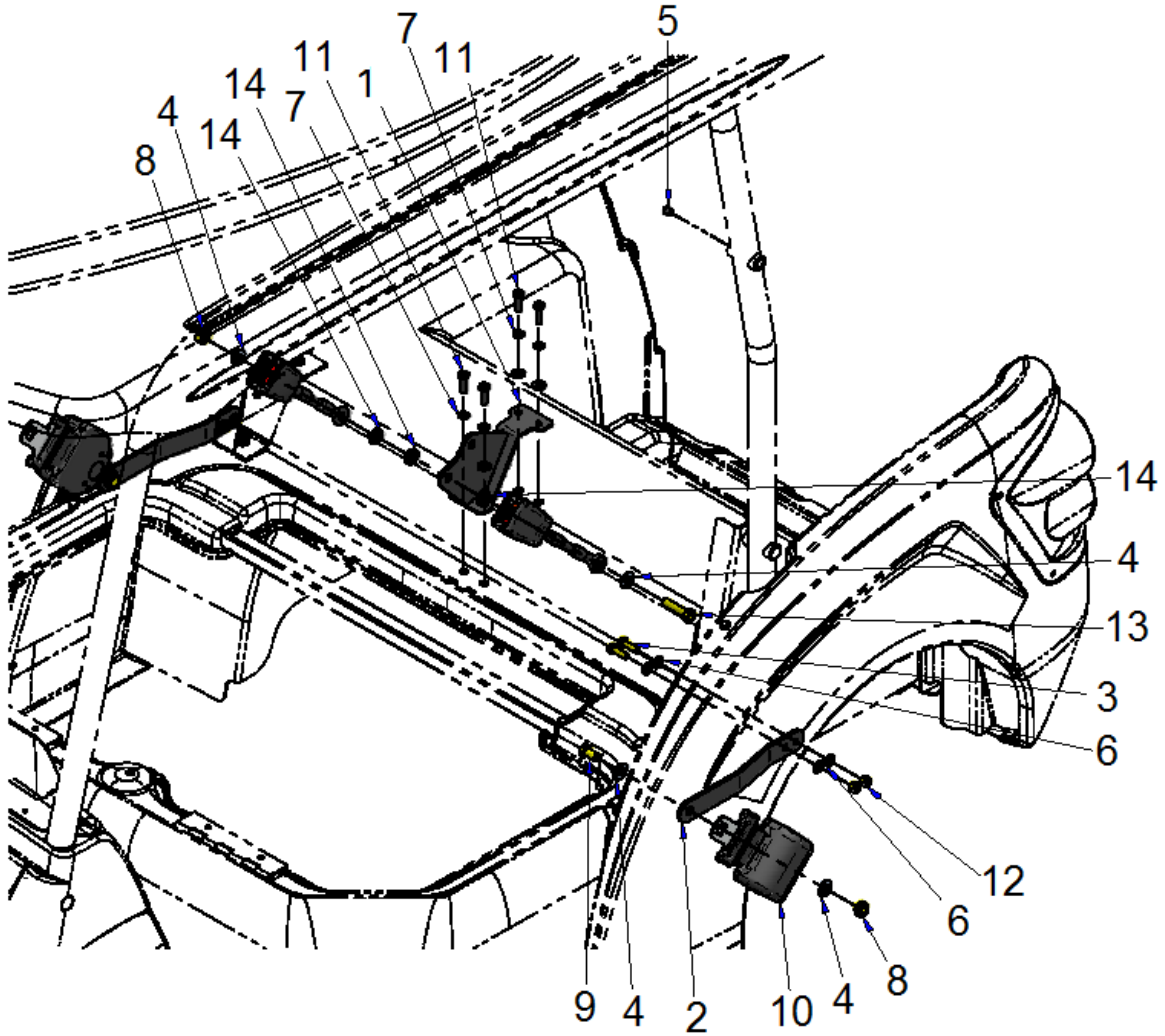
2-PT SEAT BELTS W/O SUNTOP - P5



ITEM	CPC P/N	DESCRIPTION	QTY	SEATS P/N
1	52653-14	CENTER SEAT BELT BRACKET	1	311262
2	*	BRACKET, SEAT BELT ANCHOR, 2-PT	2	516393
3	4017	SCREW, 5/16-18X1 HHC G8	4	708085
4	6200	WASHER, 7/16	6	708153
5	*	HOLE PLUG 3/8	2	719363
6	6702-B	WASHER, 5/16, SAE, F/W, BLK MAX	12	719810
7	7041-B	WASHER, 5/16, REG-SPRG LOCK, BLK MAX	3	719838
8	7700	NUT, 7/16-20, C-LOCK, GB, YWZC	2	781041
9	4022	SCREW, 7/16-20 X 3/4, HHCS, G5, YWZC	2	781434
10	75091-14	SEAT BELT, 2X48, 2-TTH ALR H2 CABLE	2	781923
11	4023	SCREW, 5/16-18 X 1, HHCS, G5, TRIBLK	8	782037
12	19148-13	NUT, 5/16 L/N NYLOK G5		782086
13	*	SCREW, 7/16-20X1 3/4 HHCS G8	1	782115
14	*	SPACER, .875X.531X.187	3	782300
-	52663-14	KIT, 2 PT SEATBELTS (Includes above)	1	192900U

* SPECIAL ORDER

2-PT SEAT BELTS WITH SUNTOP - P5



ITEM	CPC P/N	DESCRIPTION	QTY	SEATS P/N
1	52653-14	CENTER SEAT BELT BRACKET	1	311262
2	52657-14	BRACKET, SEAT BELT ANCHOR, 2-PT, LH	1	515650
3	52658-14	BRACKET, SEAT BELT ANCHOR, 2-PT, RH	1	515651
4	6200	WASHER, 7/16	8	708153
5	6702-B	WASHER, 5/16, SAE, F/W, BLK MAX	8	719810
6	7041-B	WASHER, 5/16, REG-SPRG LOCK, BLK MAX	3	719838
7	7700	NUT, 7/16-20, C-LOCK, GB,YWZC	2	781041
8	4022	SCREW, 7/16-20 X 3/4, HHCS, G5, YWZC	2	781434
	75091-14	SEAT BELT, 2X48, 2-TTH ALR H2 CABLE	2	781923
9	4023	SCREW, 5/16-18 X 1, HHCS, G5, TRIBLK	8	782037
10	*	SCREW, 7/16-20X1 3/4 HHCS G8	1	782115
11	*	SPACER, .875X.531X.187	3	782300
-	51543-14	KIT, 2 PT SEATBELTS (Includes above)	1	192645U

* SPECIAL ORDER

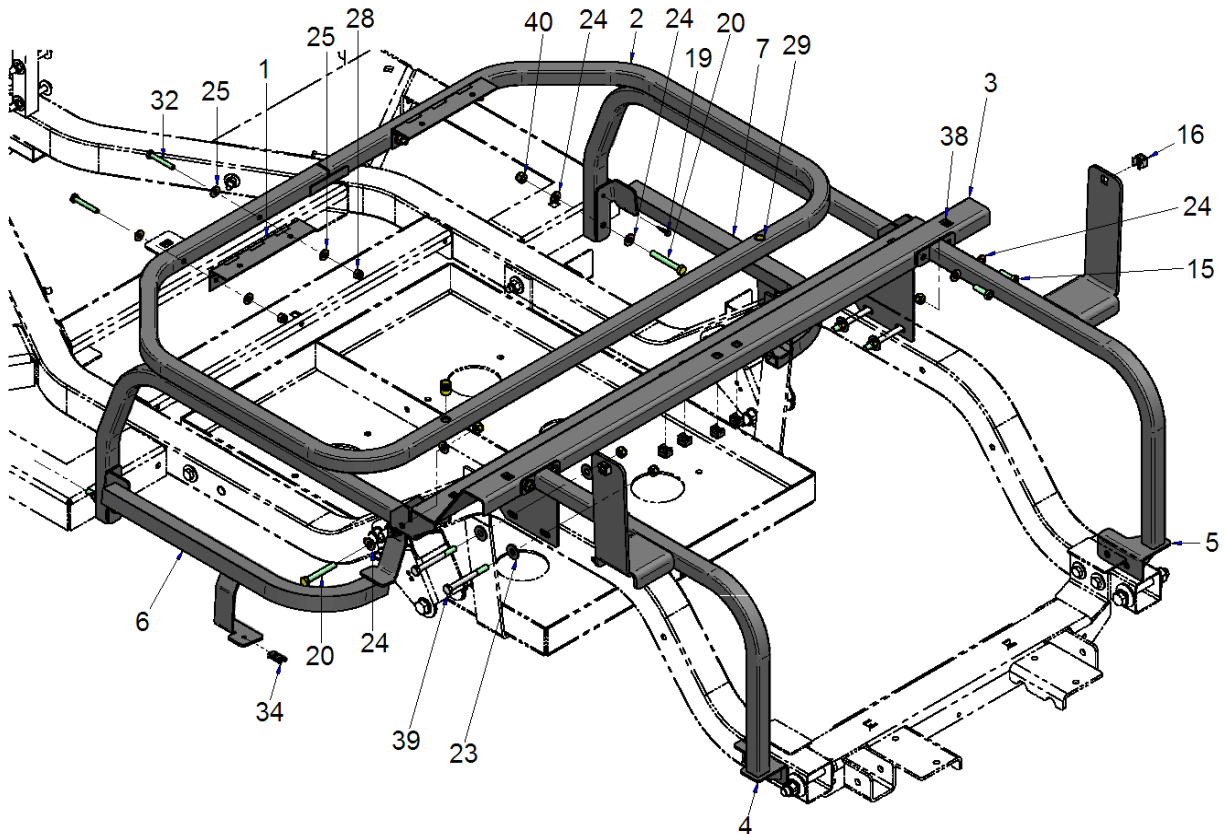
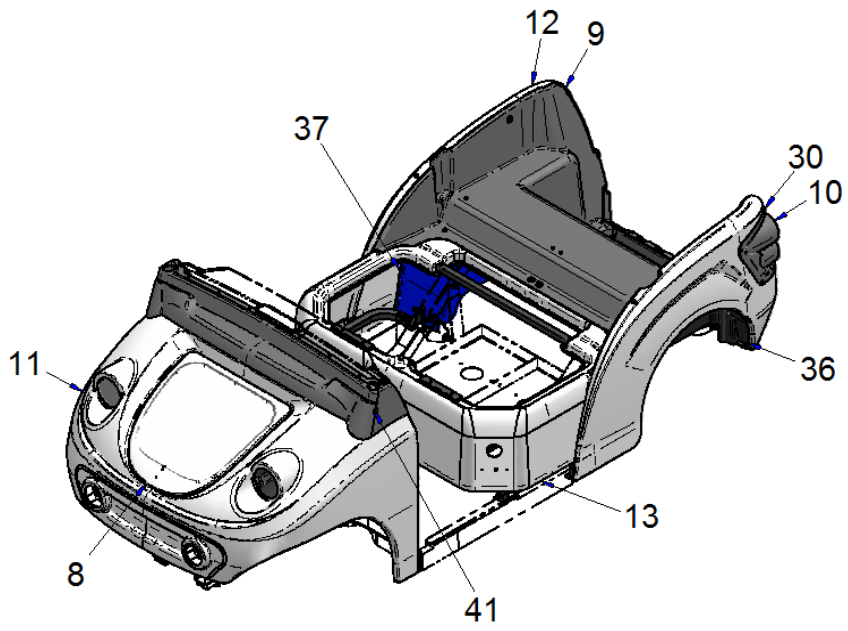
WHEELS – P5



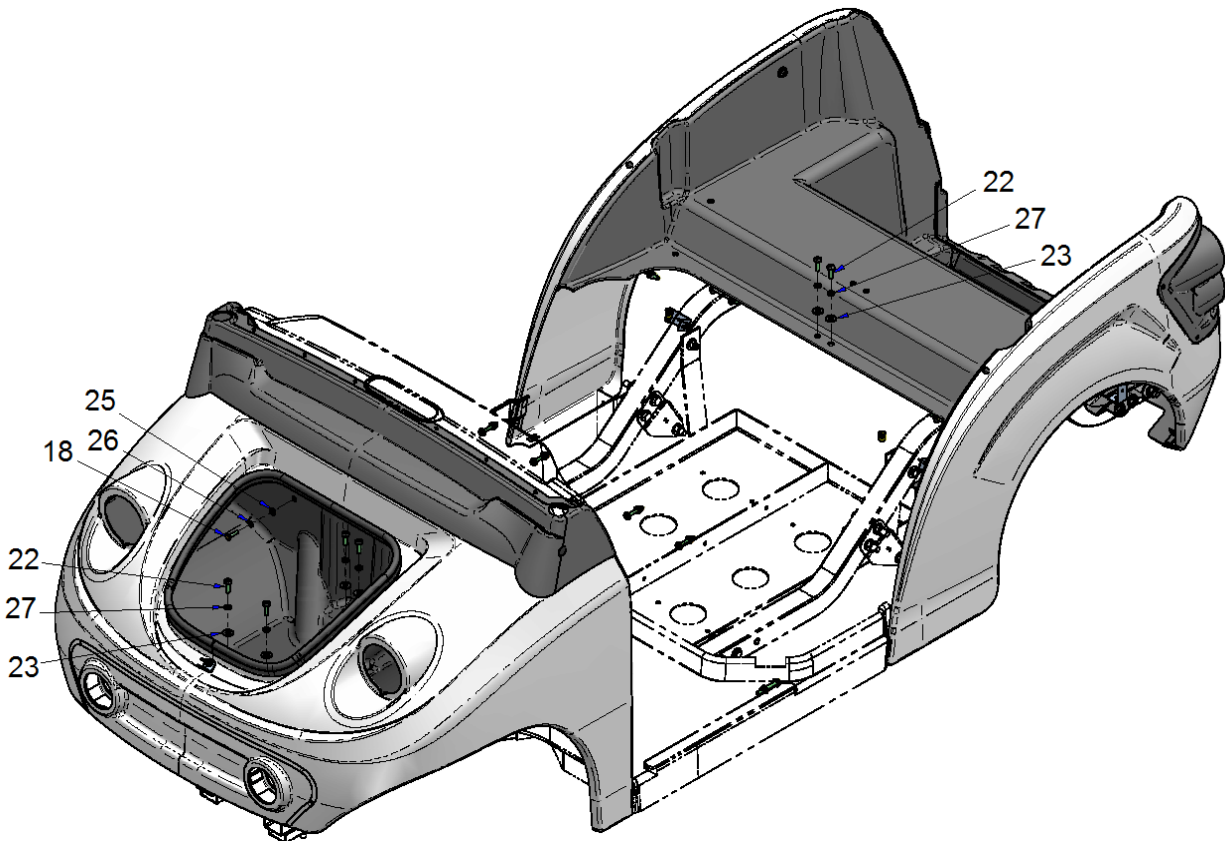
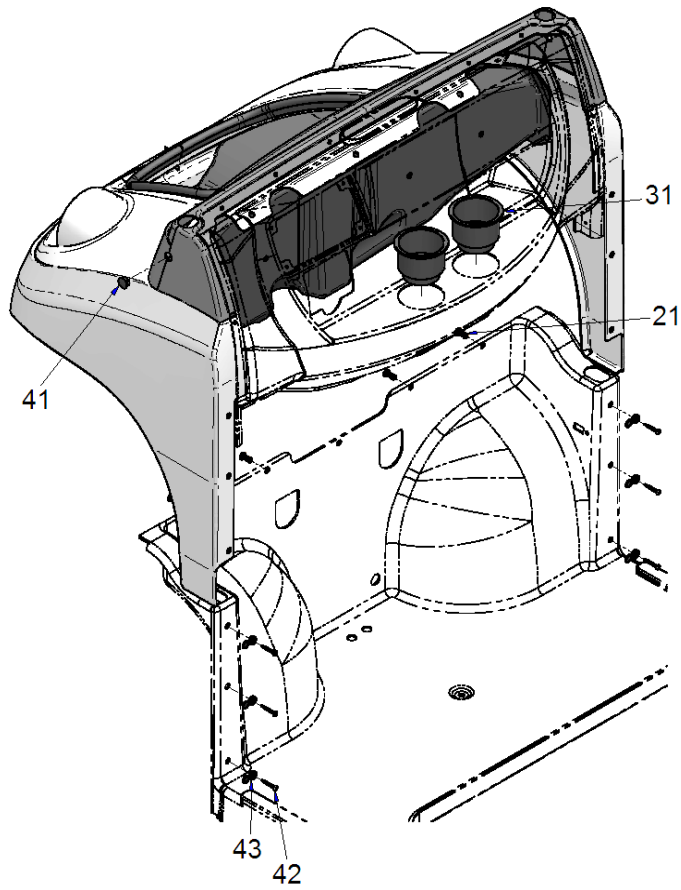
ITEM	CPC P/N	DESCRIPTION	QTY	SEATS P/N
1	41018-13	TIRE/WHEEL ASM, 215/50/R13 4H CHROME	4	514713
2	41022-13	TIRE/WHEEL ASM 215/50R13 4H ALUM TEAR	4	514715
3	*	TIRE/WHEEL ASM, 165/65/R13 4H CHROME	4	514547
4	45011-04	TIRE/WHEEL ASM 175/50R13 4H ALUM TEAR	4	515581
5	41023-13	TIRE/WHEEL ASM, 215/50R13 4H PAINTED	4	515487
6	*	TIRE/WHEEL ASM 175/50R13 4H PAINTED	4	516088
7	41002-06	TIRE/WHEEL ASM 215/60-TURF WHITE 4H	4	759726
8	40972-07	TIRE/WHEEL ASM, INDUST 145R12, 4 HOLE	4	759848
9	40896-13	TIRE/WHEEL ASM, 205/50-10 BLACK 4H	4	760962
10	44009-15	TIRE/WHEEL ASM, 205/65-10 4H	4	761198
11	41020-04	TIRE 175/50R13 (Used w/Item 6)	4	719329
12	40974-07	TIRE, 175/50R13, HIGH SPEED, INDUST (Used w/Item 4)	4	759850
13	43607-13	TIRE, 215/50R13 (Used w/Item 1, 2, 5)	4	760782
14	45253-12A	TIRE, 165/65R13 (Used w/Item 3)	4	760786
15	43608-06	WHEEL, 13X5.5 TEARDROP 4H (Used w/Item 2)	4	759806
16	40976-07	WHEEL, 12" 4H (Used w/Item 4)	4	759852
17	41019-04	WHEEL 13X5.5 CHROME 4H (Used w/Item 1, 3,)	4	759789
18	41028-13	WHEEL 13X5.5 E-RESIN PAINT 4H (Used w/Item 5, 6)	4	761005
19	43152-66	LUG NUT, 1/2-20 (Used w/Item 5, 6 7)	16	709002
20	43154-04	LUG NUT, CHROME, 1/2-20 (Used w/Item 1,3, 8, 10)	16	719332
21	43155-04	LUG NUT, 13" (Used w/Item 2, 4, 9)	16	719388
22	41702-09	32 PSI LABEL (Used w/Item 1 - 6)	4	712173
23	*	45 PSI LABEL (With Item 8, 10)	4	761166
24	43740-04	SPACER, 10GA, 4H (Used w/Item 1,3,5, 6, 8, 9)	4	509958PL
25	40513-04	CAP, CHROME CENTER 13" (Used w/Item 1,2, 3, 4, 8)	4	719387
26	44011-15	CAP, CENTER CHROME 2.5" (Used w/Item 10)	4	761196
27	40897-13	WHEEL CAP (Used w/Item 9)	4	760963
28	41019-14	WHEEL, 13X5.5 CHROME. MOD, 4H (Used w/Item 1)	4	759789

* SPECIAL ORDER

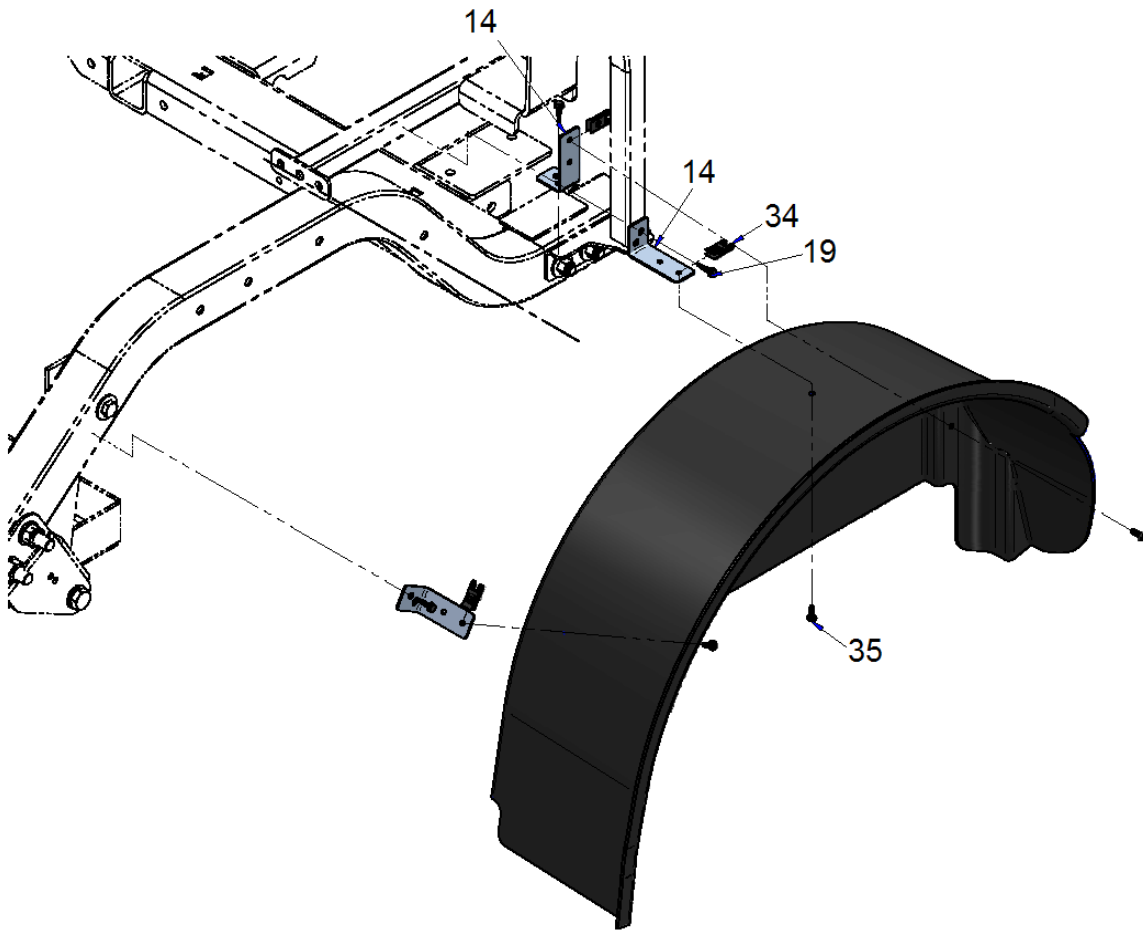
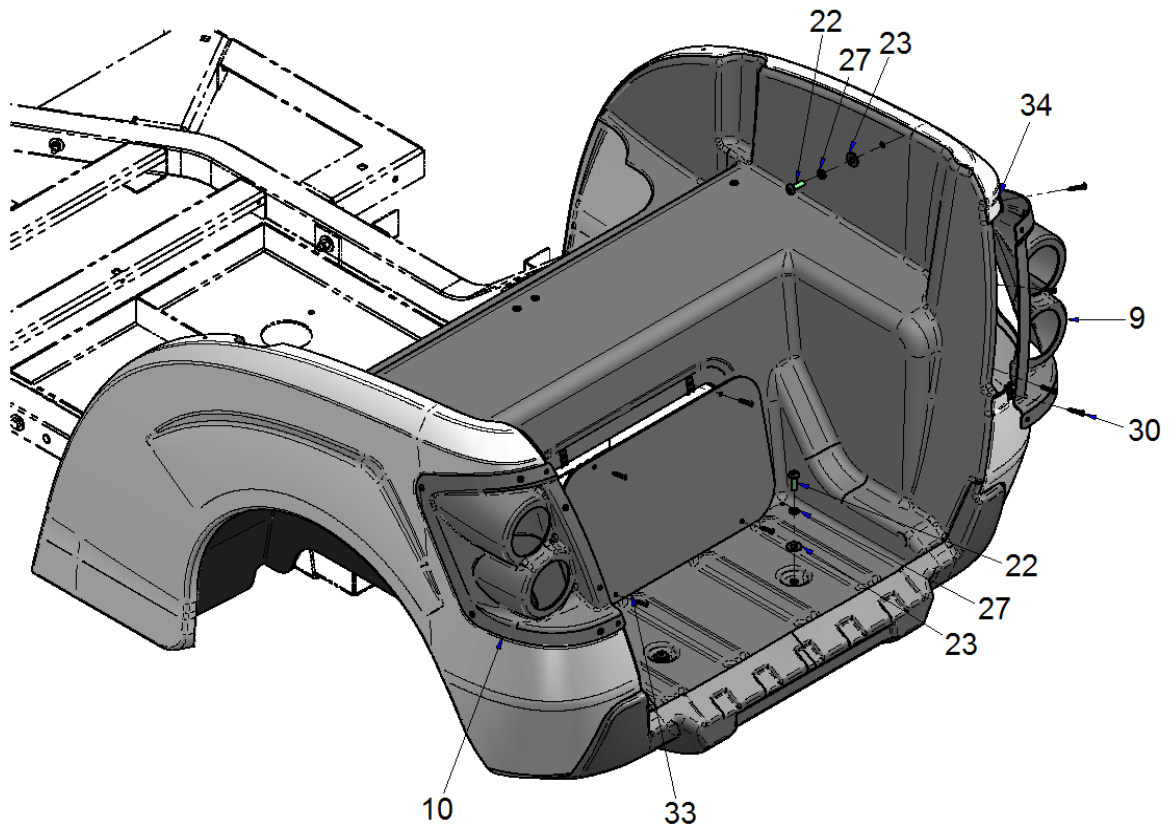
BODY, HEADLIGHTS – P5



BODY, HEADLIGHTS - P5 (Cont.)



BODY, HEADLIGHTS – P5 (Cont.)



BODY, HEADLIGHTS – P5 (Cont.)

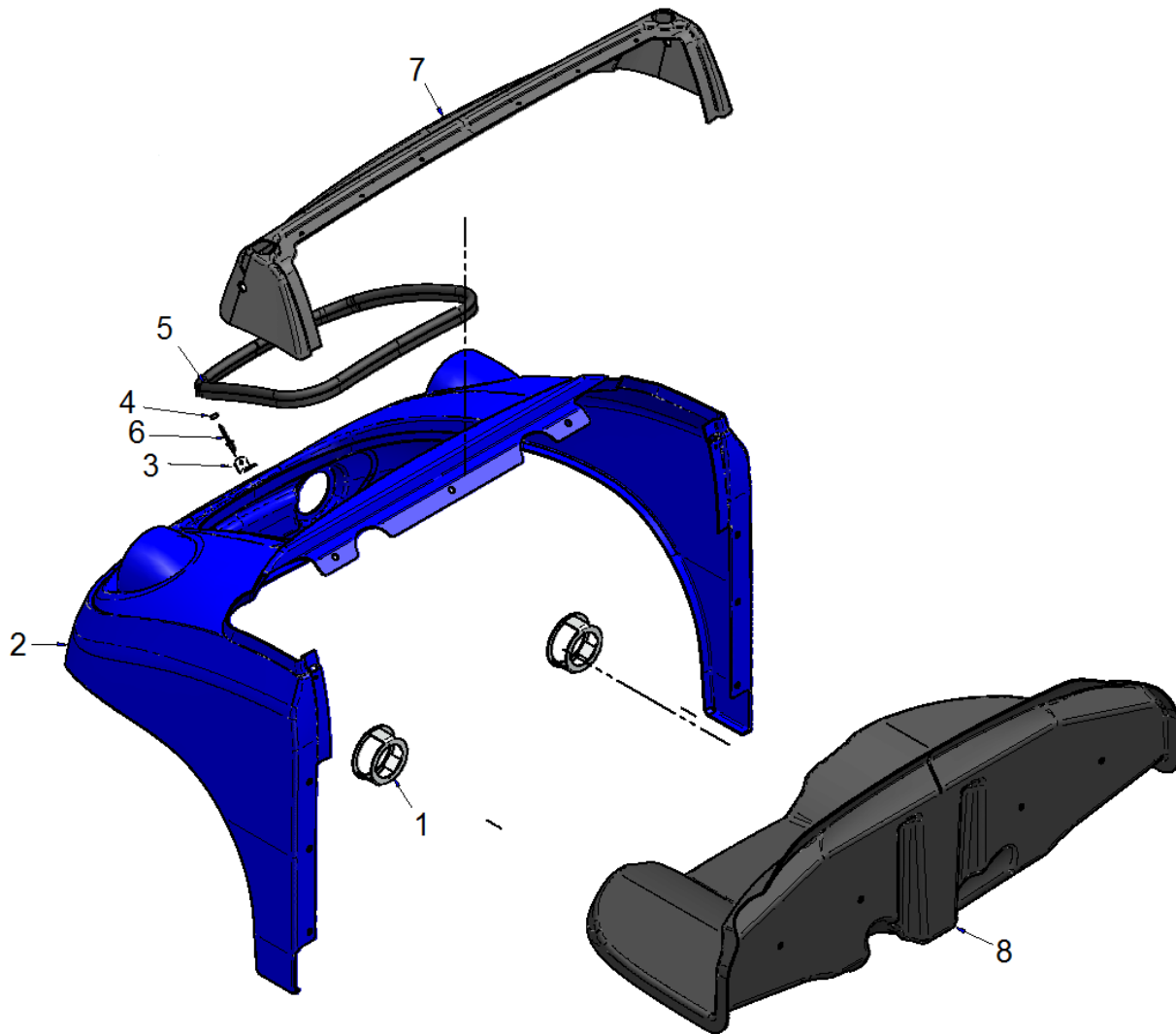
ITEM	CPC P/N	DESCRIPTION	QTY	SEATS P/N
1	52918-07	HINGE CARGO SEAT	2	308737PL
2	*	SEAT BASE	1	311226EC
3	*	REAR BODY SUPPORT	1	311227EC
4	*	REAR-FACING SEAT SUPPORT, LH	1	311317EC
5	*	REAR-FACING SEAT SUPPORT	1	311318EC
6	*	MID-BODY SUPPORT LH	1	311913
7	*	MID-BODY SUPPORT RH	1	311914
8	50132-14	PAINTED, HOOD (See Note)	1	467907
9	50143-14	ASSY, TAIL LAMP BEZEL, RH	1	467909
10	50144-14	ASSY, TAIL LAMP BEZEL, LH	1	467910
11	*	ASSY, FRONT MODULE PAINTED (See Note)	1	467923
12	50134-14	ASSY, REAR MODULE PAINTED (See Note)	1	467925
13	50493-15	SINGLE STAGE, MID-BODY PRO CHARGER	1	468069
14	*	BRACKET, INNER FENDER - REAR	6	515203
15	4017	SCREW, 5/16-18 X 1 HH CAP, GRD-8, YLW	4	708085
16	7536	NUT, CAGED 5/16-18	2	708413
17**	49713-08	FOAM TAPE 1/8	3'	709783
18	2551-W	SCREW, 1/4-20X1 HHCS G5	4	719564
19	2653-B	SCREW, #10-3/4 HWH TEK #3	6	719583
20	3419	SCREW, 5/16-18X2 1/4 HHCS, G5	4	719616
21	50190-86	NUT, 1/4-20 THDS JACK	4	719717
22	5206-BS	SCREW,5/16-18X1,PPH,M/S,BLK MAX	10	719729
23	6000-B	WASHER,5/16,USS/STD,F/W,BLK MAX	18	719771
24	6702-B	WASHER,5/16,SAE,F/W,BLK MAX	12	719810
25	6703-B	WASHER,1/4,SAE,F/W,BLK MAX	12	719811
26	7036-B	WASHER, LOCK 1/4	4	719834
27	7041-B	WASHER,5/16, REG-SPRG, LOCK	10	719838
28	7686	NUT, 1/4-20, NYLOCK, GA, YWZC	4	719879
29	8206	KNURLED INSERT, 5/16-18 YWZC	2	719929
30	2641	SCREW, #10X1 PPH T/S TA	16	729263
31	31410-86	CUP HOLDER	2	729553
32	3440	SCREW, 1/4-20 X 1-3/4 HHCS, YWZC GRADE 8	4	760827
33	50145-14	PANEL, REAR ACCESS	1	760858
34	7531	NUT, #10 SPR U-NUT, PNL RNG .025-.150, CTR 9/16,	20	760889
35	1503	SCREW, #10-16 X 1/2", PPH, SHT METAL, TYPE B	6	760890
36	50156-14	PANEL, REAR INNER FENDER LH	1	760893
37	50157-14	PANEL, REAR INNER FENDER RH	1	760894
38	7537	NUT, 5/16-18, CAGED, TRIBLK	8	782045
39	4020	SCREW, 5/16-18X3, HHCS, G5, YWZC	4	782081
40	19148-13	NUT, 5/16-18, L/N, NYLOK, NE, G5, YWZC	12	782086
41	11744	PLUG, 3/4 DOME BLACK NYLON	2	782212
42	920	SCREW, 12-14X1 1/2 PHSQ	6	782229
43	11747	COVER, SCREW 1/4-20, BLACK	6	782411
-	N/A	BODY W/LIGHTS (Includes above)	1	192549A

* SPECIAL ORDER

** NOT SHOWN

NOTE: Include VIN for correct color.

FRONT MODULE ASSEMBLY W/LIGHTS – P5

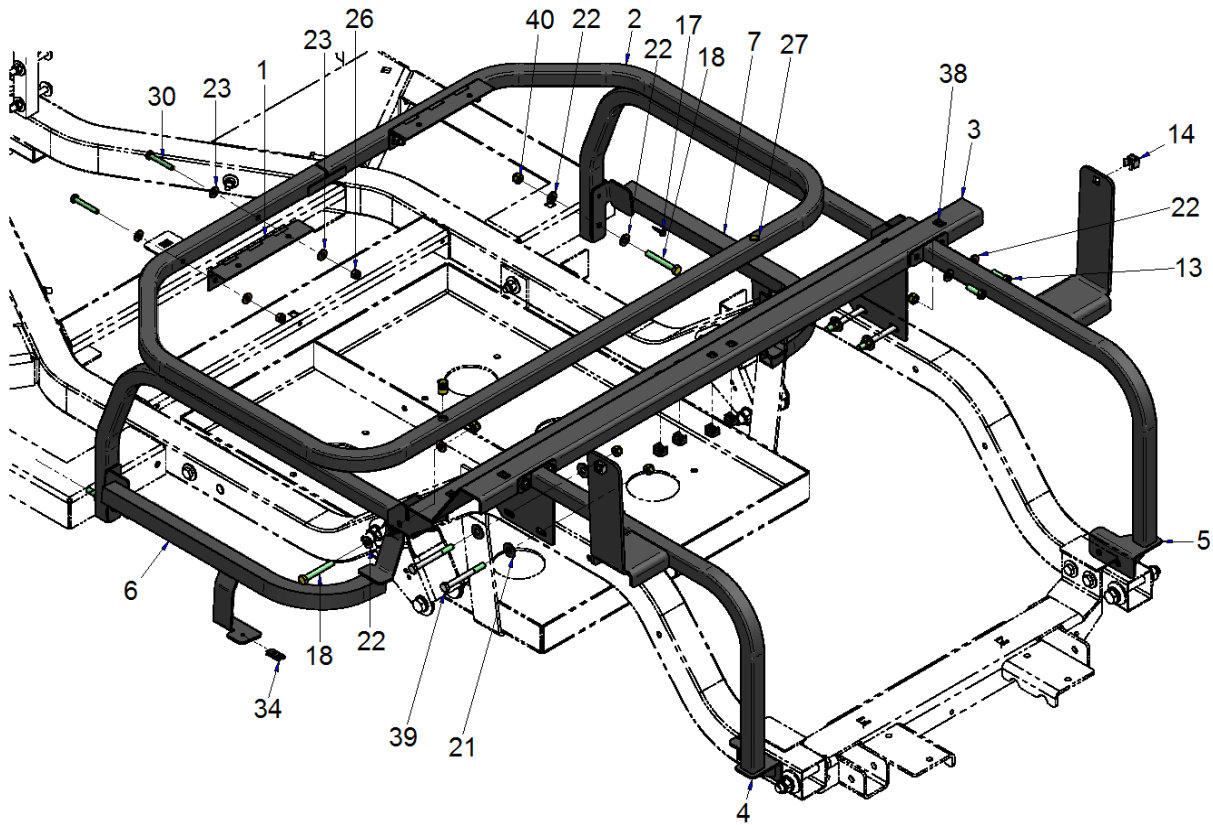
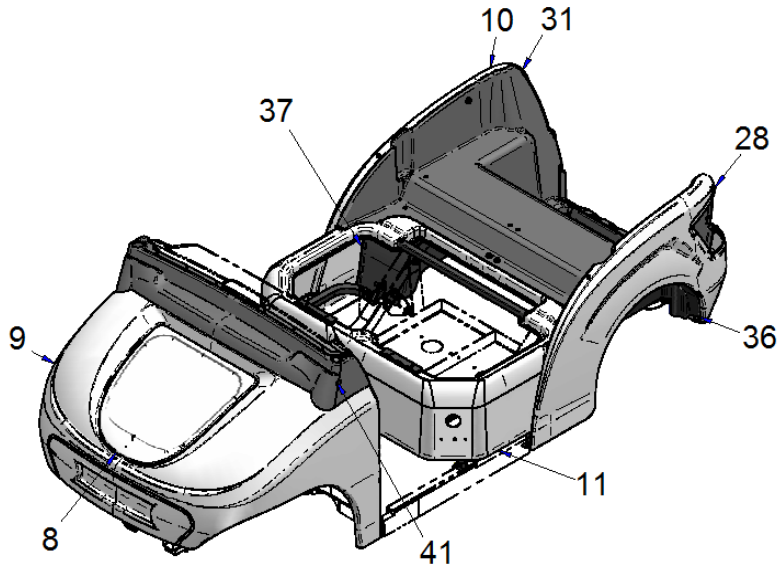


ITEM	CPC P/N	DESCRIPTION	QTY	SEATS P/N
1	67704-14	FRONT TURN SIGNAL BRACKET	2	312053
2	50135-14	PAINTED FRONT BODY W/LIGHTS 21 (See Note)	1	467924
3	51397-14	HOOD HOLD DOWN BRACKET	1	515407
4	11743	MAGNET, 1/2ODX1/4T, G35	1	708400
5	84090-ZZ	TRIM SEAL, 5/8 BULB, 3/16 EDGE	5'	709629
6	8211	RIVET #84 1/4 STL DOME HD	1	719930
7	50089-14	COWL	1	760867
8	50142-14	FRONT UNDERBODY	1	760881
9	50135-14	FRONT MODULE ASSEMBLY (Includes above – See Note)	1	467923

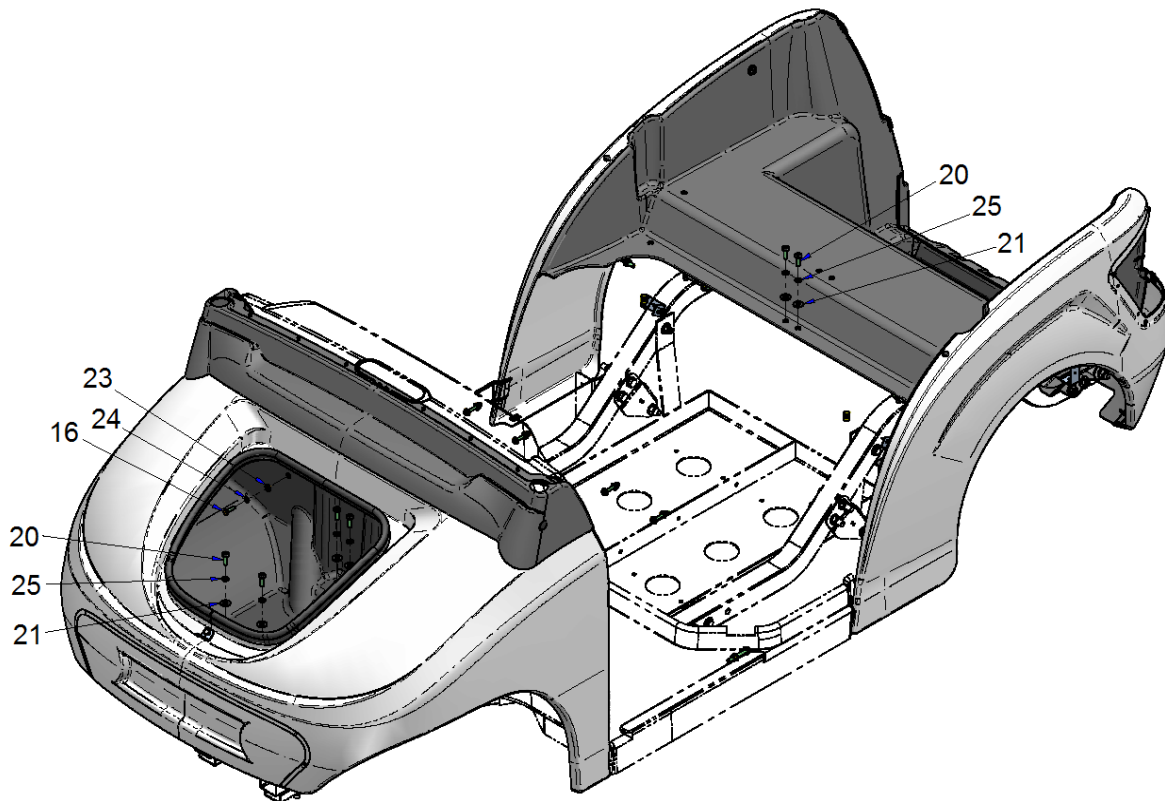
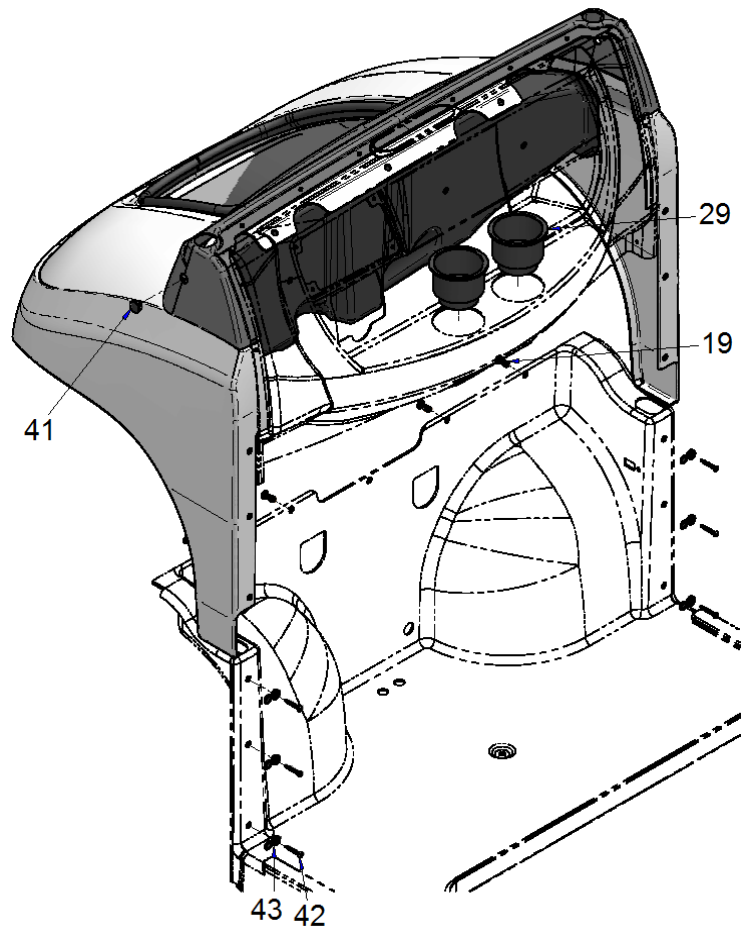
* SPECIAL ORDER

NOTE: Include VIN for correct color

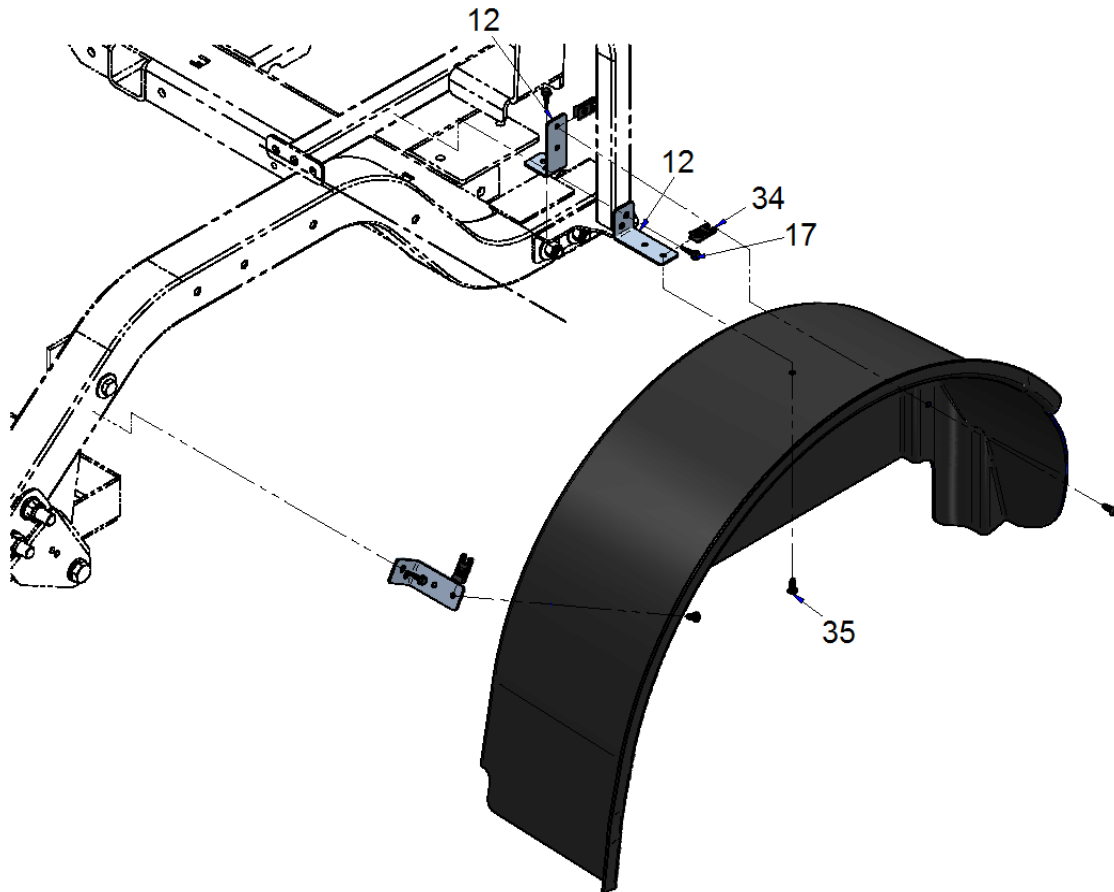
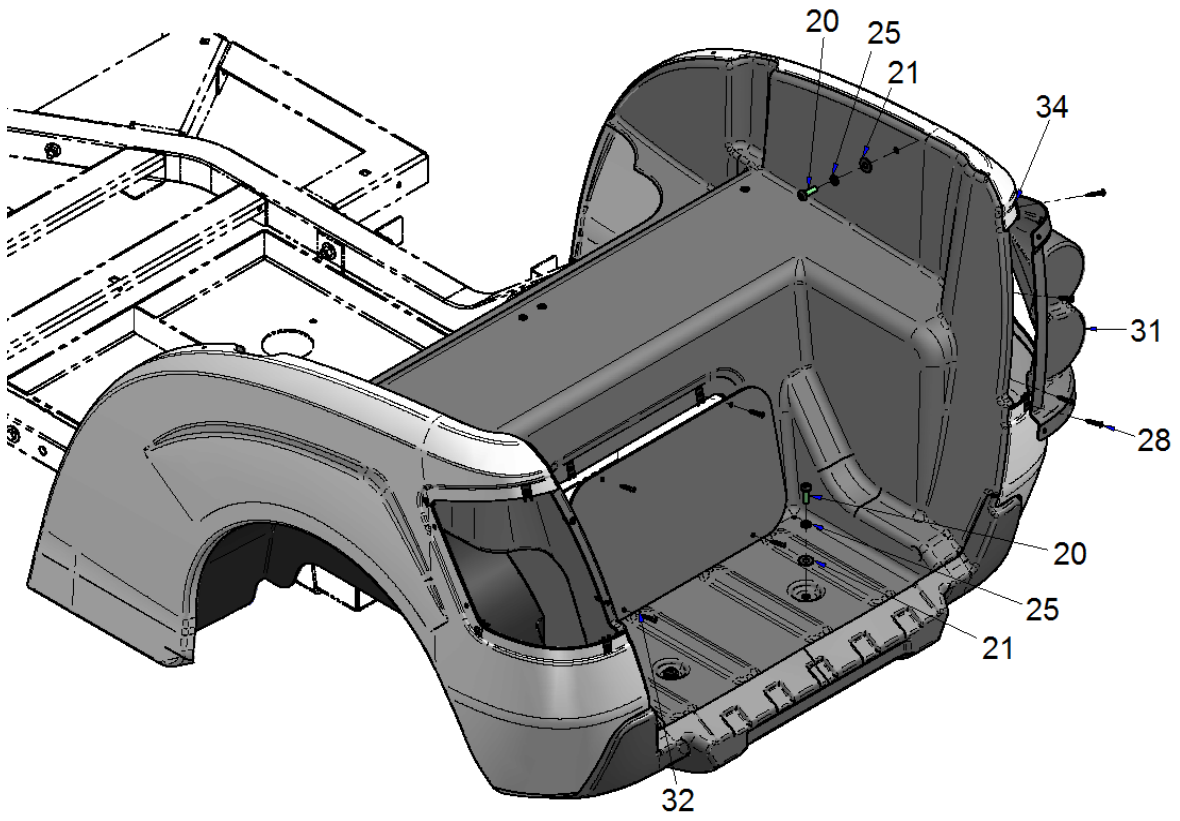
BODY NO LIGHTS – P5



BODY NO LIGHTS – P5 (Cont.)



BODY NO LIGHTS – P5 (Cont.)



BODY NO LIGHTS – P5 (Cont.)

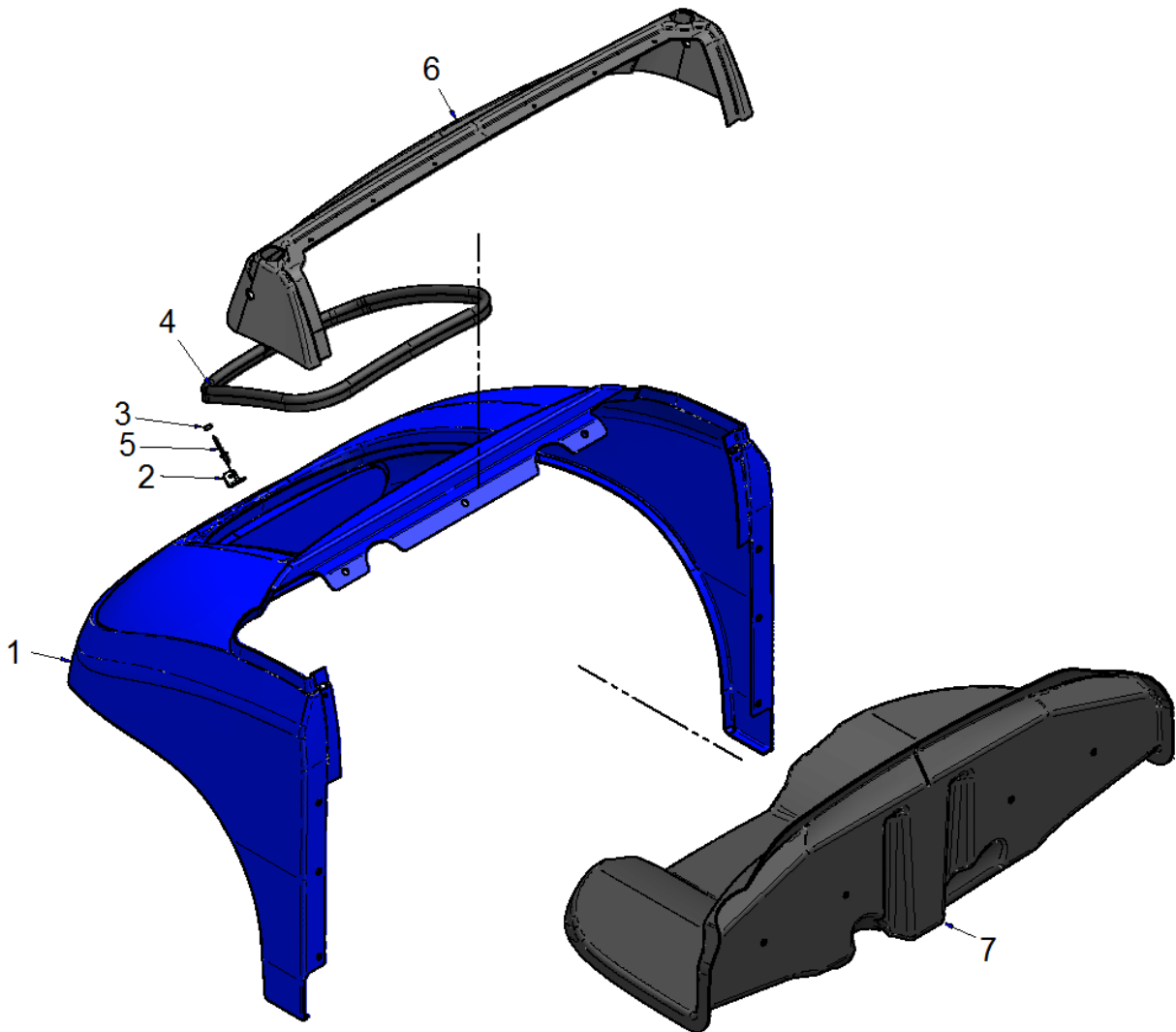
ITEM	CPC P/N	DESCRIPTION	QTY	SEATS P/N
1	*	CPC HINGE WLDMNT CARGO SEAT	2	308737PL
2	*	SEAT BASE E-COAT	1	311226EC
3	*	REAR BODY SPRT E-COAT	1	311227EC
4	*	REAR-FACING SEAT SPRT, LH	1	311317EC
5	*	REAR-FACING SEAT SPRT, RH	1	311318EC
6		MID-BODY LH	1	311913
7		MID-BODY RH	1	311914
8	50132-14	PAINTED, HOOD, P5	1	467907
9	50136-14	ASSY, FRONT MODULE PAINTED W/O 21, (See Note)	1	467913
10	50134-14	ASSY, REAR MODULE PAINTED 21, (See Note)	1	467925
11	50493-15	SINGLE STAGE, MID-BODY PRO CHARGER	1	468069
12	*	BRACKET, INNER FENDER - REAR	6	515203
13	4017	SCREW, 5/16-18 X 1 HH CAP, GRD-8, YLW	4	708085
14	7536	NUT, CAGED 5/16-18	2	708413
15**	49713-08	FOAM TAPE, 1/8 X 1	3	709783
16	2551-W	SCREW, 1/4-20X1 HHCS, G5	4	719564
17	2653-b	SCREW, #10 X 3/4 HWH TEK #3	8	719583
18	3419	SCREW, 5/16-18 X 2-1/4 HHCS, GRADE 5	4	719616
19	50190-86	NUT- 1/4-20 THDS JACK	4	719717
20	5206-BS	SCREW,5/16-18X1,PPH,M/S,BLK MAX	10	719729
21	6000-B	WASHER,5/16,USS/STD,F/W,BLK MAX	18	719771
22	6702-B	WASHER,5/16,SAE,F/W,BLK MAX	12	719810
23	6703-B	WASHER,1/4,SAE,F/W,BLK MAX	12	719811
24	7036-B	WASHER LOCK 1/4	4	719834
25	7041-B	WASHER,5/16,REG-SPRG LOCK,BLK MAX	10	719838
26	7041-B	NUT, 1/4-20, NYLOCK, GA, YWZC	4	719879
27	8206	KNURLED INSERT, 5/16-18 YWZC	2	719929
28	2641	SCREW #10X1,PPH,T/S,TA,BLKMAX	16	729263
29	31410-86	CUP HOLDER	2	729553
30	3440	SCREW, 1/4-20 X 1-3/4 HHCS, YWZC GRD 8	4	760827
31	50149-14	BEZEL, TAILLAMP RH W/O CUTOUT	1	760848
32	50145-14	PANEL, REAR ACCESS	1	760858
33**	50158-14	BEZEL, TAILLAMP LH W/O CUTOUT	1	760865
34	7531	NUT, #10 SPR U-NUT, PNL RNG .025-.150, CTR 9/16	20	760889
35	1503	SCREW,10-16X1/2",PPH,TYPEB,BLK96	6	760890
36	50156-14	PANEL, REAR INNER FENDER LH	1	760893
37	50157-14	PANEL, REAR INNER FENDER RH	1	760894
38	7537	NUT, 5/16-18, CAGE, TRIBLK	8	782045
39	4020	SCREW, 5/16-18X3, HHCS, G5, YWZC	4	782081
40	19148-13	NUT, 5/16-18, L/N, NYLOK, NE, G5, YWZC	12	782086
41	117744	PLUG, 3/4 DOME, BLACK NYLON	2	782212
42	920	SCREW, 12-14X1-1/2, PHSQ, ZINC	6	782229
43	11747	COVER, SCREW 1/4-20, BLACK	6	782411
-	N/A	BODY W/O LIGHTS (Includes above)	1	192547A

* SPECIAL ORDER

** NOT SHOWN

NOTE: Include VIN for correct color.

FRONT MODULE WITHOUT LIGHTS – P5

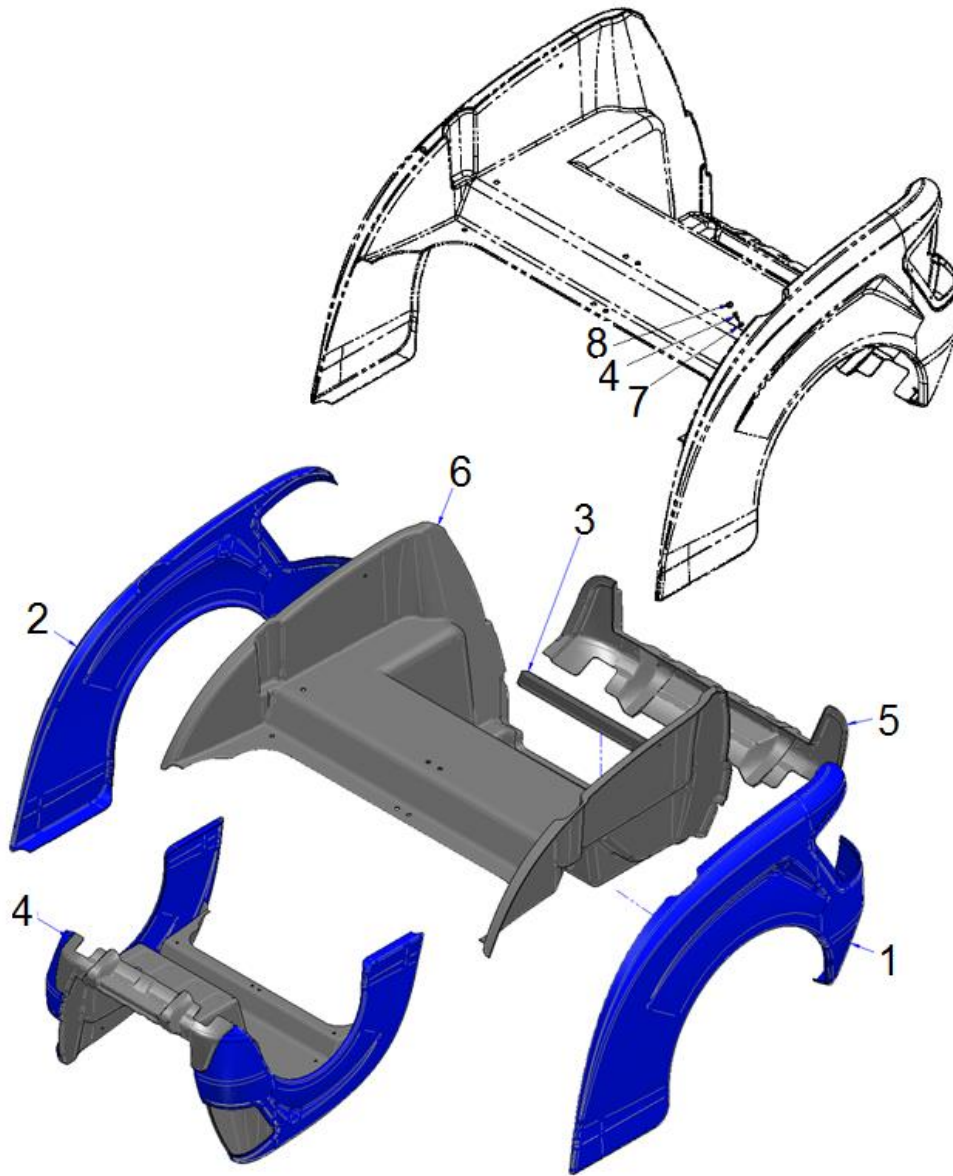


ITEM	CPC P/N	DESCRIPTION	QTY	SEATS P/N
1	50124-14	PAINTED FRONT BODY W/O LIGHTS 21 (See Note)	1	467914
2	51397-14	HOOD HOLD DOWN BRACKET	1	515407
3	11743	MAGNET, 1/2ODX1/4T, G35	1	708400
4	84090-ZZ	TRIM SEAL, 5/8 BULB, 3/16 EDGE	5'	709629
5	8211	RIVET #84 1/4 STL DOME HD	1	719930
6	50089-14	COWL	1	760867
7	50142-14	FRONT UNDERBODY	1	760881
8	50136-14	FRONT MODULE ASSEMBLY (Includes above – See Note)	1	467913

* SPECIAL ORDER

NOTE: Include VIN for correct color

REAR MODULE ASSEMBLY – P5

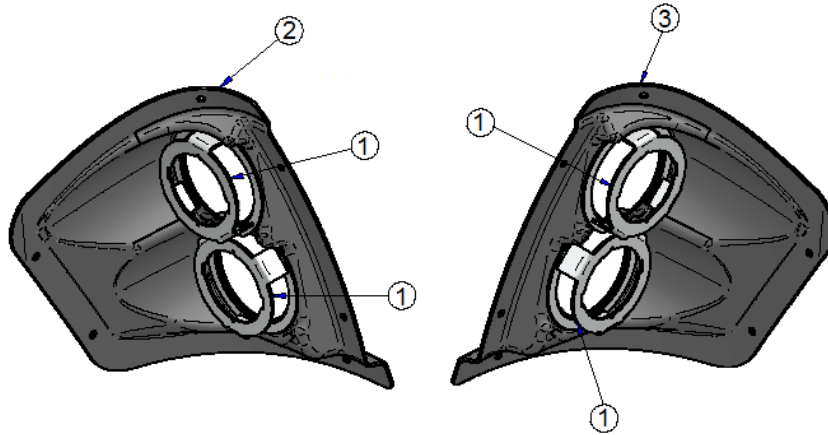


ITEM	CPC P/N	DESCRIPTION	QTY	SEATS P/N
1	59001-14	PAINTED REAR FENDER, LH 21 (See Note)	1	467926
2	59002-14	PAINTED REAR FENDER, RH 21 (See Note)	1	467927
3	*	BRACKET, BUMPER SUPPORT	1	515225
4	2641	SCREW, #10-1, PPH	4	729263
5	50163-14	REAR BUMPER FASCIA	1	760868
6	50164-14	PANEL, UNDERBODY REAR	1	760869
	*	WASHER, FLANGED, FINISHING	2	782323
	*	CAP, FINISHING	2	782324
	50134-14	REAR MODULE ASSEMBLY (Includes above – See Note)	1	467925

* SPECIAL ORDER

NOTE: Include VIN for correct color.

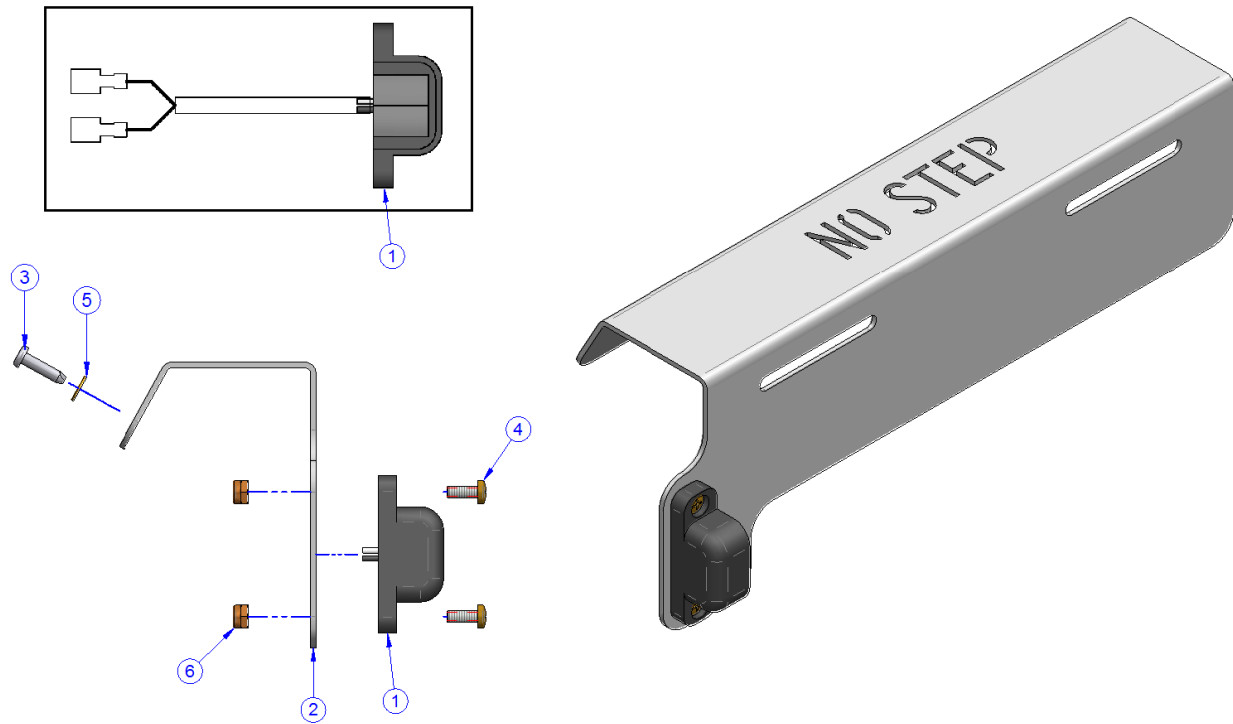
TAIL LAMP BEZEL ASSEMBLY – P5



ITEM	CPC P/N	DESCRIPTION	QTY	SEATS P/N
1	*	BRACKET, TURN SIGNAL	2	312052
2	*	BEZEL, TURNLAMP, RH	1	760864
3	*	BEZEL, TURNLAMP, LH	1	760849
5	50143-14	RH TAILLAMP ASSEMBLY (Includes Items 1 and 2)	1	467909
6	50144-14	LH TAILLAMP ASSEMBLY (Includes Items 1 and 3)	1	467910

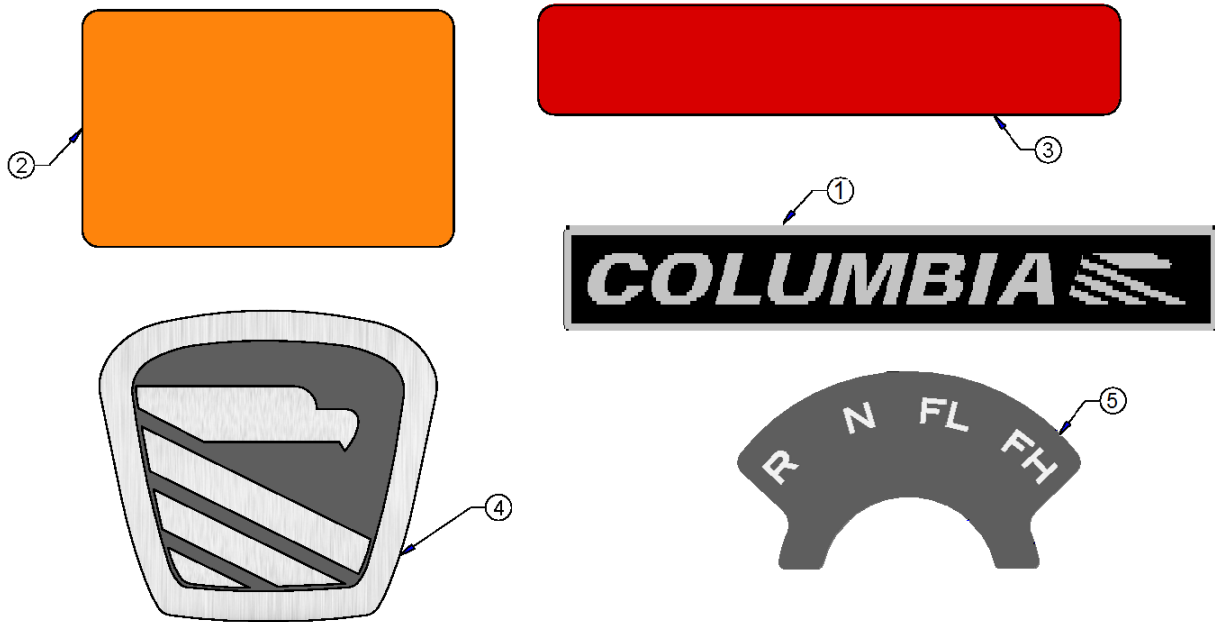
* SPECIAL ORDER

LICENSE PLATE LIGHT & BRACKET – P5



ITEM	CPC P/N	DESCRIPTION	QTY	SEATS P/N
1	69008-13	LICENSE LIGHT ASSEMBLY	1	467887
2	69010-14	BRACKET	1	515660
3	1504	SCREW, #10X3/4, PPH, T/S, TAB	2	708372
4	3615	SCREW, 10-24X1/2 PHILLIPS	2	719467
5	6716	WASHER, #10 SAE, F/W	2	719812
6	7624	NUT, 10-24 GR A NYLOCK	2	719870

REFLECTORS AND DECALS- P5

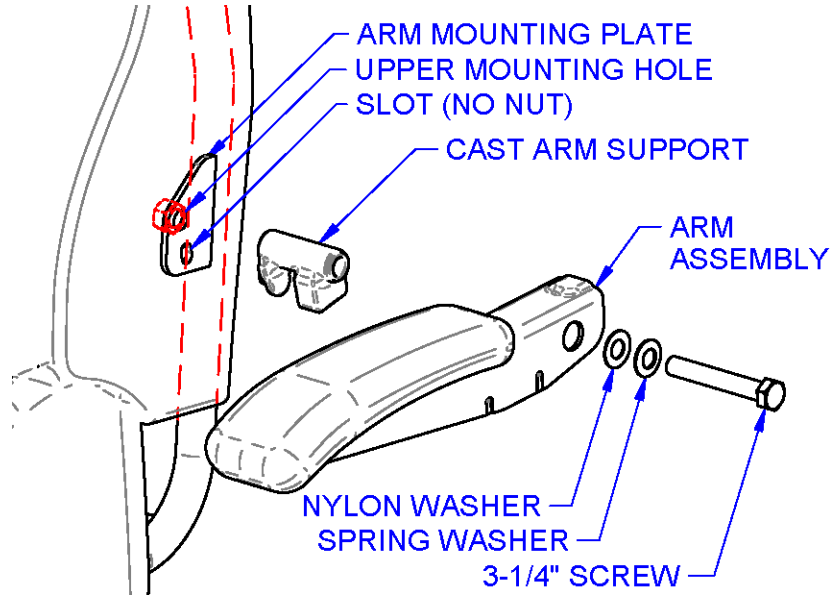


NOTE: NOT TO SCALE

ITEM	CPC P/N	DESCRIPTION	QTY	SEATS P/N
1	84205-92A	COLUMBIA NAMEPLATE	1	709397
2	68572-03	REFLECTOR, AMBER 2 3/4 X 1 3/4	2	719336
3	68573-03	REFLECTOR, RED 4 5/16 X 13/16	2	719337
4	68574-14	DECAL, COLUMBIA SHIELD	1	761017
5	53027-14	DECAL, DIRECTIONAL SWITCH	1	712278

* SPECIAL ORDER

ARM REST INSTALLATION – P5



STEP 1: (LOCATING ARM PLATE)

After upholstery, locate the arm mounting plate beneath the seat cover by feeling along the side of the back cushion.

STEP 2: (CUTTING OUT HOLES)


Locate the upper mounting hole in the arm mounting plate. Using a pair of scissors, pierce a hole through the covering material. Locate the lower mounting hole or slot, approximately 1" down from the larger hole, and pierce the covering material. Cut a small piece of fabric out of each pierced hole for screws to pass through.

STEP 3: (ATTACHING ARM)

Position the arm assembly on the arm support. Place the spring washer, then the nylon washer, over the 3-1/4" screw. Insert 3-1/4" screw into the barrel of the arm support and, **slowly, partially thread** into the arm mounting plate. **Ensure that the peg of the arm support is fully inserted in the lower slot on the arm plate**, then tighten screw as tight as possible.

STEP 4: (ADJUSTING ARM)

See arrow. Beneath the arm is a 4 position knob used to adjust the arm position.



BODY ASSEMBLY INFORMATION – P5

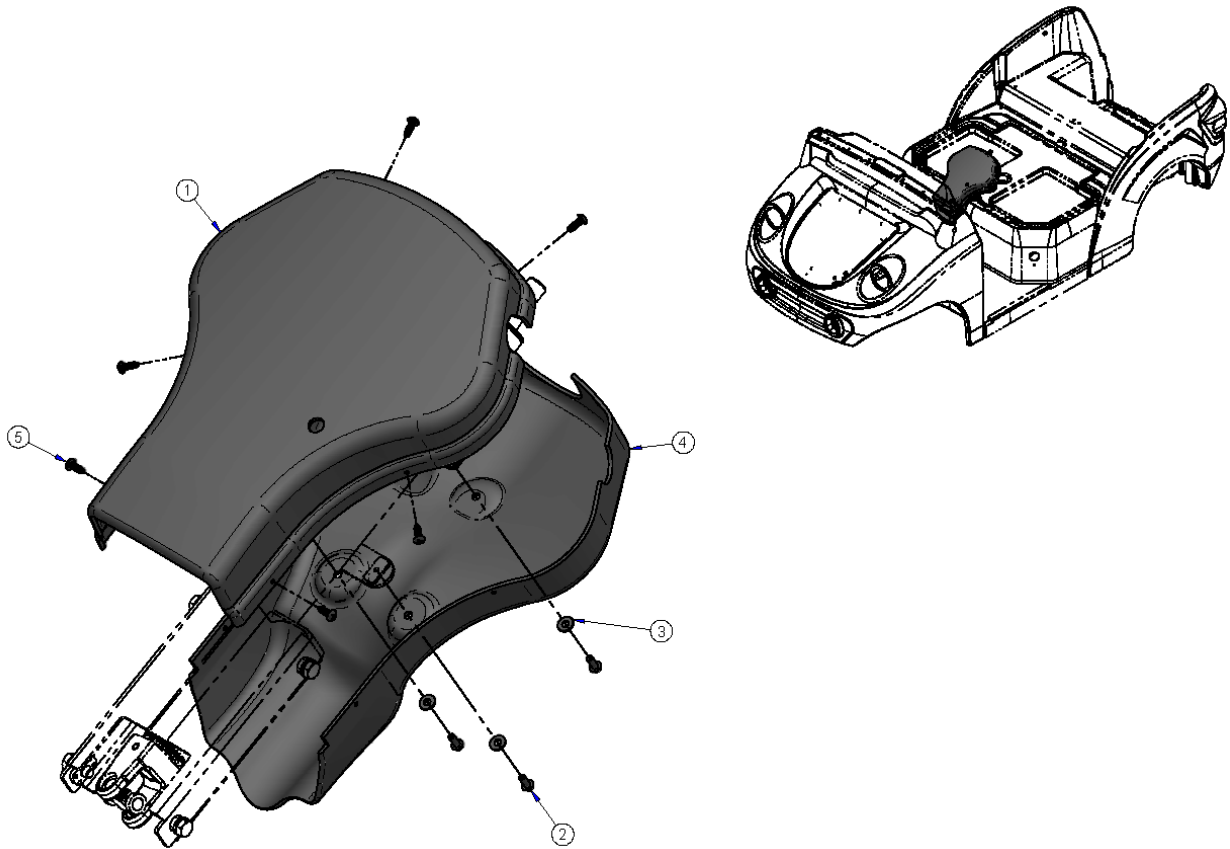
The following are used in the assembly of the P5 body parts and components.

1. 3M 94 Primer
2. Denatured Alcohol
3. Seal Bond 105
4. 3M VHB Double Face Tape

Important information

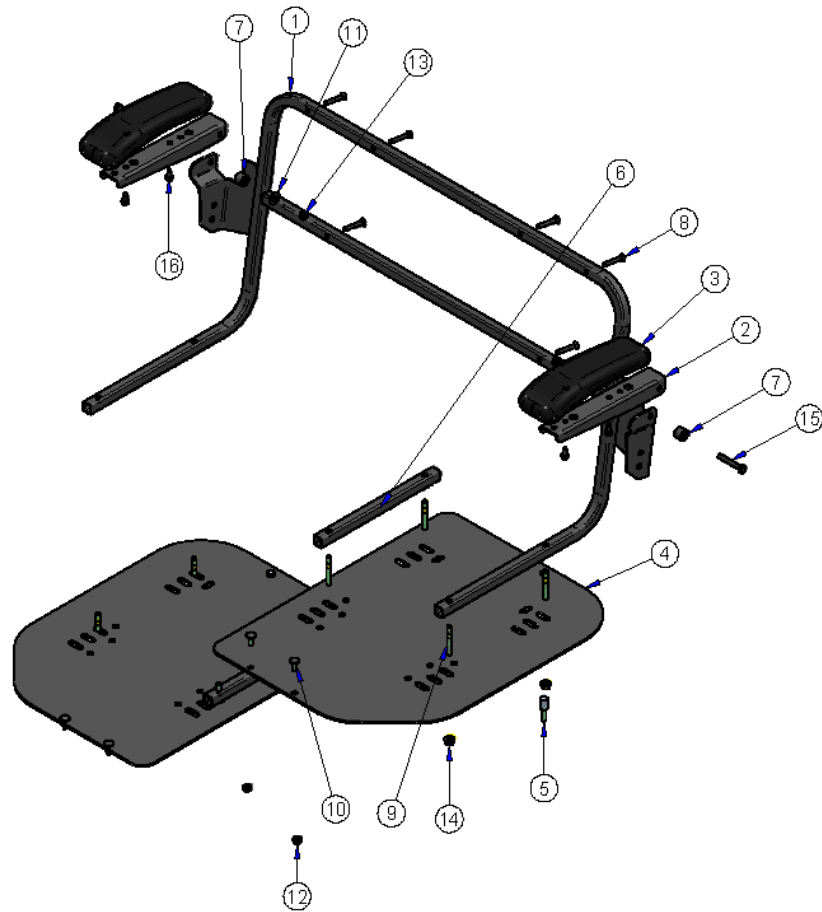
1. Use denatured alcohol to clean before applying primer.
2. To ensure adequate bonding, before applying primer, any **non-painted** surface must be lightly treated with a blow torch to remove any manufacturing process residues.
3. Treat all **painted** gluing surfaces with primer. Allow primer to become slightly tacky before applying tape or Seal Bond.

STEERING COLUMN COVER- P5



ITEM	CPC P/N	DESCRIPTION	QTY	SEATS P/N
1	68004-14	UPPER COLUMN COVER, DELUXE LIGHTS	1	515624
2	3615	SCREW, 10-24X1/2 PHILLIPS, BLK ZNC	3	719467
3	6716	WASHER, #10, SAE, F/W,BLK MAX	3	719812
4	68001-14	COVER, COLUMN LOWER	1	760852
5	1503	SCREW, 10-16X1/2", PPH, TYPEB, BLK96	6	760890

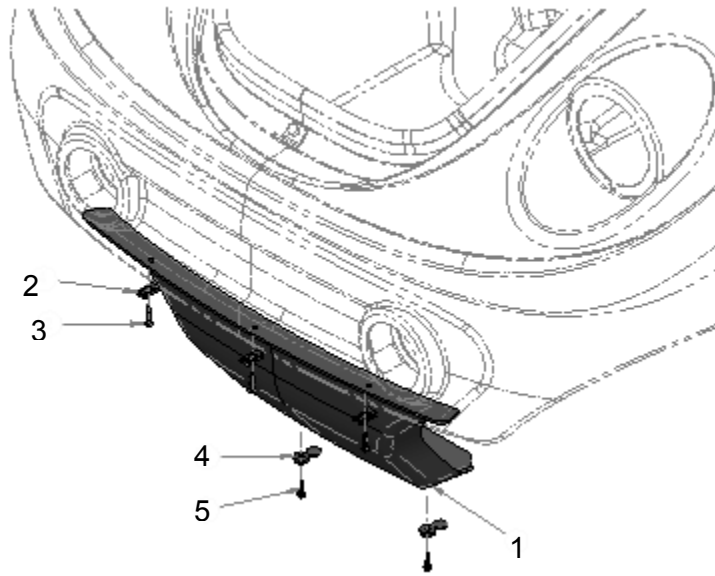
SPLIT BENCH FRAME- P5



ITEM	CPC P/N	DESCRIPTION	QTY	SEATS P/N
1	*	FRONT SEAT FRAME	1	312285
2	*	907 FORMED ARM CHANNEL	2	501447
3	*	MOLDED FOAM, SELF SKINNED ARM	2	508486
4	52691-12	COVER PLATE	2	514780
5	52692-14	ROD, 1.75, 5/16-18X1	2	515613
6	*	TUBE, SEAT SPACER	2	515965
7	*	SPACER 3/8 ID x 3/4 OD x .584 "	4	708970
8	2002	SCREW, 1/4-20 X 1-3/4, POH, M/S, BLK ZC	6	719542
9	52109-87	STUD 5/16-18 X 2.25	8	719733
10	5405-B	CARRIAGE BOLT 1/4-20 X 3/4 GR 5 HC-BK	4	719747
11	6000-B	WASHER, 5/16, USS/STD, F/W, BLK MAX	2	719771
12	7724-B	NUT 1/4-20 GR A SERRATED FLNG LOCK	4	719887
13	7740-B	NUT, 5/16-18, 3-WAY CENTER LOCK	2	719893
14	7810	NUT 5/16-18 GR G FLANGE LOCK YWZC	8	719906
15	*	SCREW, 5/16-18 X 2 HEX HEAD CAP, PLTD	2	781339
16	*	SCREW, 1/4-14X5/8, HWH, T/S, TAB, BLKZC	4	781846
17	52694-14	CUSHION BACK (No cover)	2	N/A
18	52695-14	CUSHION BOTTOM (No cover)	2	N/A
19	52696-14	KIT, SPLIT BENCH FRAME (Includes items 1 – 16))	1	192798U

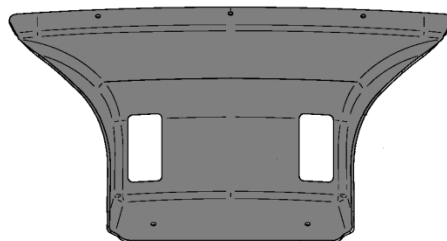
* SPECIAL ORDER

FRONT LOWER FASCIA – P5



ITEM	CPC P/N	DESCRIPTION	QTY	SEATS P/N
1	50146-14	FASCIA, FRONT LOWER	1	760859
2	7531	NUT, #10 SPR U-NUT, PNL RNG .025-.150, CTR 9/16,	3	760889
3	2641	SCREW #10X1,PPH,T/S,TA,BLKMAX	3	729263
4	N/A	COVER, SCREW 1/4-20, BLACK	6	782411
5	2653-B	SCREW, #10 X 3/4 HWH TEK #3	2	719583
6*	N/A	FRONT LOWER FASCIA (Includes above)	1	192737A

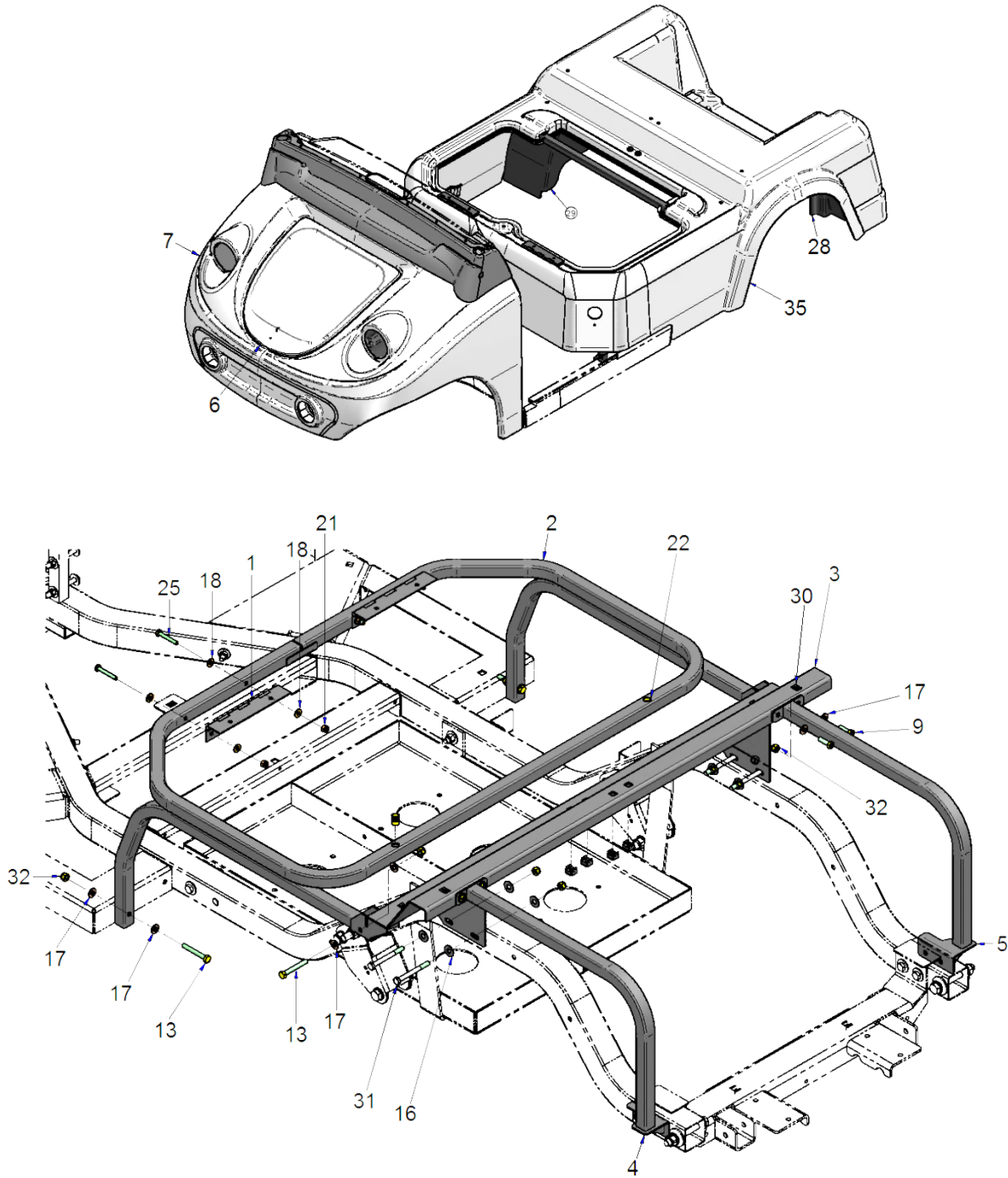
Asterisk (*) indicates an item that is not shown.



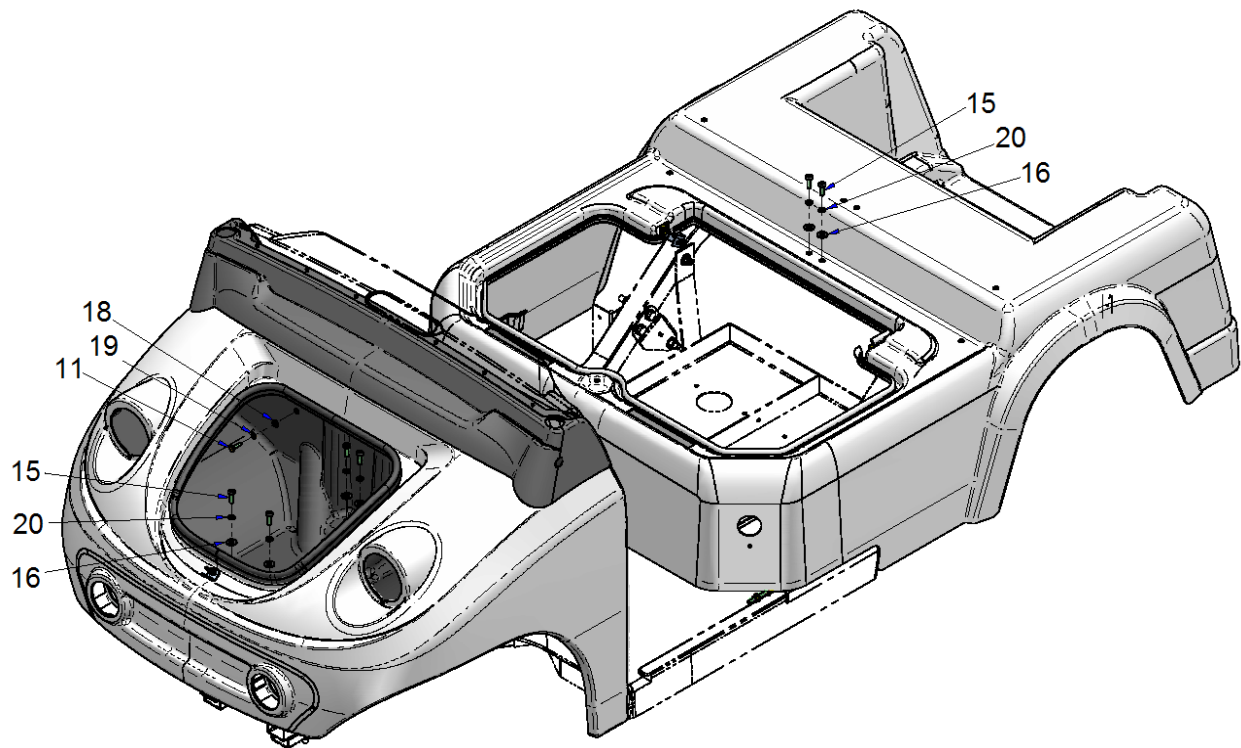
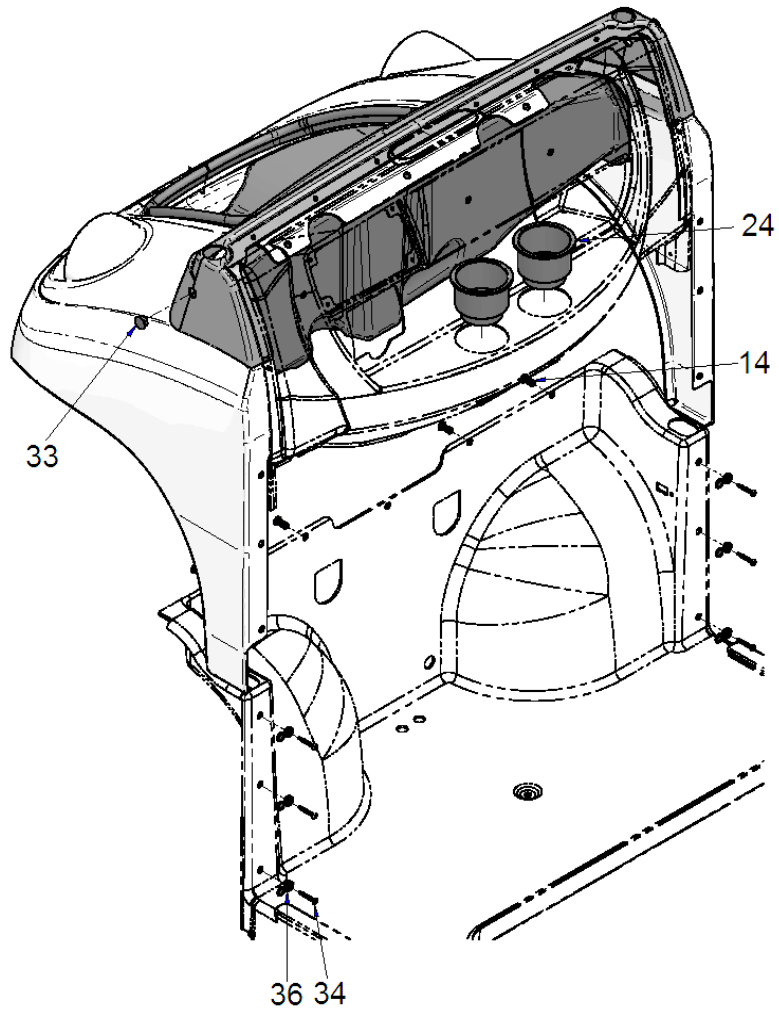
ITEM	CPC P/N	DESCRIPTION	QTY	SEATS P/N
1	*	FASCIA, FRONT LOWER W/BUMPER SLOT	1	515820

* SPECIAL ORDER

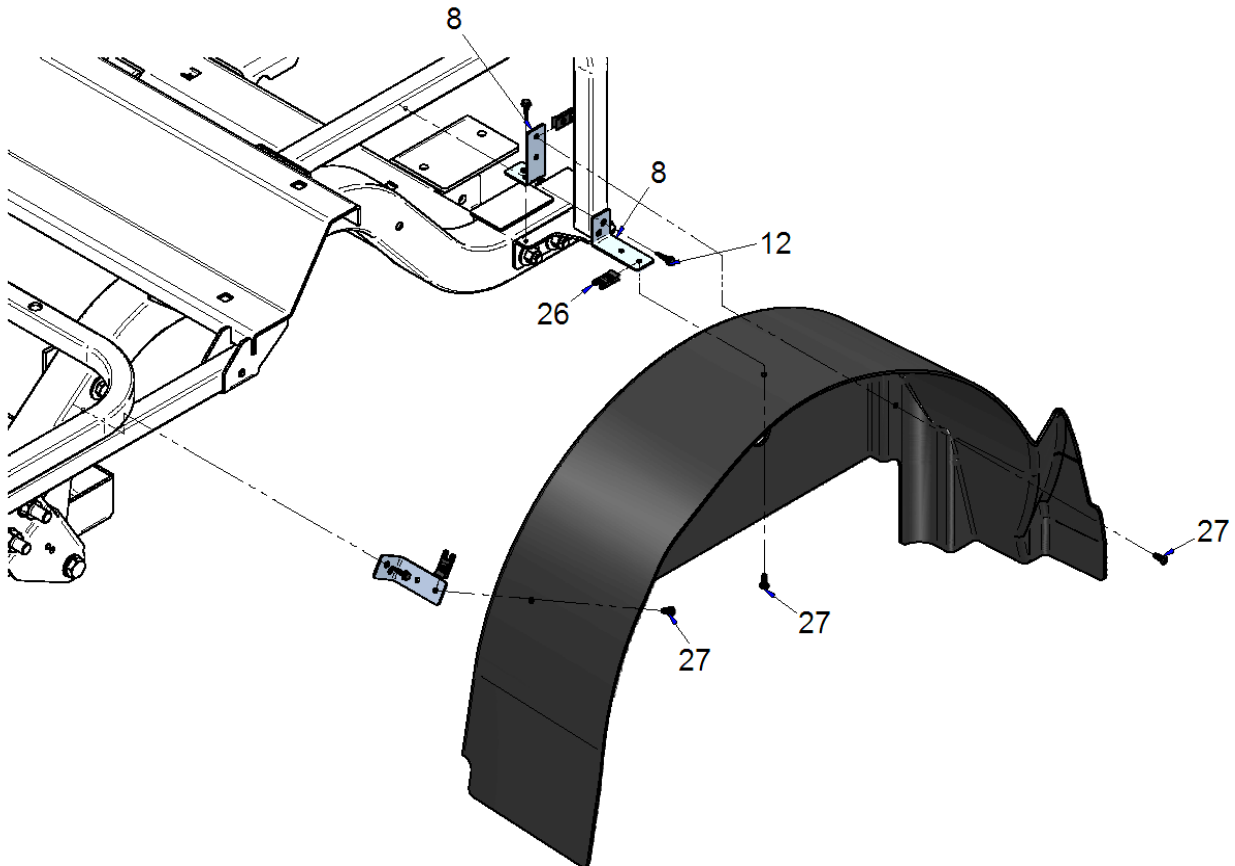
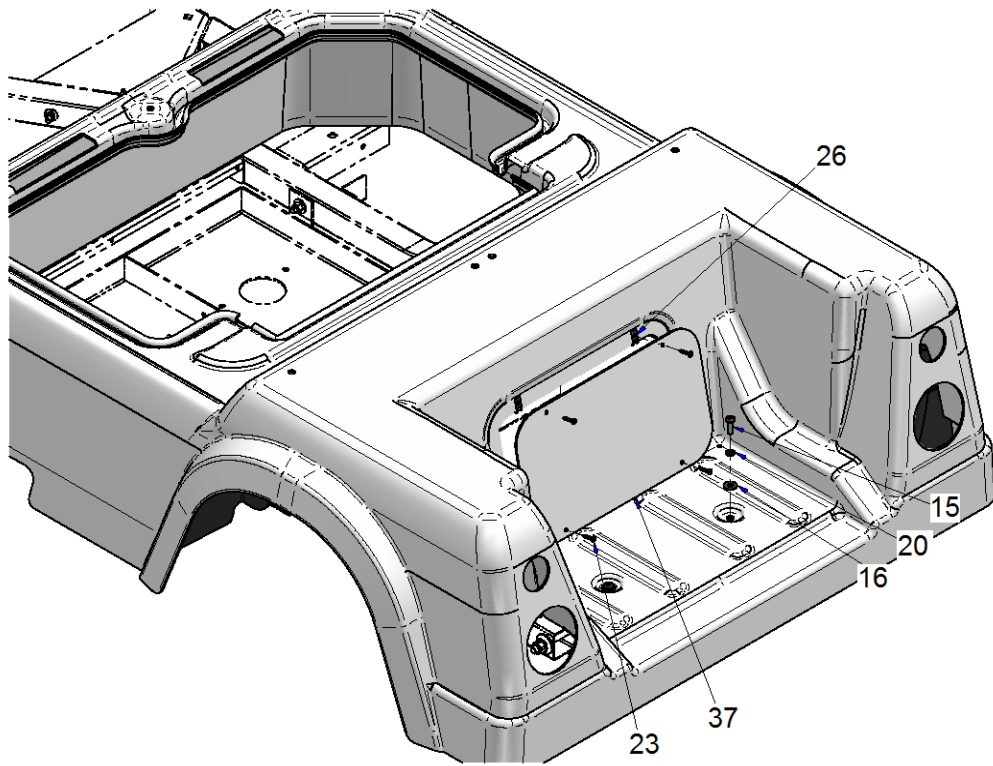
BODY - P5H



BODY – P5H Cont.



BODY – P5H Cont.



BODY – P5H Cont.

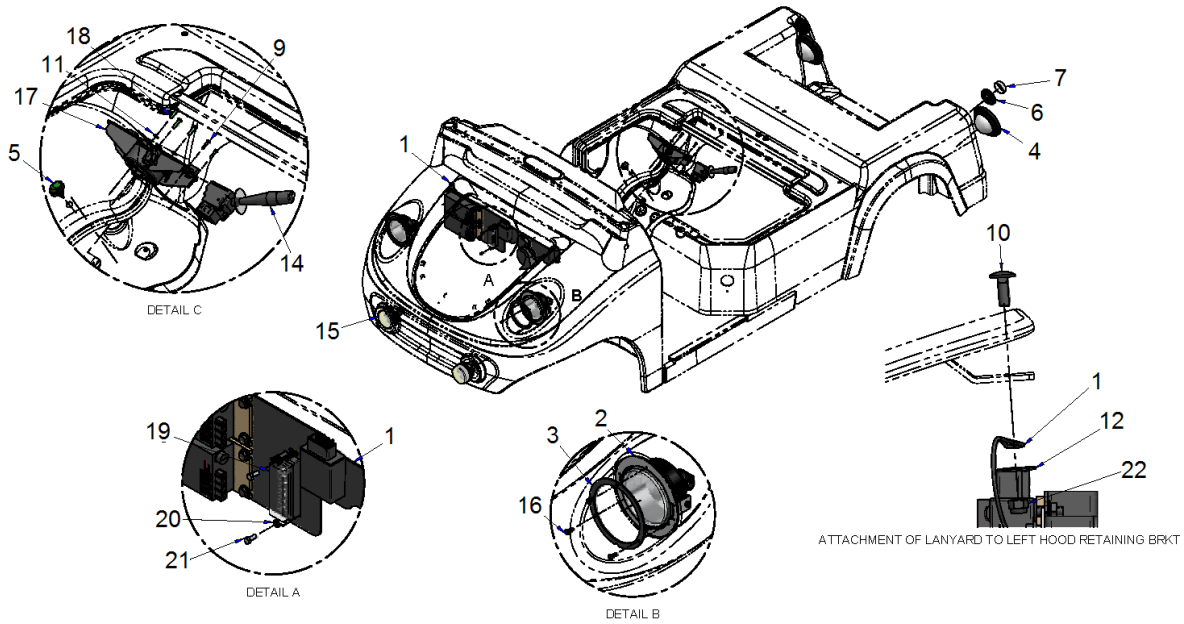
ITEM	CPC P/N	DESCRIPTION	QTY	SEATS P/N
1	52918-07	HINGE CARGO SEAT	2	308737PL
2	*	SEAT BASE	1	311226EC
3	*	REAR BODY SUPPORT	1	311227EC
4	*	REAR-FACING SEAT SUPPORT, LH	1	312727
5	*	REAR-FACING SEAT SUPPORT	1	312728
6	50132-14	PAINTED, HOOD (See Note)	1	467907
7	*	ASSY, FRONT MODULE PAINTED (See Note)	1	467923
8	*	BRACKET, INNER FENDER - REAR	6	515203
9	4017	SCREW, 5/16-18 X 1 HH CAP, GRD-8, YLW	4	708085
10**	49713-08	FOAM TAPE 1/8	3'	709783
11	2551-W	SCREW, 1/4-20X1 HHCS G5	4	719564
12	2653-B	SCREW, #10-3/4 HWH TEK #3	6	719583
13	3419	SCREW, 5/16-18X2 1/4 HHCS, G5	4	719616
14	50190-86	NUT, 1/4-20 THDS JACK	4	719717
15	5206-BS	SCREW, 5/16-18X1, PPH, M/S, BLK MAX	10	719729
16	6000-B	WASHER, 5/16, USS/STD, F/W, BLK MAX	18	719771
17	6702-B	WASHER, 5/16, SAE, F/W, BLK MAX	12	719810
18	6703-B	WASHER, 1/4, SAE, F/W, BLK MAX	12	719811
19	7036-B	WASHER, LOCK 1/4	4	719834
20	7041-B	WASHER, 5/16, REG-SPRG, LOCK	10	719838
21	7686	NUT, 1/4-20, NYLOCK, GA, YWZC	4	719879
22	8206	KNURLED INSERT, 5/16-18 YWZC	2	719929
23	2641	SCREW, #10X1 PPH T/S TA	16	729263
24	31410-86	CUP HOLDER	2	729553
25	3440	SCREW, 1/4-20 X 1-3/4 HHCS, YWZC GRADE 8	4	760827
26	7531	NUT, #10 SPR U-NUT, PNL RNG .025-.150, CTR 9/16,	20	760889
27	1503	SCREW, #10-16 X 1/2", PPH, SHT METAL, TYPE B	6	760890
28	*	PANEL, REAR INNER FENDER LH	1	761203
29	*	PANEL, REAR INNER FENDER RH	1	761204
30	7537	NUT, 5/16-18, CAGED, TRIBLK	8	782045
31	4020	SCREW, 5/16-18X3, HHCS, G5, YWZC	4	782081
32	19148-13	NUT, 5/16-18, L/N, NYLOK, NE, G5, YWZC	12	782086
33	11744	PLUG, 3/4 DOME BLACK NYLON	2	782212
34	920	SCREW, 12-14X1 1/2 PHSQ	6	782229
35	*	REAR BODY	1	782384
36	11747	COVER, SCREW 1/4-20, BLACK	6	782411
37	*	PANEL, REAR ACCESS	1	782419
-	N/A	BODY W/LIGHTS (Includes above)	1	192549A

* SPECIAL ORDER

** NOT SHOWN

NOTE: Include VIN for correct color.

DUAL LIGHTS AND HORN – P5H



ITEM	CPC P/N	DESCRIPTION	QTY	SEATS P/N
1	69920-14	ASSY, 12V ACCESSORY PANEL, DUAL	1	467900
1A		ASSY, 12V ACCESSORY PANEL, SINGLE	1	468802
2	69921-14	ASSY, HIGH/LOW HEADLIGHT	2	467928
3	68003-14	HEADLIGHT TRIM BRKT	2	515563
4	68020-92	4"RND TAIL LAMP ASSY W/PLUG, SEAL	2	709109
5	71511-87A	SWITCH, ROCKER, ILLUMINATED SPST	1	709412
6	68509-04	GROMMET, 2" LIGHT	2	719319
7	68503-03	LIGHT, 2" CLEAR	2	719320
8**	10043	CABLE TIE, BLACK, .18 X 11 - 3/4, STD, 50LB	20	719504
9	2638	SCREW, #6X3/4, PPH, TAP	2	719577
10	5405-B	CARRIAGE BOLT 1/4-20 X 3/4 GR 5 HC-BK	1	719747
11	6912-B	WASHER, #8 TYPE A PLAIN, BLACK ZINC	3	719817
12	7266	WASHER, 1/4 X 1", FENDER, BLK ZC	1	719856
13**	66556-07	RELAY, 12V, SPDT, 50AMP	1	759854
14	72762-08	SW - HD LIGHTS/HORN/TURN	1	760162
15	67701-13	LIGHT, FRONT TURN SIGNAL	2	760822
16	1503	SCREW, 10-16X1/2", PPH, TYPE B, BLK96	6	760890
17	69923-14	WIPER/LIGHT HOUSING - PLASTIC	1	760891
18	932	SCR, #10-24 X 3/4, PPH, M/S, YWZC	3	760931
19	69919-14	HARNESS, 12V ACCESSORY, SU5	1	761006
20	6055	M5 FLAT WASHER	2	781407
21	4024	M5 X 12MM HHCS	2	781413
22	*	NUT, 1/4-20, L/N, NYLOK, HEX, GA, TRIBLK	1	782016
-	N/A	SINGLE LIGHTS & HORN (Includes above w/o Item 1)	1	193024A
-	N/A	DUAL LIGHTS & HORN (Includes above w/o Item 1A))	1	193023A

* SPECIAL ORDER

** NOT SHOWN



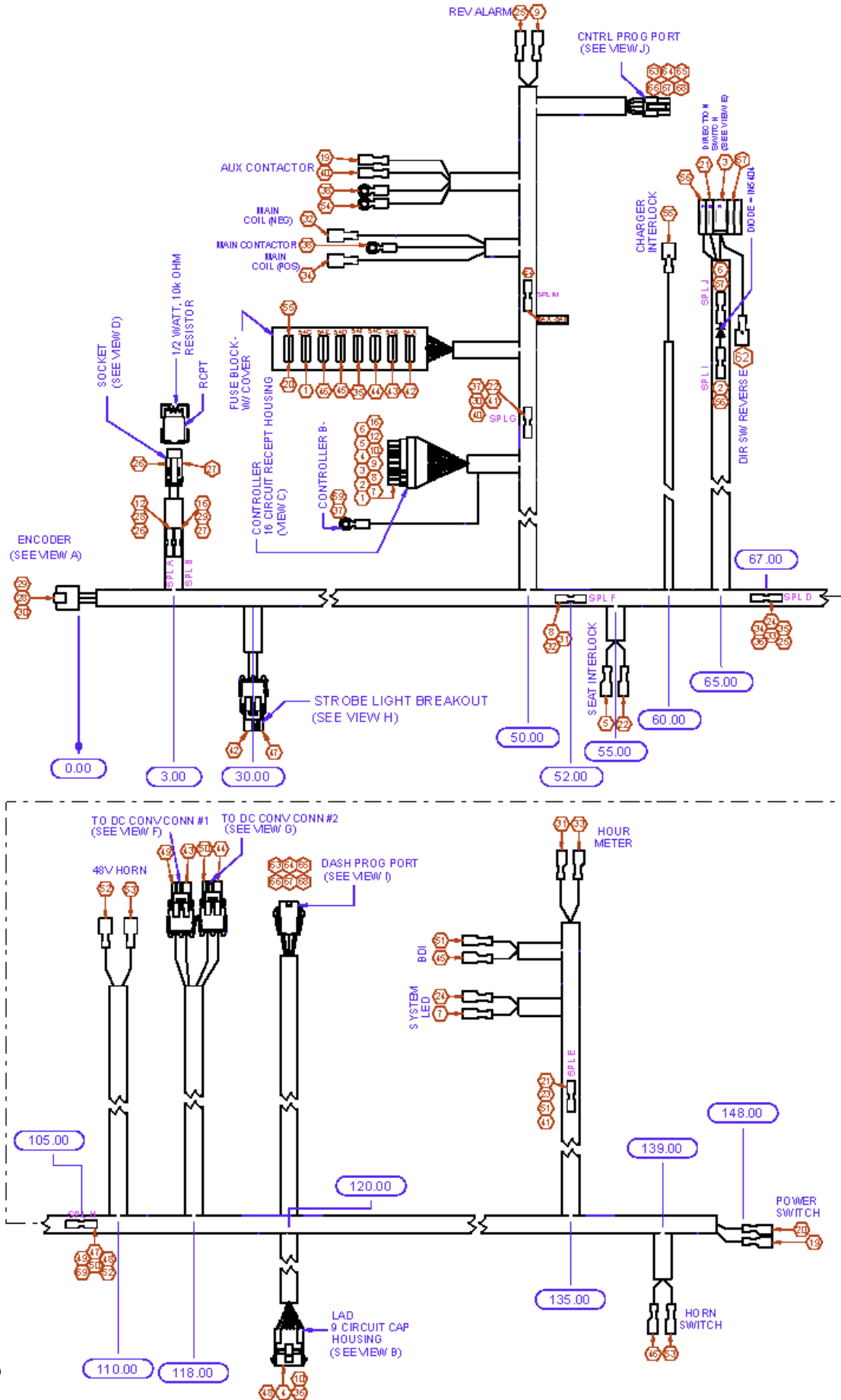
P5

Parts Manual

Section 5

Electrical

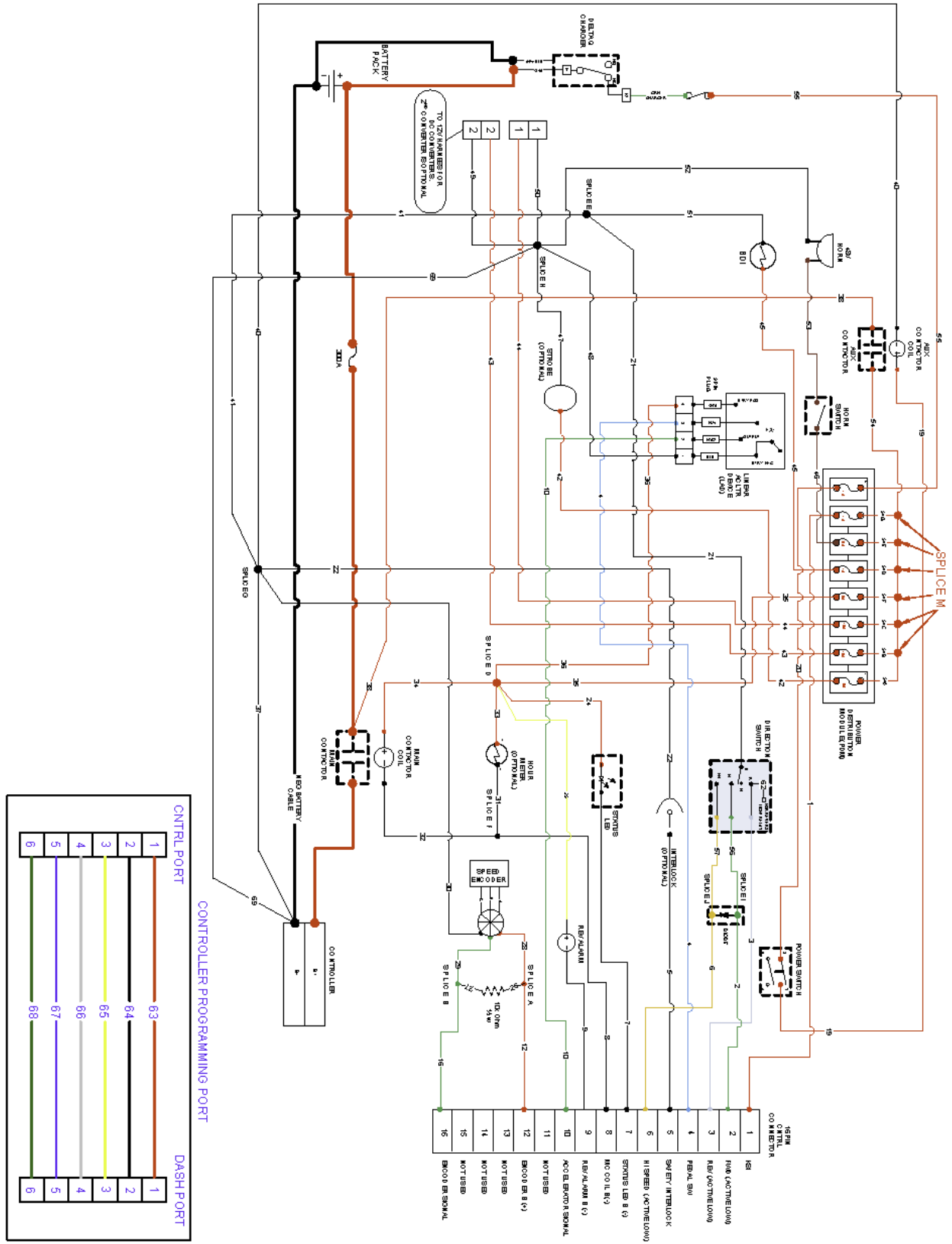
DC 48V POWER HARNESS – P5
P/N 69521-13



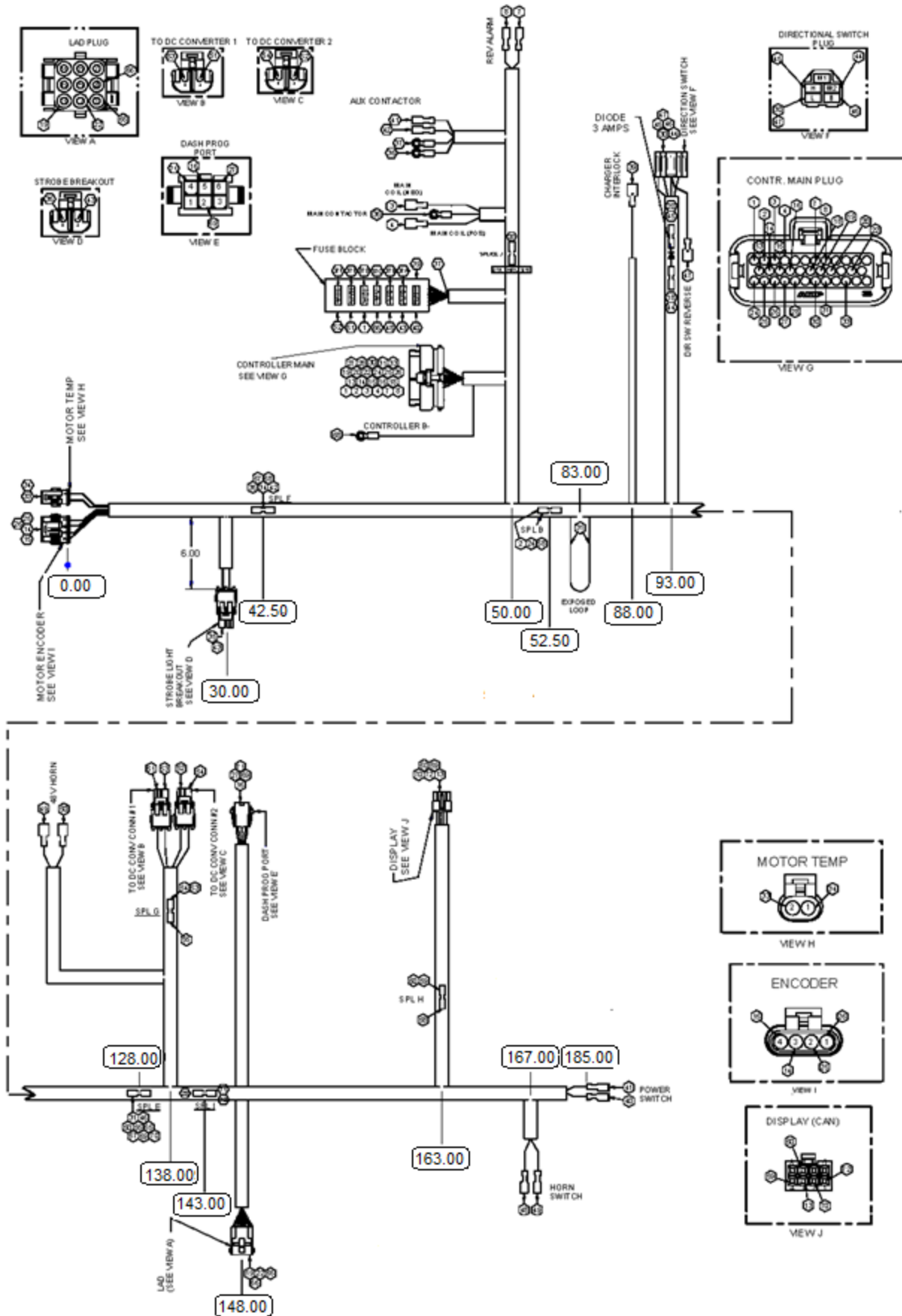
DC 48V POWER HARNESS – P5 (Cont.)

CIRCUIT NO.	DESCRIPTION	FIRST TERMINAL	SECOND TERMINAL	WIRE LENGTH*	WIRE COLOR	WIRE GAGE
1	FUSE BLOCK CONTRL FUSE 1A TO CONTROL PIN 1	MTA(4)	MOLEX PIN (1)	21.00	RED	18
2	SPLICE I (DIODE IN5404) TO CONTROL PIN 2	16-18 SPLICE	MOLEX PIN (1)	51.00	GRN	18
3	DIRECTION SWITCH "L" (REVERSE) TO CONTROL PIN 3	PACKARD (9)	MOLEX PIN (1)	57.00	GRY	18
4	LAD PIN 3 TO CONTROL PIN 4	AMP SOCKET (2)	MOLEX PIN (1)	90.00	BLU	18
5	SAFETY INTERLOCK TO CONTROL PIN 5	18-20 GA1/4" F.I.F.	MOLEX PIN (1)	19.00	BLK	18
6	SPLICE J (DIODE IN5404) TO CONTROL PIN 6	16-18 SPLICE	MOLEX PIN (1)	53.00	ORG	18
7	STATUS LED (NEG) TO CONTROL PIN 7	18-20 GA3/16" F.I.F.	MOLEX PIN (1)	109.00	BLK	18
8	SPLICE F TO CONTROL PIN 8	16-18 SPLICE	MOLEX PIN (1)	14.00	BLK	18
9	REV ALARM (NEG) TO CONTROL PIN 9	16-18 GA1/4" F.I.F.	MOLEX PIN (1)	33.00	BLK	18
10	LAD PIN 2 TO CONTROL PIN 10	AMP SOCKET (2)	MOLEX PIN (1)	90.00	GRN	18
12	SPLICE A TO CONTROL PIN 12	16-18 SPLICE	MOLEX PIN (1)	62.00	RED	18
16	SPLICE B TO CONTROL PIN 16	16-18 SPLICE	MOLEX PIN (1)	62.00	GRN	18
19	POWER SWITCH "A" AUX CONT COIL POS	16-18 GA1/4" F.I.F.	16-18 GA1/4" F.I.F.	135.00	RED	18
20	PDM FUSE BLOCK 1 AMP TO POWER SWITCH B	MTA(4)	16-18 GA1/4" F.I.F.	123.00	RED	18
21	DIRECTION SWITCH "B" (COMMON) TO SPLICE E	PACKARD (9)	16-18 SPLICE	104.00	BLK	18
22	SAFETY INTERLOCK TO SPLICE G	18-20 GA1/4" F.I.M.	16-18 SPLICE	18.00	BLK	18
24	STATUS LED (POS) TO SPLICE D	18-20 GA3/16" F.I.F.	16-18 SPLICE	80.00	RED	18
25	REV ALARM (POS) TO SPLICE D	16-18 GA1/4" F.I.F.	2ND TERM CIRCUIT 24	54.00	YEL	18
26	SPLICE A TO RESISTOR PLUG	1ST TERM CIRCUIT 12	DEUTSCH SOCKET (5)	3.00	BLK	18
27	SPLICE B TO RESISTOR PLUG	1ST TERM CIRCUIT 16	DEUTSCH SOCKET (5)	3.00	BLK	18
28	SPLICE A TO ENCODER PLUG (PIN A)	1ST TERM CIRCUIT 12	DEUTSCH SOCKET (6)	6.00	RED	18
29	SPLICE B TO ENCODER PLUG (PIN B)	1ST TERM CIRCUIT 16	DEUTSCH SOCKET (6)	6.00	GRN	18
30	ENCODER PLUG (PIN C) TO SPLICE G	DEUTSCH SOCKET (6)	2ND TERM CIRCUIT 22	61.00	BLK	18
31	SPLICE F TO HOUR METER (NEG)	1ST TERM CIRCUIT 8	18-20 GA1/4" F.I.F.	99.00	BLK	18
32	SPLICE F TO MAIN COIL (NEG)	1ST TERM CIRCUIT 8	18-20 GA1/4" F.I.F.	36.00	BLK	18
33	HOUR METER (POS) TO SPLICE D	16-18 GA1/4" F.I.F.	2ND TERM CIRCUIT 24	84.00	RED	18
34	MAN COIL (POS) TO SPLICE D	16-18 GA1/4" F.I.F.	2ND TERM CIRCUIT 24	51.00	RED	18
35	SPLICE D TO PDM FUSE BLOCK 5 AMP	2ND TERM CIRCUIT 24	MTA(4)	42.00	RED	18
36	SPLICE D TO LAD PIN 4	2ND TERM CIRCUIT 24	AMP SOCKET (2)	61.00	RED	18
37	CONTROL B- TO SPLICE G	10-12 GA5/16 RING TERM (7)	2ND TERM CIRCUIT 22	13.00	BLK	12
38	MAIN CONT TO AUX MAIN	10-12 GA5/16 RING TERM (7)	10-12 GA1/4 RING TERM (7)	13.00	RED	10
40	SPLICE G TO AUX COIL	2ND TERM CIRCUIT 22	18-20 GA1/4" F.I.F.	26.00	BLK	18
41	SPLICE E TO SPLICE G	2ND TERM CIRCUIT 21	2ND TERM CIRCUIT 22	100.00	BLK	16
42	PDM FUSE BLOCK 5 A TO STROBE (POS)	MTA(4)	16-18 GA1/4" F.I.F.	48.00	RED	18
43	PDM FUSE BLOCK 10 A TO DC CONVERTER 1	MTA(4)	PACKARD TERM (3)	125.00	RED	16
44	PDM FUSE BLOCK 10 A TO DC CONVERTER 2	MTA(4)	PACKARD TERM (3)	125.00	RED	16
45	PDM FUSE BLOCK 1 A TO BDI (POS)	MTA(4)	18-20 GA1/4" F.I.F.	124.00	RED	18
46	PDM FUSE BLOCK 5 A TO HORN SWITCH	MTA(4)	16-18 GA1/4" F.I.F.	122.00	BRW	18
47	STROBE (NEG) TO SPLICE H	16-18 GA1/4" F.I.F.	16-18 SPLICE	78.00	BLK	18
48	LAD PIN 1 TO SPLICE H	AMP SOCKET (2)	2ND TERM CIRCUIT 47	23.00	BLK	18
49	SPLICE H TO DC CONVERTER 1	2ND TERM CIRCUIT 47	PACKARD TERM (3)	45.00	BLK	16
50	SPLICE H TO DC CONVERTER 2	2ND TERM CIRCUIT 47	PACKARD TERM (3)	45.00	BLK	16
51	SPLICE E TO BDI (NEG)	2ND TERM CIRCUIT 21	18-20 GA1/4" F.I.F.	10.00	BLK	18
52	SPLICE H TO 48V HORN (NEG)	2ND TERM CIRCUIT 21	16-18 GA1/4" F.I.F.	15.00	BLK	18
53	48V HORN (POS) TO HORN SWITCH	16-18 GA1/4" F.I.F.	16-18 GA1/4" F.I.F.	47.00	BRN	18
54	AUX CONT SWITCHED TO SPLICE M	10-12 GA1/4 RING TERM (7)	FIRST CIRCUIT SPLICE M	12.50	RED	12
54A	SPLICE M TO FUSE BLOCK 5A	2ND CIRCUIT SPLICE M	MTA(4)	7.50	RED	18
54B	SPLICE M TO FUSE BLOCK 10A	3RD CIRCUIT SPLICE M	MTA(4)	7.50	RED	18
54C	SPLICE M TO FUSE BLOCK 10A	4TH CIRCUIT SPLICE M	MTA(4)	7.50	RED	18
54D	SPLICE M TO FUSE BLOCK 1A	5TH CIRCUIT SPLICE M	MTA(4)	7.50	RED	18
54E	SPLICE M TO FUSE BLOCK 5A	6TH CIRCUIT SPLICE M	MTA(4)	7.50	RED	18
54F	SPLICE M TO FUSE BLOCK 5A	7TH CIRCUIT SPLICE M	MTA(4)	7.50	RED	18
55	CHARGER INTERLOCK TO PDM FUSE BLOCK 1A	18-20 GA1/4 F.I.M.	MTA(4)	55.00	RED	18
56	SPLICE I (DIODE IN5404) TO DIRECTION SWITCH "FL" PIN M2	DIODE SPLICE	PACKARD (9)	6.00	GRN	18
57	SPLICE J (DIODE IN5404) TO DIRECTION SWITCH "FH" PIN H	DIODE SPLICE	PACKARD (9)	4.00	YEL	18
62	DIR SW REVERSE TO 12V HARNESS	2ND TERM CIRCUIT 3	18-20 GA1/4 F.I.M.	6.00	GRY	18
63	CNTRL PROGRAM PIN 1 TO DASH PROG PORT PIN 1	MOLEX PIN (1)	MOLEX (10)	119.00	RED	18
64	CNTRL PROGRAM PIN 2 TO DASH PROG PORT PIN 2	MOLEX PIN (1)	MOLEX (10)	119.00	BLK	18
65	CNTRL PROGRAM PIN 3 TO DASH PROG PORT PIN 3	MOLEX PIN (1)	MOLEX (10)	119.00	YEL	18
66	CNTRL PROGRAM PIN 4 TO DASH PROG PORT PIN 4	MOLEX PIN (1)	MOLEX (10)	119.00	GRY	18
67	CNTRL PROGRAM PIN 5 TO DASH PROG PORT PIN 5	MOLEX PIN (1)	MOLEX (10)	119.00	BLU	18
68	CNTRL PROGRAM PIN 6 TO DASH PROG PORT PIN 6	MOLEX PIN (1)	MOLEX (10)	119.00	GRN	18
69	CONTROL B- TO SPLICE H	1ST TERM CIRCUIT 37	2ND TERM CIRCUIT 47	73.00	BLK	12

DC 48V POWER HARNESS – P5 (Cont.)

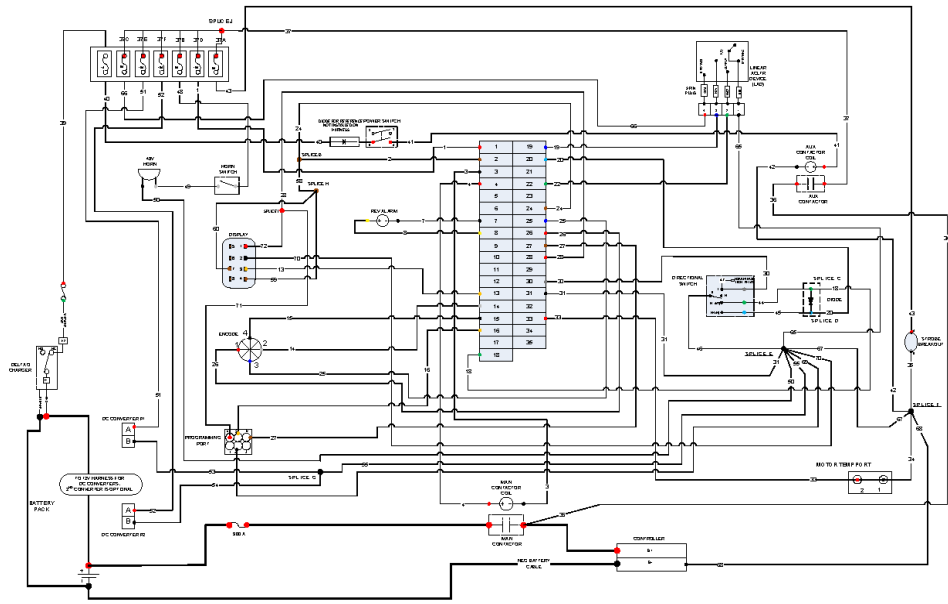


AC 48V POWER HARNESS – P5
P/N 69530-13




AC 48V POWER HARNESS – P5 Cont.

CIRCUIT NO.	DESCRIPTION	WIRE LENGTH*	WIRE COLOR	WIRE GAGE	CIRCUIT NO.	DESCRIPTION	WIRE LENGTH*	WIRE COLOR	WIRE GAGE
1	CNTROL PIN 1 TO FUSE BLOCK 10A	21.00	RED	18	39	CHARGER INTERLOCK TO FUSE BLOCK 1 A	83.00	RED	18
2	CONTROL PIN 2 (CAN TERMINATION) TO SPLICE B	14.50	BRWN	18	40	FUSE BLOCK 1 TO POWER SWITCH COMMON	160.00	RED	18
3	CONTROL PIN 3 TO MAIN CONTACTOR COIL (NEG)	30.00	BLK	18	41	POWER SW SWITCHED TO AUX CONT COIL POS	172.00	RED	18
4	CONTROL PIN 4 TO MAIN CONTACTOR COIL (POS)	30.00	RED	18	42	AUX CONTACTOR COIL (NEG) TO SPLICE F	44.50	BLK	18
7	CONTROL PIN 7 TO REVERSE ALARM (NEG)	33.00	BLK	18	43	FUSE BLOCK 5 TO STROBE BREAKOUT PIN A (POS)	51.00	RED	18
8	CONTROL PIN 8 TO REVERSE ALARM (POS)	33.00	YLW	18	44	DIODE SPLICE C TO DIRECTIONAL SWITCH PIN M ("FL")	6.00	GRN	18
13	CONTROL PIN 13 (CAN HIGH) TO DISPLAY PIN 3	141.00	ORG	18	45	DIODE SPLICE D TO DIRECTIONAL SWITCH PIN H ("FH")	4.00	LT BLU	18
14	CONTROL PIN 14 (ENC PHASE A) TO MOTOR ENCODER PIN 2	62.00	WHT	18	46	DIRECTIONAL SWITCH COMMON "B" TO SPLICE E	65.00	BLK	16
15	CONTROL PIN 15 (ENCODER -VE) TO MOTOR ENCODER PIN 4	62.00	BLK	18	47	DIRECTIONAL SWITCH "L" TO 12V HARNESS REV LIGHTS	6.00	GRY	18
16	CONTROL PIN 16 (CAN HIGH) TO PROGRAMMING PORT PIN 5	122.00	ORG	18	48	FUSE BLOCK 6 TO HORN SWITCH	150.00	WHT	18
18	CONTROL PIN 18 (FWD) TO DIODE SPLICE C	79.00	GRN	18	49	HORN SWITCH TO 48V HORN (POS)	52.00	WHT	18
19	CONTROL PIN 19 (FS1) TO LAD PIN 3	118.00	BLU	18	50	48V HORN (NEG) TO SPLICE E	25.00	BLK	18
20	CONTROL PIN 20 (FWD HIGH) TO DIODE SPLICE D	81.00	LT BLU	18	51	FUSE BLOCK 10A TO DC CONVCONN #1 PIN A	128.00	RED	16
22	CONTROL PIN 22 (ACTLR SIGNAL) TO LAD PIN 2	118.00	GRN	18	52	FUSE BLOCK 10A TO DC CONVCONN #2 PIN A	128.00	RED	16
24	CONTROL PIN 24 (CAN LOW) TO SPLICE B	14.50	BRWN	18	53	DC CONVCONN #1 PIN B TO SPLICE G	7.00	BLK	16
25	CONTROL PIN 25 (ENC PHASE B) TO MOTOR ENCODER PIN 3	62.00	BLU	18	54	DC CONVCONN #2 PIN B TO SPLICE G	7.00	BLK	16
26	CONTROL PIN 26 (ENCODER +VE) TO MOTOR ENCODER PIN 1	62.00	RED	18	55	SPLICE G TO SPLICE E	11.00	BLK	10
27	CONTROL PIN 27 (CAN LOW) TO PROGRAMMING PORT PIN 6	122.00	BRWN	18	56	SPLICE B TO SPLICE H	184.50	BRWN	18
28	CONTROL PIN 28 (DISPLAY +VE) TO SPLICE I	95.00	RED	18	58	SPLICE H TO DISPLAY PIN 4 (CAN LOW)	12.00	BRWN	18
30	CONTROL PIN 30 (REV) TO DIRECTIONAL SWITCH "L"	115.00	GRY	18	60	SPLICE H TO DISPLAY PIN 7 (CAN TERMINATION)	12.00	BRWN	18
31	CONTROL PIN 31 (SEAT SWITCH) TO SPLICE E	90.00	BLK	18	65	LAD PIN 1 (-VE) TO SPLICE E	28.00	BLK	18
33	CONTROL PIN 33 (MOTOR TEMP +VE) TO MOTOR TEMP PIN 2 (+VE)	62.00	RED	18	66	LAD PIN 4 (+VE) TO FUSE 5A	131.00	RED	18
34	MOTOR TEMP PIN 1 (-VE) TO SPLICE F	42.50	BLK	18	67	SPLICE E TO SPLICE F	85.50	BLK	10
35	STROBE BREAKOUT PIN B (NEG) TO SPLICE F	18.50	BLK	18	68	SPLICE F TO CONTROLLER B-	25.50	BLK	10
36	MAIN CONTACTOR COMMON TO AUX CONTACTOR COMMON	13.00	RED	10	69	PROGRAMMING PORT PIN 2 (B-) TO SPLICE E	32.00	BLK	18
37	AUX CONTACTOR SWITCHED TO SPLICE J	9.50	RED	10	70	DISPLAY PIN 2 (-VE) TO SPLICE E	51.00	BLK	18
37A	SPLICE J TO FUSE BLOCK 5A	9.00	RED	18	71	SPLICE I TO PROGRAMMING PORT PIN 4	17.00	RED	18
37B	SPLICE J TO FUSE BLOCK 5A	9.00	RED	18	72	SPLICE I TO DISPLAY PIN 1	36.00	RED	18
37C	SPLICE J TO FUSE BLOCK 5A	9.00	RED	18					
37D	SPLICE J TO FUSE BLOCK 10A	9.00	RED	16					
37E	SPLICE J TO FUSE BLOCK 10A	9.00	RED	16					
37F	SPLICE J TO FUSE BLOCK 10A	9.00	RED	16					

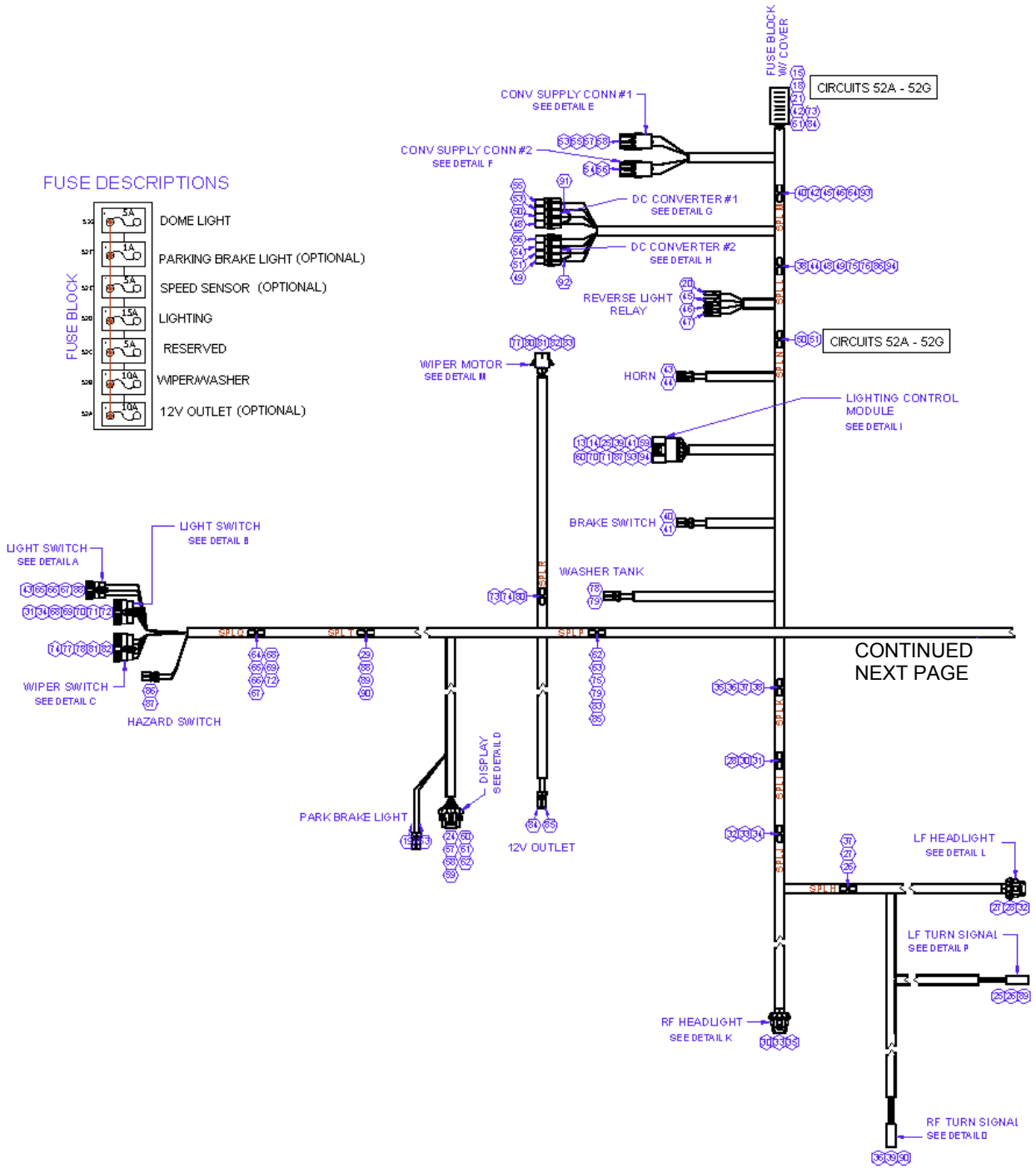


CIRCUIT NO.	WIRE COLOR
1	RED
2	BRWN
3	BLK
4	RED
5	GRN
6	WHT
7	BLK
8	YLW
9	LT BLU
10	GRN
11	BRWN
12	ORG
13	WHT
14	BLK
15	GRN
16	BLU
17	RED
18	BRWN
19	BLU
20	LT BLU
21	GRY
22	GRN
23	BLK
24	LT BLU
25	GRN
26	BLU
27	RED
28	BLK
29	BRWN
30	RED
31	BLK
32	GRY
33	RED
34	BRWN
35	BLK



NOTES:
1. THE UNDERLINE SPLICES ARE NEGATIVE

12V ACCESSORY HARNESS – P5 P/N 69526-13

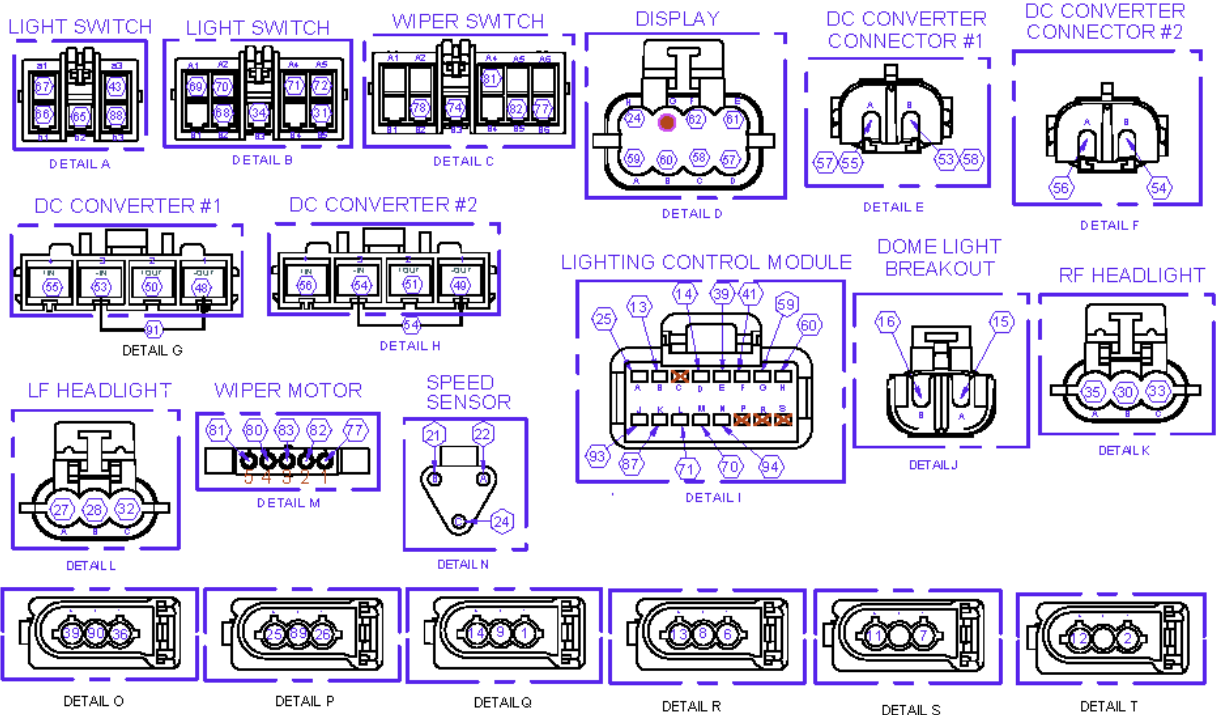
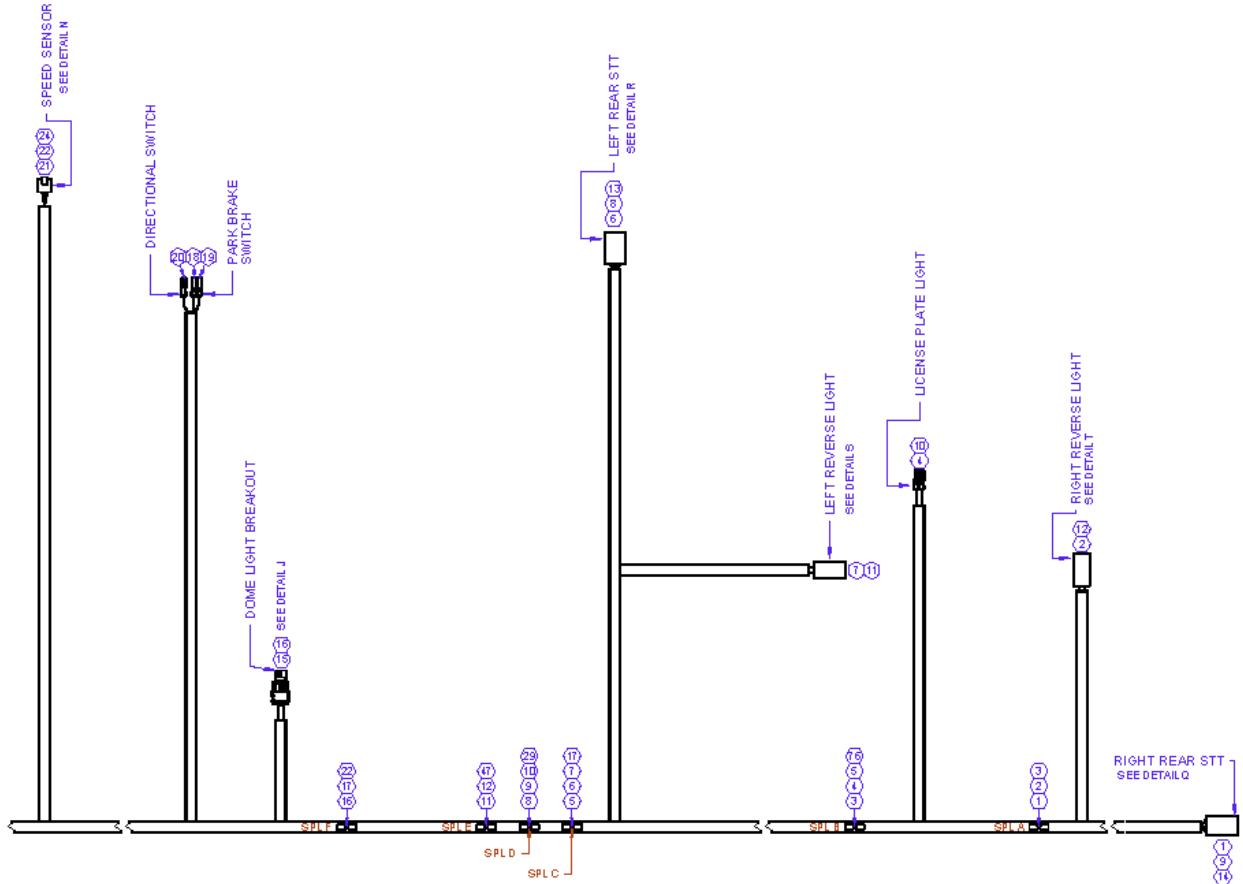


FUSE DESCRIPTIONS

FUSE BLOCK	DESCRIPTION
5A	DOMELIGHT
1A	PARKING BRAKE LIGHT (OPTIONAL)
5A	SPEED SENSOR (OPTIONAL)
15A	LIGHTING
5A	RESERVED
10A	WIPER/WASHER
10A	12V OUTLET (OPTIONAL)

CONTINUED
NEXT PAGE

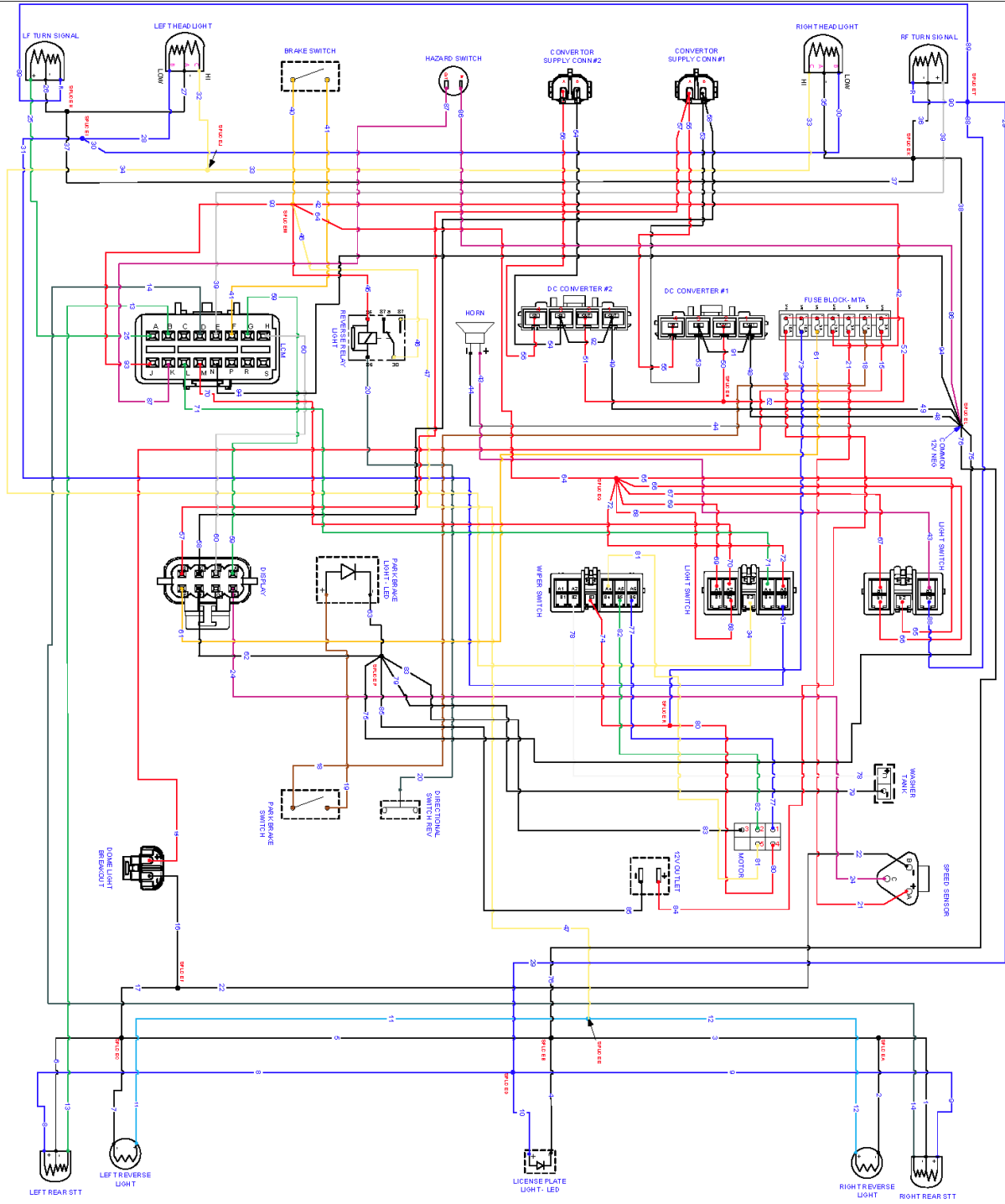
12V ACCESSORY HARNESS – P5 (Cont.)



12V ACCESSORY HARNESS – P5 (Cont.)

CIRCUIT NO.	DESCRIPTION	FIRST TERMINAL	SECOND TERMINAL	WIRE LENGTH 1	WIRE COLOR	WIRE GAGE
1	RT REAR TAIL (NEG) PIN 1 TO SPLICE A	FEDERAL MOGUL (11)	10-12 GASPLICE	17.00	BLK	18
2	RT REVERSE LIGHT (NEG) PIN 1 TO SPLICE A	FEDERAL MOGUL (13)	2ND TERM CIRCUIT 1	15.00	BLK	18
3	SPLICE A TO SPLICE B	2ND TERM CIRCUIT 1	10-12 GASPLICE	18.00	BLK	14
4	LIC PLATE LIGHT (NEG) TO SPLICE B	1/4 BLADE FIF	2ND TERM CIRCUIT 3	18.00	BLK	18
5	SPLICE B TO SPLICE C	2ND TERM CIRCUIT 3	10-12 GASPLICE	19.00	BLK	14
6	LT REAR TAIL (NEG) PIN 1 TO SPLICE C	FEDERAL MOGUL (11)	2ND TERM CIRCUIT 5	29.00	BLK	18
7	LEFT REVERSE LIGHT (NEG) PIN 1 TO SPLICE C	FEDERAL MOGUL (13)	2ND TERM CIRCUIT 5	24.00	BLK	18
8	LT REAR TAIL (POS) PIN 2 TO SPLICE D	FEDERAL MOGUL (11)	10-12 GASPLICE	32.00	BLU	18
9	RT REAR TAIL (POS) PIN 2 TO SPLICE D	FEDERAL MOGUL (11)	2ND TERM CIRCUIT 8	57.00	BLU	18
10	LIC PLATE LIGHT (POS) TO SPLICE D	1/4 BLADE FIF	2ND TERM CIRCUIT 8	40.00	BLU	18
11	LT REVERSE LIGHT (POS) PIN 3 TO SPLICE E	FEDERAL MOGUL (13)	10-12 GASPLICE	30.00	LT BLU	18
12	RT REVERSE LIGHT (POS) PIN 3 TO SPLICE E	FEDERAL MOGUL (13)	2ND TERM CIRCUIT 11	58.00	LT BLU	18
13	LT REAR TURN LIGHT PIN 3 TO LCM PIN B	FEDERAL MOGUL (11)	DELPHI (3)	152.00	GRN	18
14	RT REAR TURN LIGHT PIN 3 TO LCM PIN D	FEDERAL MOGUL (11)	DELPHI (3)	177.00	GRY	18
15	DOME LIGHT BREAKOUT (POS) TO FUSE BLOCK 5A	DELPHI (10)	MTA(1)	86.00	RED	18
16	DOME LIGHT BREAKOUT (NEG) TO SPLICE F	DELPHI (10)	10-12 GASPLICE	35.00	BLK	18
17	SPLICE C TO SPLICE F	2ND TERM CIRCUIT 5	2ND TERM CIRCUIT 16	22.00	BLK	14
18	PARK BRAKE SW INPUT TO FUSE BLOCK 1A	1/4 BLADE FIF	MTA(1)	108.00	BRWN	18
19	PARK BRAKE SW OUTPUT TO PARK BRAKE LIGHT POS	1/4 BLADE FIF	1/4 BLADE FIF	115.00	BRWN	18
20	DIRECTIONAL SWITCH REV TO REV LIGHT RELAY COIL PIN 86 (NEG)	1/4 BLADE FIF	1/4 BLADE FIF	98.00	GRY	18
20	SPEED SENSOR PIN A (POS) TO FUSE BLOCK 5A	DEUTSCH (4)	MTA(1)	75.00	RED	18
22	SPEED SENSOR PIN B (NEG) TO SPLICE F	DEUTSCH (4)	2ND TERM CIRCUIT 5	99.00	BLK	18
24	SPEED SENSOR SIGNAL PIN C TO DISPLAY PIN H	DEUTSCH (4)	DELPHI (5)	76.00	MO	18
25	LF TURN SIGNAL (POS) PIN 3 TO LCM PIN A	FEDERAL MOGUL (11)	DELPHI (3)	56.00	GRN	18
26	LF TURN (NEG) PIN 1 TO SPLICE H	FEDERAL MOGUL (11)	10-12 GASPLICE	23.00	BLK	18
27	LF HEAD LIGHT (NEG) TO SPLICE H	DELPHI (5)	2ND TERM CIRCUIT 26	23.00	BLK	18
28	LH HEADLIGHT LOW BEAM TO SPLICE I	DELPHI (5)	10-12 GASPLICE	34.00	BLU	18
29	RUNNING LIGHT SPLICE T TO TAIL LIGHT SPLICE D	2ND TERM CIRCUIT 88	2ND TERM CIRCUIT 8	133.00	BLU	18
30	RH HEADLIGHT LOW BEAM TO SPLICE I	DELPHI (5)	2ND TERM CIRCUIT 28	20.00	BLU	18
31	LOW BEAM OUTPUT SWITCH B5 TO LOW BEAM CIRCUIT SPLICE I	TYCO (9)	2ND TERM CIRCUIT 28	50.00	BLU	16
32	LF HEAD LIGHT HIGH BEAM TO SPLICE J	DELPHI (5)	10-12 GASPLICE	30.00	YLW	18
33	RF HEAD LIGHT HIGH BEAM TO SPLICE J	DELPHI (5)	2ND TERM CIRCUIT 32	16.00	YLW	18
34	HIGH BEAM OUTPUT SWITCH B3 TO HIGH BEAM CIRCUIT SPLICE J	TYCO (9)	2ND TERM CIRCUIT 32	54.00	YLW	16
35	RF HEAD LIGHT (NEG) TO SPLICE K	DELPHI (5)	10-12 GASPLICE	24.00	BLK	18
36	RF TURN LIGHT (NEG) PIN 1 TO SPLICE K	FEDERAL MOGUL (11)	2ND TERM CIRCUIT 35	38.00	BLK	18
37	SPLICE H TO SPLICE K	2ND TERM CIRCUIT 26	2ND TERM CIRCUIT 35	15.00	BLK	16
38	SPLICE K TO SPLICE L	2ND TERM CIRCUIT 35	10-12 GASPLICE	23.00	BLK	16
39	RF TURN LIGHT (POS) PIN 3 TO LCM PIN E	FEDERAL MOGUL (11)	DELPHI (3)	56.00	GRY	18
40	BRAKE INPUT SWITCH TO SPLICE M 12V POS	1/4 BLADE FIF	10-12 GASPLICE	22.00	ORG	18
41	BRAKE OUTPUT SWITCH TO LCM PIN F BRAKE INPUT	1/4 BLADE FIF	DELPHI (3)	13.00	ORG	18
42	FUSE BLOCK 15A TO SPLICE M	MTA(1)	2ND TERM CIRCUIT 40	6.00	RED	14
43	HORN (POS) TO HORN OUTPUT SWITCH (a3)	1/4 BLADE FIF	TYCO (9)	62.00	MO	18
44	HORN (NEG) TO SPLICE L	1/4 BLADE FIF	2ND TERM CIRCUIT 38	10.00	BLK	18
45	SPLICE M TO REV LIGHT RELAY COIL PIN 85 (POS)	2ND TERM CIRCUIT 38	1/4 BLADE FIF	8.00	RED	18
46	SPLICE M TO REV LIGHT RELAY COMMON PIN 30	2ND TERM CIRCUIT 38	1/4 BLADE FIF	8.00	YLW	18
47	REV LIGHT RELAY SWITCHED PIN 87 TO SPLICE E	1/4 BLADE FIF	2ND TERM CIRCUIT 11	122.00	YLW	16
48	DC CONVERTER 1 PIN 1 (NEG) OUT TO SPLICE L	MOLEX (6)	10-12 GASPLICE	12.00	BLK	12
49	DC CONVERTER 2 PIN 1 (NEG) OUT TO SPLICE L	MOLEX (6)	2ND TERM CIRCUIT 48	12.00	BLK	12
50	DC CONVERTER 1 PIN 2 (POS) OUT TO SPLICE N	MOLEX (6)	10-12 GASPLICE	16.00	RED	12
51	DC CONVERTER 2 PIN 2 (POS) OUT TO SPLICE N	MOLEX (6)	2ND TERM CIRCUIT 50	16.00	RED	12
52A	SPLICE N TO FUSE BLOCK 10A	3RD CIRCUIT SPLICE N	MTA(1)	14.00	RED	16
52B	SPLICE N TO FUSE BLOCK 10A	4TH CIRCUIT SPLICE N	MTA(1)	14.00	RED	16
52C	SPLICE N TO FUSE BLOCK 5A	5TH CIRCUIT SPLICE N	MTA(1)	14.00	RED	18
52D	SPLICE N TO FUSE BLOCK 15A	6TH CIRCUIT SPLICE N	MTA(1)	14.00	RED	18
52E	SPLICE N TO FUSE BLOCK 5A	7TH CIRCUIT SPLICE N	MTA(1)	14.00	RED	18
52F	SPLICE N TO FUSE BLOCK 1A	8TH CIRCUIT SPLICE N	MTA(1)	14.00	RED	18
52G	SPLICE N TO FUSE BLOCK 5A	9TH CIRCUIT SPLICE N	MTA(1)	14.00	RED	18
53	DC CONVERTER 1 PIN 3 (NEG) IN TO CONV SUPPLY CONN 1 PIN B	MOLEX (6)	DELPHI (7)	19.00	BLK	16
54	DC CONVERTER 2 PIN 3 (NEG) IN TO CONV SUPPLY CONN 2 PIN B	MOLEX (6)	DELPHI (7)	19.00	BLK	16
55	DC CONVERTER 1 PIN 4 (POS) IN TO CONV SUPPLY CONN 1 PIN A	MOLEX (6)	DELPHI (7)	19.00	RED	16
56	DC CONVERTER 2 PIN 4 (POS) IN TO CONV SUPPLY CONN 2 PIN A	MOLEX (6)	DELPHI (7)	19.00	RED	16
57	CONV SUPPLY CONN 1 (POS) PIN A TO DISPLAY PIN D	SECOND TERM CIRCUIT 55	DELPHI (5)	62.00	RED	18
58	CONV SUPPLY CONN 1 (NEG) PIN B TO DISPLAY PIN C	SECOND TERM CIRCUIT 53	DELPHI (5)	62.00	BLK	18
59	LEFT TURN INDICATOR LCM PIN G TO DISPLAY PIN A LEFT INDICATOR	DELPHI (3)	DELPHI (5)	46.00	GRN	18
60	RIGHT TURN INDICATOR LCM PIN H TO DISPLAY PIN B RIGHT INDICATOR	DELPHI (3)	DELPHI (5)	46.00	GRY	18
61	FUSE BLOCK 5A TO DISPLAY PIN E 12V POS INPUT	MTA(1)	DELPHI (5)	61.00	ORG	18
62	DISPLAY PIN F (12V NEG) TO SPLICE P	DELPHI (5)	10-12 GASPLICE	21.00	BLK	18
63	PARK BRAKE LIGHT NEG TO SPLICE P	1/4 BLADE FIF	2ND TERM CIRCUIT 62	27.00	BLK	18
64	SPLICE Q TO SPLICE M	10-12 GASPLICE	2ND TERM CIRCUIT 40	58.00	RED	16
65	12V POS SPLICE Q TO RUNNING LIGHT POS INPUT SWITCH (b2)	1ST TERM CIRCUIT 64	TYCO (9)	10.00	RED	18
66	12V POS SPLICE Q TO LOW BEAM INPUT SWITCH (b1)	1ST TERM CIRCUIT 64	TYCO (9)	10.00	RED	16
67	12V POS SPLICE Q TO HORN INPUT SWITCH (a1)	1ST TERM CIRCUIT 64	TYCO (9)	10.00	RED	18
68	12V POS SPLICE Q TO HIGH BEAM INPUT SWITCH (b2)	1ST TERM CIRCUIT 64	TYCO (9)	9.00	RED	16
69	12V POS SPLICE Q TO FLASH TO PASS INPUT SWITCH (A1)	1ST TERM CIRCUIT 64	TYCO (9)	9.00	RED	16
70	RIGHT TURN SIGNAL SWITCH (A2) TO LCM PIN M RIGHT TURN SIGNAL INPUT	TYCO (9)	DELPHI (3)	58.00	GRY	18
71	LEFT TURN SIGNAL SWITCH (A4) TO LCM PIN L LEFT TURN SIGNAL INPUT	TYCO (9)	DELPHI (3)	58.00	GRN	18
72	TURN SIGNAL INPUT SWITCH (A5) TO 12V POS SPLICE Q	TYCO (9)	2ND TERM CIRCUIT 62	9.00	RED	16
73	10A FUSE BLOCK 12V POS TO SPLICE R (WASHER/WIPER CKT) POS	MTA(1)	10-12 GASPLICE	45.00	RED	16
74	WASHER/WIPER 12V POS COMMON INPUT SWITCH (B3) TO SPLICE R (WASHER/WIPER CKT) POS	TYCO (9)	2ND TERM CIRCUIT 74	32.00	RED	18
75	SPLICE L TO SPLICE P	2ND TERM CIRCUIT 38	2ND TERM CIRCUIT 62	30.00	BLK	14
76	SPLICE L TO SPLICE B	2ND TERM CIRCUIT 38	2ND TERM CIRCUIT 3	147.00	BLK	14
77	WIPER HIGH SPEED OUTPUT SWITCH (B6) TO WIPER MOTOR PIN 1 HIGH SPEED	TYCO (9)	MOLEX (12)	44.00	BLU	18
78	WASHER SWITCH (B2) TO WASHER TANK MOTOR (POS)	TYCO (9)	1/4 BLADE FIF	53.00	WHT	18
79	WASHER TANK (NEG) TO SPLICE P	1/4 BLADE FIF	2ND TERM CIRCUIT 62	20.00	BLK	18
80	12V POS SPLICE R TO WIPER MOTOR PIN 4, 12V POS SUPPLY	2ND TERM CIRCUIT 74	MOLEX (12)	12.00	RED	18
81	WIPER PARK OUTPUT SWITCH (A5) TO WIPER MOTOR PIN 5 PARK	TYCO (9)	MOLEX (12)	44.00	YEL	18
82	WIPER LOW SPEED OUTPUT SWITCH (B5) TO WIPER MOTOR PIN 2 LOW SPEED	TYCO (9)	MOLEX (12)	44.00	GRN	18
83	12V NEG WIPER MOTOR PIN 3 TO SPLICE P	MOLEX (12)	2ND TERM CIRCUIT 62	17.00	BLK	18
84	12V OUTLET (POS) TO FUSE BLOCK 10A	1/4 BLADE FIF	MTA(1)	56.00	RED	18
85	12V OUTLET (NEG) TO SPLICE P	1/4 BLADE FIF	2ND TERM CIRCUIT 62	16.00	BLK	18
86	HAZARD SWITCH INPUT TO SPLICE L	1/4 BLADE FIF	2ND TERM CIRCUIT 40	61.00	MO	18
87	HAZARD SWITCH OUTPUT TO LCM PIN K	1/4 BLADE FIF	DELPHI (3)	56.00	MO	18
88	RUNNING LIGHT SWITCH (b3) TO RUNNING & TAIL LIGHT CKT SPLICE T	TYCO (9)	10-12 GASPLICE	16.00	BLU	18
89	LT TURN SIGNAL @ PIN 2 TO SPLICE T	FEDERAL MOGUL (11)	2ND TERM CIRCUIT 88	69.00	BLU	18
90	RT TURN SIGNAL (R) PIN 2 TO SPLICE T	FEDERAL MOGUL (11)	2ND TERM CIRCUIT 88	69.00	BLU	18
91	DC CONVERTER 1 PIN 1 (NEG) OUT TO DC CONVERTER 1 PIN 3 (NEG) IN	MOLEX 6 (1ST TERM CIRCUIT 48)	MOLEX 6 (1ST TERM CIRCUIT 53)	4.00	BLK	16
92	DC CONVERTER 2 PIN 1 (NEG) OUT TO DC CONVERTER 2 PIN 3 (NEG) IN	MOLEX 6 (1ST TERM CIRCUIT 49)	MOLEX 6 (1ST TERM CIRCUIT 54)	4.00	BLK	16
93	BATTERY (B+) LCM PIN J TO SPLICE M 12V POS	DELPHI (3)	2ND TERM CIRCUIT 40	19.00	RED	18
94	GROUND LCM PIN N TO SPLICE L	DELPHI (3)	2ND TERM CIRCUIT 38	15.00	BLK	18

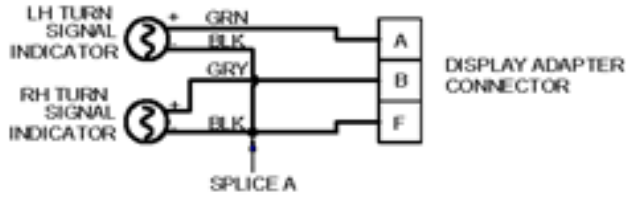
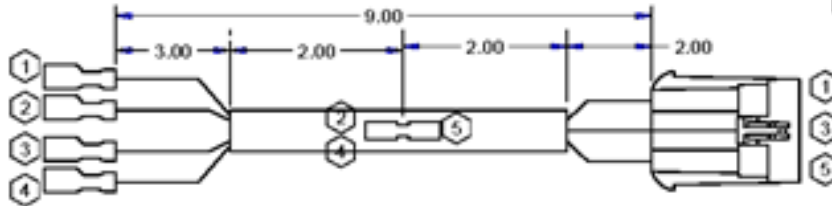
12V ACCESSORY HARNESS SCHEMATIC – P5 (Cont.)



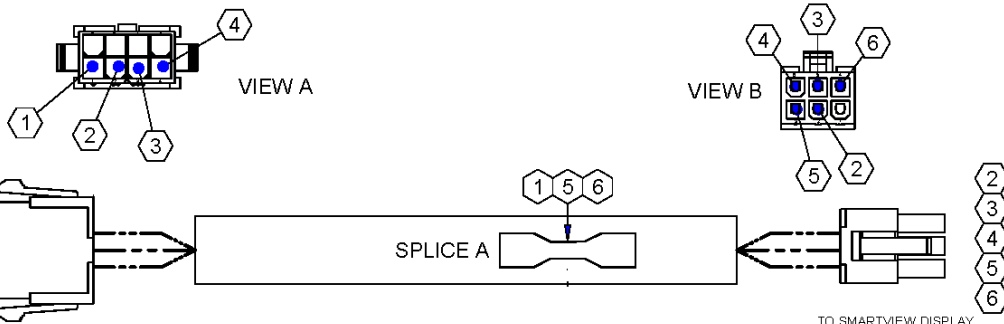
HARNESS, AC DISPLAY ADAPTER- P5

CLEARVIEW P/N 69524-13

ITEM	DESCRIPTION	CIRCUIT NO.	WIRE LENGTH*	WIRE COLOR	WIRE GAGE
1	LH TURN INDICATOR LIGHT (1) TO DISPLAY ADAPTER CONN PWB	1	9	GRN	18
2	LH TURN INDICATOR LIGHT (1) TO SPLICE A	2	5	BLK	18
3	RH TURN INDICATOR LIGHT (2) TO DISPLAY ADAPTER CONN PWB	3	9	GRY	18
4	RH TURN INDICATOR LIGHT (2) TO SPLICE A	4	5	BLK	18
5	SPLICE A TO DISPLAY ADAPTER CONN PWB	5	4	BLK	18



SMARTVIEW

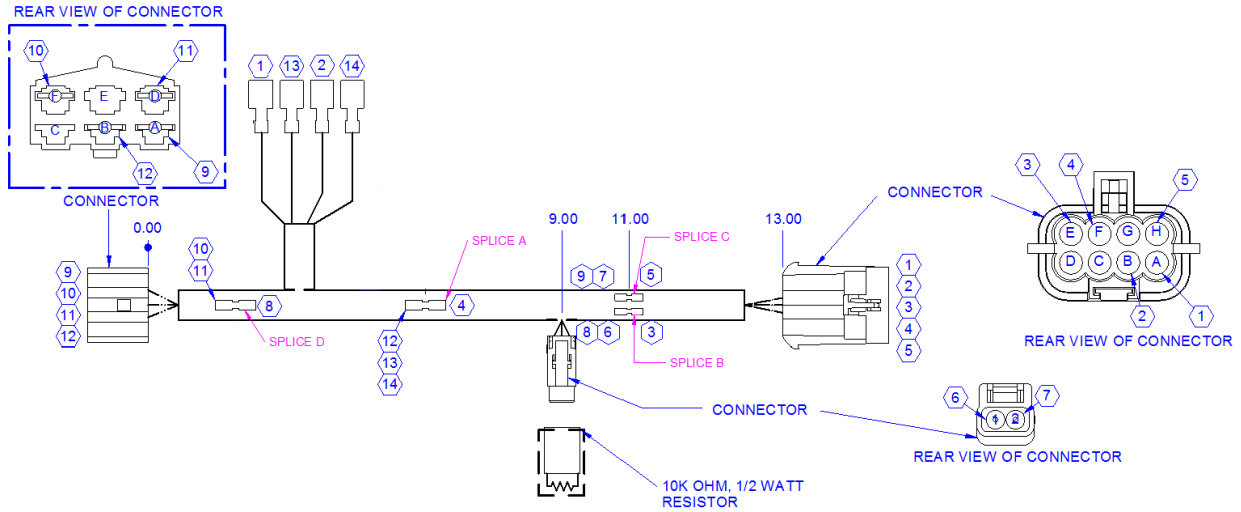


TO AC PWR HARNESS
(SEE VIEW A)

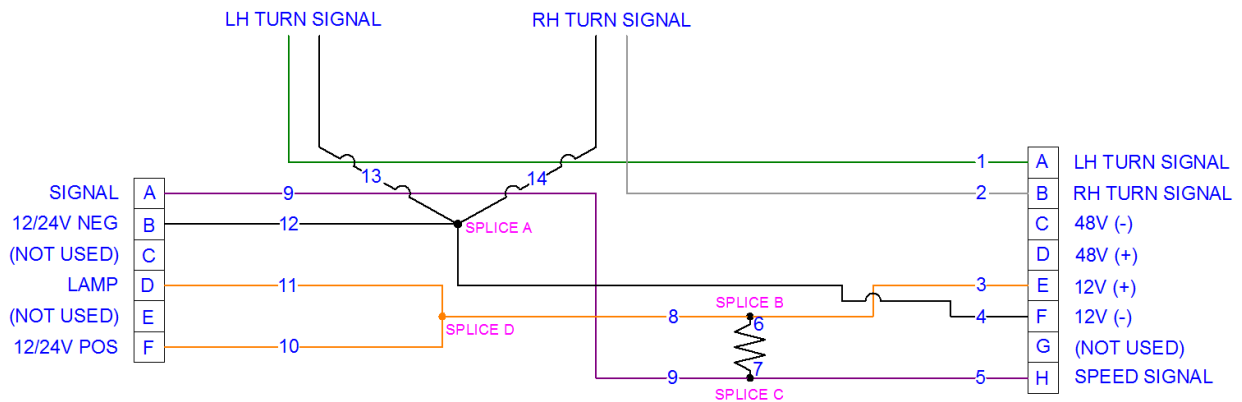
TO SMARTVIEW DISPLAY
(SEE VIEW B)

ITEM	DESCRIPTION	CIRCUIT NO.	FIRST TERMINAL	SECOND TERMINAL	WIRE LENGTH*	WIRE COLOR	WIRE GAGE
1	PIN 1 PWR HARNESS (24V) TO SPLICE A	1	MOLEX(1)	FIRST CIRCUIT SPLICE A	6	RED	18
2	PIN 2 PWR HARNESS (B+) TO PIN 2 DISPLAY	2	MOLEX(1)	MOLEX(2)	8	BLK	18
3	PIN 3 PWR HARNESS (CAN HIGH) TO PIN 3 DISPLAY	3	MOLEX(1)	MOLEX(2)	8	GRN	18
4	PIN 4 PWR HARNESS (CAN LOW) TO PIN 4 DISPLAY	4	MOLEX(1)	MOLEX(2)	8	BRWN	18
5	SPLICE A TO PIN 3 DISPLAY (BACK LIGHT)	5	2ND CIRCUIT SPLICE A	MOLEX(2)	3	RED	18
6	SPLICE A TO PIN 4 DISPLAY (24V)	6	3RD CIRCUIT SPLICE A	MOLEX(2)	3	RED	18

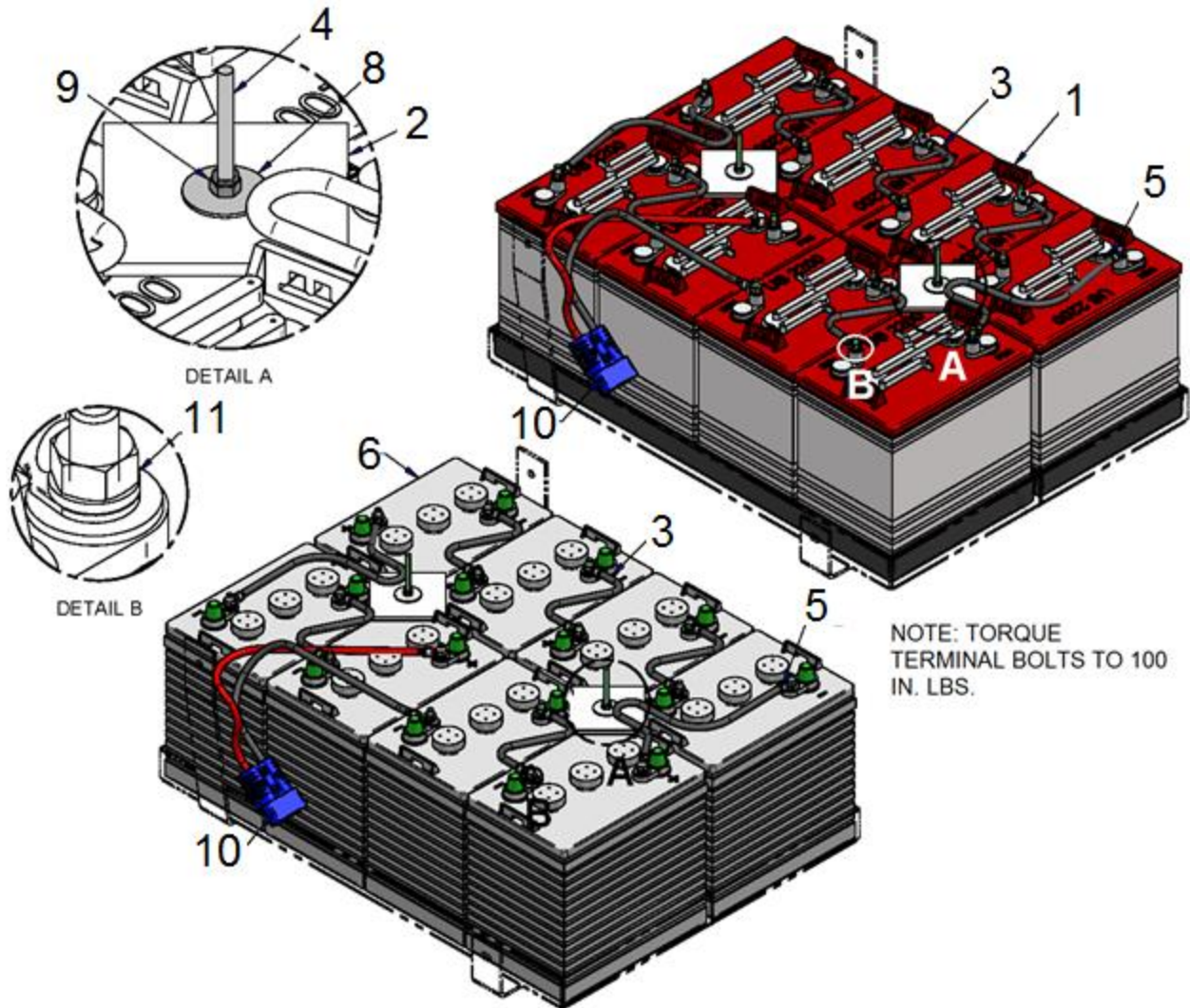
HARNESS, DC SPEEDOMETER ADAPTER- P5 P/N 69535-14



ITEM	DESCRIPTION	CIRCUIT NO.	WIRE LENGTH *	WIRE COLOR	WIRE GAGE
1	ADAPTER CONN PIN A TO LH TURN SIG POS	1	14	GRN	18
2	ADAPTER CONN PIN B TO RH TURN SIG POS	2	14	GRY	18
3	ADAPTER CONN PIN E TO SPLICE B	3	2	BLK	18
4	ADAPTER CONN PIN F TO SPLICE A	4	6	ORG	18
5	ADAPTER CONN PIN H TO SPLICE C	5	2	VIO	18
6	SPLICE B TO PULL UP RESISTOR CONN. PIN 1	6	3	VIO	18
7	SPLICE C TO PULL UP RESISTOR CONN. PIN 2	7	3	ORG	18
8	SPLICE B TO SPLICE D	8	8	ORG	18
9	SPLICE C TO SPEEDO CONN PIN A	9	11	VIO	18
10	SPLICE D TO SPEEDO CONN PIN F	10	3	ORG	18
11	SPLICE D TO SPEEDO CONN PIN D	11	3	ORG	18
12	SPLICE A TO SPEEDO CONN PIN B	12	7	BLK	18
13	SPLICE A TO LH TURN SIGNAL NEG	13	8	BLK	18
14	SPLICE A TO RH TURN SIGNAL NEG	14	8	BLK	18



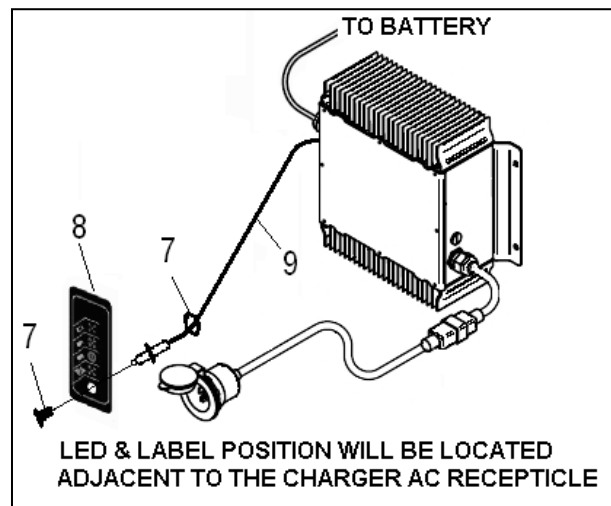
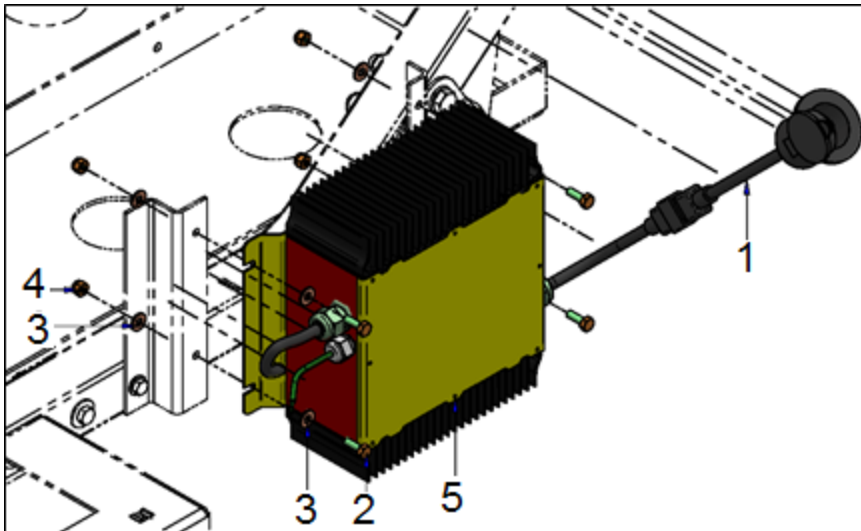
BATTERY – P5



ITEM	CPC P/N	DESCRIPTION	QTY	SEATS P/N
1	66014-03	BATTERY, 6V, DEEP CYCLE, (US-2200)	8	719229
2	66363-14	PLATE, BATTERY HOLD DOWN	2	513002
3	70099-88	CABLE, 4GA X 8.75", 5/16" TERM	5	709004
4	66561-90A	ROD, BATTERY HOLD DOWN	2	709059
5	70351-88	CABLE, 4GA X 16.75", 5/16 TERM	2	709600
6	66200-10	BATTERY, 6 VDC, AGM, SEALED	8	760586
6A*	66005-03	BATTERY, 6V, DEEP CYCLE, (US-145)	8	719231
7*	10043	CABLE TIE, BLACK, .18 X 11 - 3/4, STD, 50LB	5	719504
8	6256	WASHER FLT STAINLESS .28X1.375X.06	2	719786
9	7680	NUT 1/4-20 NE 316 STAINLESS NYLON	2	719876
10	70083-13	CONTROLLER CONNECTOR ASSEMBLY	1	760845
11	6085	WASHER, 5/16 LOCK	16	781621
-	N/A	48V AGM BATTERIES (Includes Items 2 – 6, 7 - 11)	1	192513A
-	N/A	48V US 2200 BATTERIES (Includes Items 1 – 5, 7 – 11))	1	192511A
-	N/A	48V US145 BATTERIES (Includes Items 2 – 5, 6A, 7 – 11)	1	192512A

* NOT SHOWN

48V CHARGER, CORD & REMOTE LED – P5

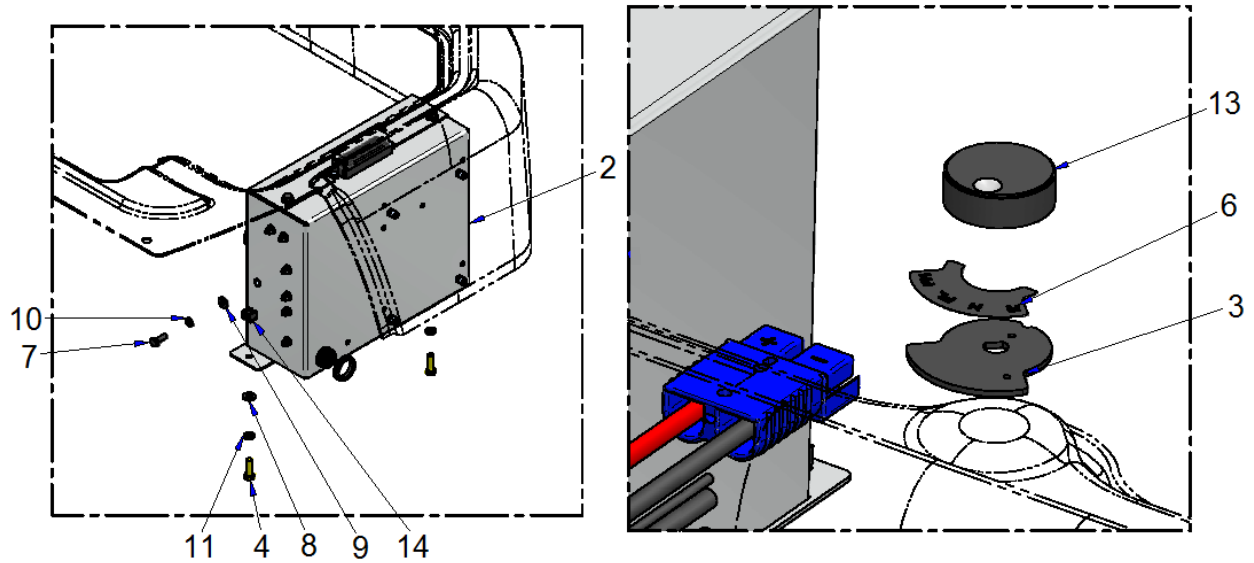


ITEM	CPC P/N	DESCRIPTION	QTY	SEATS P/N
1	70036-05	ASM, CHARGER CORD W/ RECEPTACLE (See note)	1	467405
2	3787-B	SCREW, 1/4-20X3/4, HHCS, G5, BLK150	4	719636
3	6703-B	WASHER, 1/4, SAE, F/W, BLK MAX	8	719811
4	7686	NUT, 1/4-20, NYLOCK, GA, YWZC	4	719879
5	66583-12	CHARGER, DELTA Q - 48V W/LED PROGRAMMED FOR US BATTERIES	1	760742
5A	66582-12	CHARGER, DELTA Q - 48V W/LED REPROGRAMMED FOR AGM BATTERIES	1	467839
6*	66100-10	EXTENSION CORD, 9' GFCI	1	760620
7	9951	CR-174 CLIP & RING	1	781989
8	66584-12	LED FRONT LABEL	1	760754
9	66029-12	CORD, LED REMOTE	1	760817

* NOT SHOWN

NOTE: Assembly composed of power plug receptacle (P/N 66034-02) & 6' charger cord (P/N 66493-03).

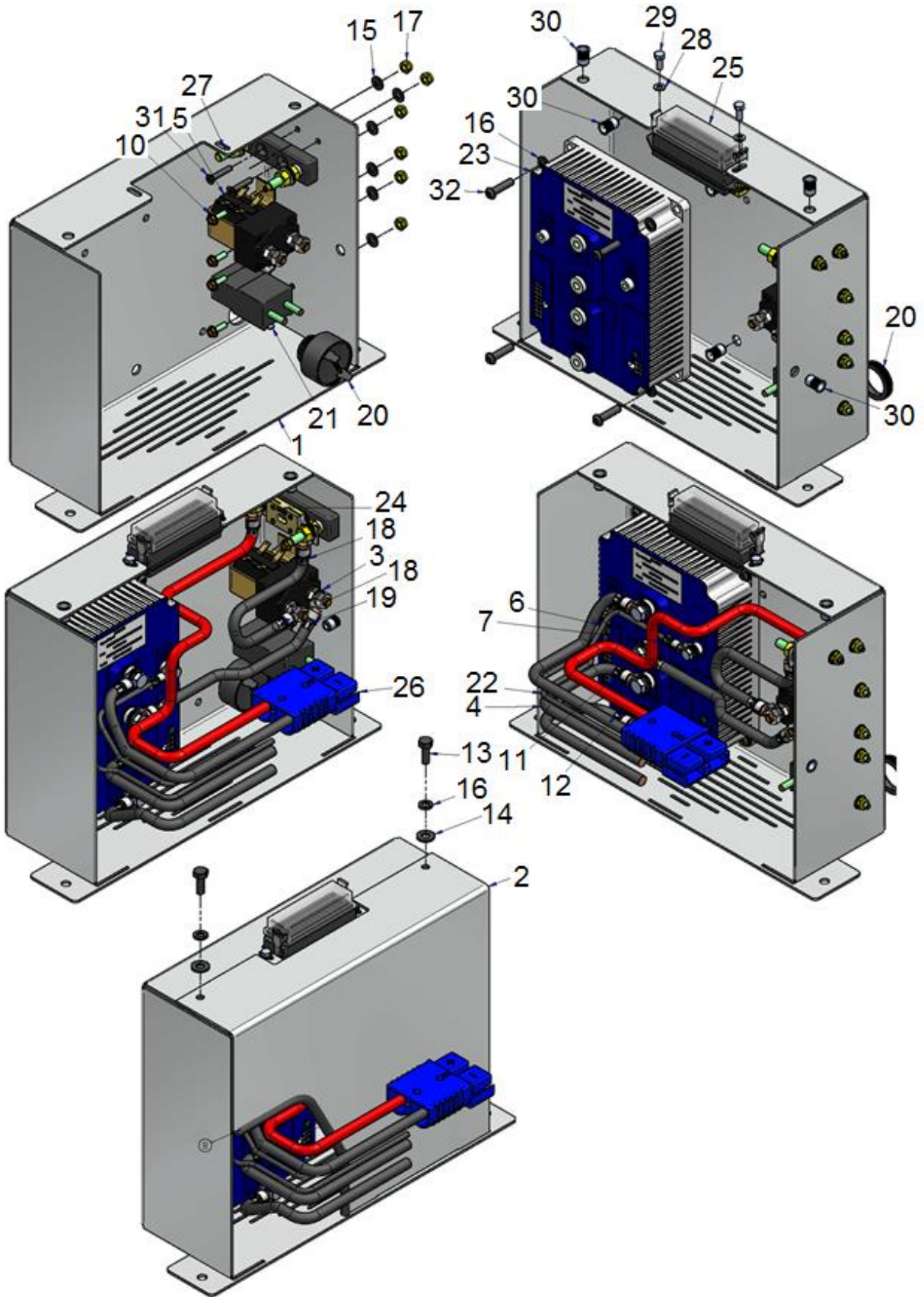
SEVCON DC POWER SYSTEM – P5



ITEM	CPC P/N	DESCRIPTION	QTY	SEATS P/N
1*	56910-10	ASSEMBLY, LOCK STEERING KEYSWITCH	1	467694
2	69520-13	ASSEMBLY, SEVCON DC CONTROLLER	1	467867
3	66364-14	DIRECTION KNOB BRACKET	1	515352
4	4017	SCREW, 5/16-18 X 1 HH CAP, GRD-8, YLW	2	708085
5*	74865-02	SINGLE DIODE ASSEMBLY	1	709598
6	53027-14	DECAL, DIRECTIONAL SWITCH	1	712278
7	3787-B	SCREW, 1/4-20X3/4, HHCS, G5, BLK150	1	719636
8	6702-B	WASHER, 5/16, SAE, F/W, BLK MAX	2	719810
9	6703-B	WASHER, 1/4, SAE, F/W, BLK MAX	1	719811
10	7036-B	WASHER LOCK 1/4 REGULAR BLK ZINC	1	719834
11*	7041-B	WASHER, 5/16, REG-SPRG LOCK, BLK MAX	2	719838
12	69522-13	SWITCH, DIRECTIONAL	1	760833
13	69523-13	KNOB, DIRECTIONAL SWITCH	1	760888
14	7540	NUT, 5/16-18, CAGE, TRIBLK	2	782044
-	N/A	DC POWER SYSTEM (Includes above)	1	192508A

* NOT SHOWN

DC CONTROLLER ASSEMBLY – P5

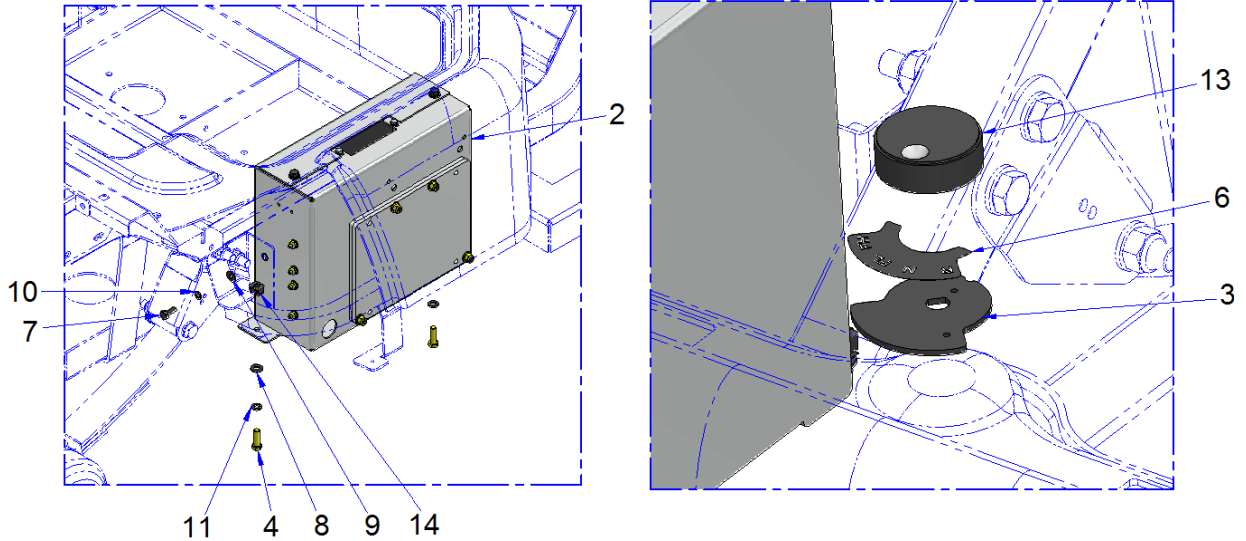


DC CONTROLLER ASSEMBLY – P5 (Cont.)

ITEM	CPC P/N	DESCRIPTION	QTY	SEATS P/N
1	69537-14	CONTROL BOX	1	311894
2	69536-14	COVER, CONTROL BOX	1	515560
3	70099-88	CABLE, 4GA X 8.75, 5/15' TERM	2	709004
4	70105-89	CABLE, 4GA X 61.50", 5/16" TERM	2	709411
5	71466-02	CONTACTOR, SINGLE - 48V COIL	1	709590
6	32973-04	WIRE MARKER, F1 BRADY	2	719330
7	32972-04	WIRE MARKER, F2 BRADY	2	719331
8	29284-04	MOLDING, BLACK	2	719355
9*	10043	CABLE TIE, BLACK, .18 X 11 - 3/4, STD, 50LB	1	719504
10	2685-W	SCREW, 10-24 X 5/8 HWH TRD ROL	4	719586
11	32970-67	WIRE MARKER, A1 BRADY	2	719600
12	32971-67	WIRE MARKER, A2 BRADY	2	719601
13	3787-B	SCREW, 1/4-20X23/5 HHCS, G5	2	719636
14	6703-B	WASHER, 1/4, SAE, F/W, BLK MAX	4	719811
15	6716	WASHER, #10, SAE, F/W, BLK MAX	6	719812
16	7036-B	WASHER 1/4 LOCK	6	719834
17	7624	NUT 10-24 GR A NM MACH NYLON LOCK	6	719870
18	71581-84	WIRE MARKER, POSITIVE	3	749180
19	71582-84	WIRE MARKER, NEGATIVE	1	749181
20	71408-96A	AUDIBLE ALARM - 12/48 VDC	1	759831
21	72431-08	CONT, SW60, 48V COIL	1	760008
22	71420-12	CABLE ASSY, 10GAX51.0, 1/4" TERMS	2	760221
23	47895-05A	CONTROL, SEVCON REGEN, B, HP, 24-48V	1	760576
24	72430-12	FUSE, ANN 300 AMP	1	760788
25	69521-13	48V POWER HARNESS, PARAGON, DC DRIVE	1	760835
26	70083-13	ASM, CONNECTOR CONTROLLER	1	760845
27	72474-13	HOLDER, FUSE ANN/ANL	1	760887
28	6055	M5 FLAT WASHER	2	781407
29	4024	M5X12MM HHCS	2	781413
30	19147-13	REVNUT, 1/4-20	7	781598
31	925	SCREW, #10-24X1 PFH	2	781603
32	4025	SCREW, 1/4-20X1 BSHCS	4	781999
-	69520-13	DC CONTROLLER (Includes above)	1	467867

* NOT SHOWN

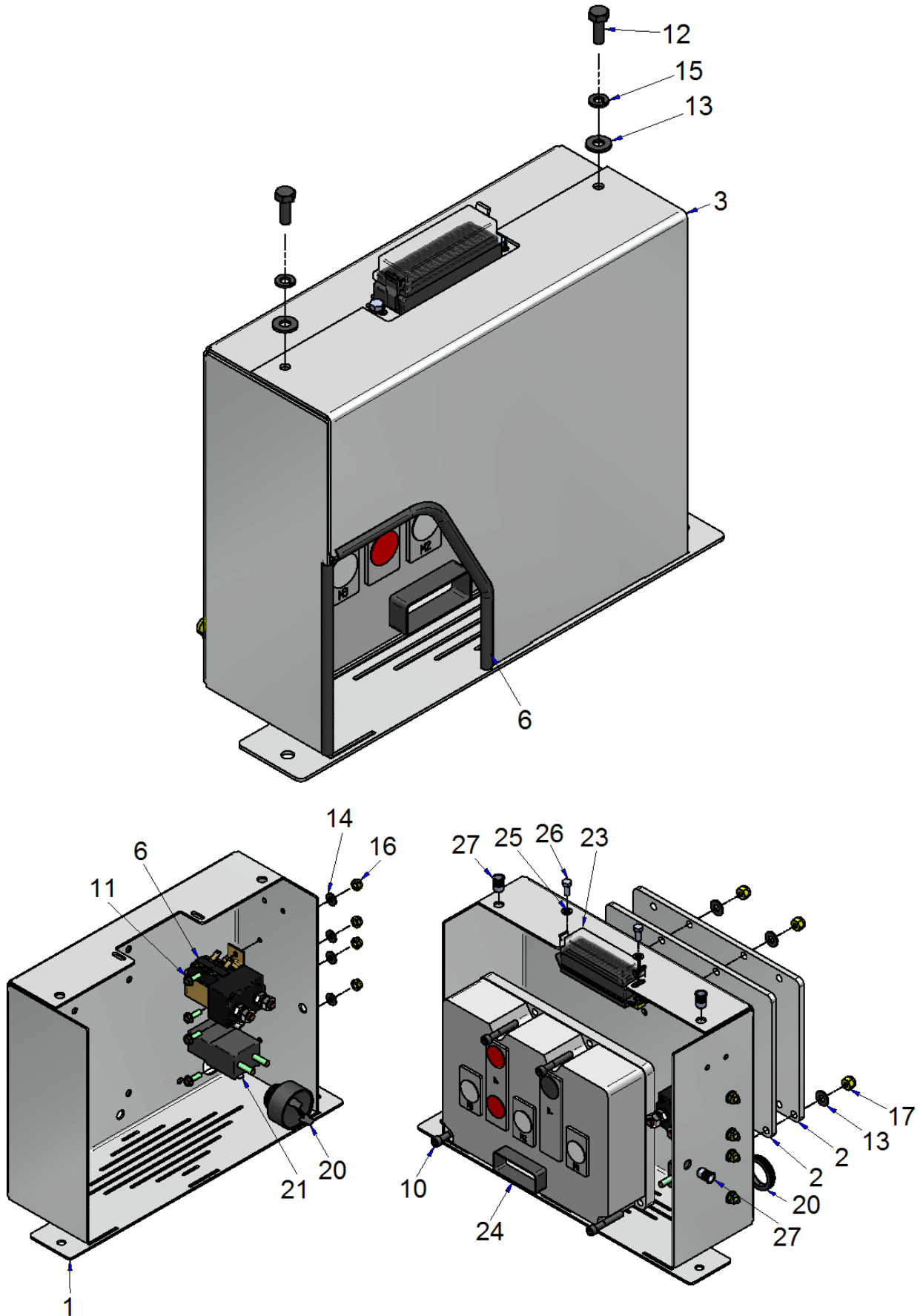
450A AC POWER SYSTEM– P5



ITEM	CPC P/N	DESCRIPTION	QTY	SEATS P/N
1*	56910-10	LOCK STEERING KEYSWITCH ASSEMBLY	1	467694
2	69917-14	SEVCON AC CONTROLLER ASSEMBLY	1	467985
3	66364-14	DIRECTIONAL KNOB BRACKET	1	515352
4	4017	SCREW, 5/16-18X1 HHC, NE, G5	2	708085
5*	74865-02	SINGLE DIODE ASSEMBLY	2	709598
6	53027-14	DECAL, DIRECTIONAL SWITCH	1	712278
7	3787-B	SCREW, 1/4-20X3/4 HHCS, G5	1	719636
8	6702-B	WASHER, 5/16, SAE, F/W	2	719810
9	6702-B	WASHER, 1/4, SAE, F/W, BLK MAX	1	719811
10	7036-B	WASHER, LOCK 1/4	1	719834
11	7041-B	WASHER 5/26. R-SPLIT	2	719838
12*	69522-13	SWITCH, DIRECTIONAL	1	760833
13	69523-13	KNOB, DIRECTION SWITCH	1	760888
14	7540	NUT, 5/16-18 CAGE TRIBLK	2	782044
-	N/A	450A AC POWER (Includes above)	1	192509A

* NOT SHOWN

450A AC CONTROL BOX ASSEMBLY – P5

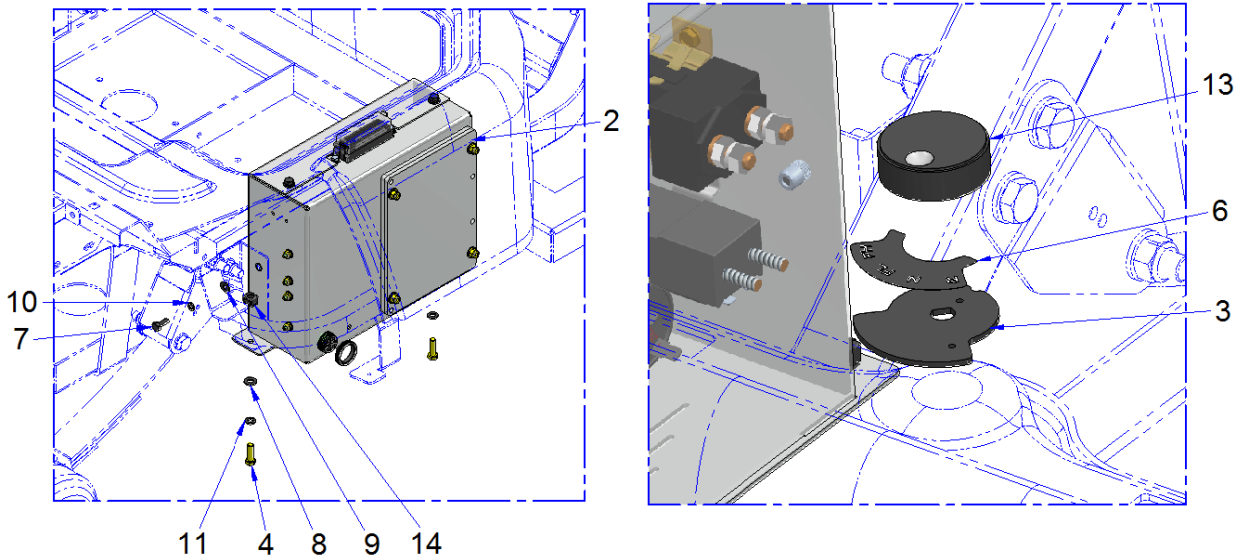


450A AC CONTROL BOX ASSEMBLY – P5 Cont.

ITEM	CPC P/N	DESCRIPTION	QTY	SEATS P/N
1	69537-14	CONTROL BOX	1	311894
2	69538-14	PLATE, HEAT SINK	2	515379
3	69536-14	COVER, CONTROL BOX	1	515560
4*	70099-88	CABLE, 4GA X 8.75 5/16 TERM	1	709004
5*	70105-89	CABLE, 4GA X 61.5 5/16 TERM	3	709411
6	71466-02	CONTACTOR, SINGLE - 48V COIL, SW80	1	709590
7	29284-04	MOLDING, BLACK	2	719355
8*	10011	CABLE TIE, BLACK 4 "	1	719502
9*	10043	CABLE TIE, BLACK, .18 X 11 -3/4, STD, 50LB	1	719504
10	2010-B	SCREW, 1/4-20X1-1/2, SHCS, BLK MAX	4	719545
11	2685-W	SCREW, 10-24 X 5/8 HWH TRD ROL	4	719586
12	3787-B	SCREW, 1/4-20X3/4, HHCS, G5, BLK150	2	719636
13	6702-B	WASHER, 1/4, SAE, F/W, BLK MAX	6	719811
14	6716	WASHER, #10, SAE, F/W, BLK MAX	4	719812
15	7036-B	WASHER LOCK 1/4 REGULAR BLK ZINC	2	719834
16	7624	NUT 10-24 GR A NM MACH NYLON LOCK	4	719870
17	7686	NUT, 1/4-20, NYLOCK, GA, YWZC	4	719879
18*	71581-84	WIRE MARKER, POSITIVE	3	749180
19*	71582-84	WIRE MARKER, NEGATIVE	1	749181
20	71408-96A	AUDIBLE ALARM -12/48 VDC	1	759831
21	72431-08	CONT, SW60, 48V COIL	1	760008
22*	70083-13	CONNECTOR CONTROLLER ASSEMBLY	1	760845
23	69530-13	WIRE HARNESS, 48V, AC DRIVE,	1	760896
24	69533-13	SEVCON CONTROL GEN4,	1	760956
25	6055	M5 FLAT WASHER	2	781407
26	4024	M5 X 12MM HHCS	2	781413
27	19147-13	RIVNUT, 1/4-20, ZC	3	781598
-	68817-14	450A AC CONTROL BOX ASSEMBLY (Includes above)	1	467985

* NOT SHOWN

275A AC POWER SYSTEM– P5

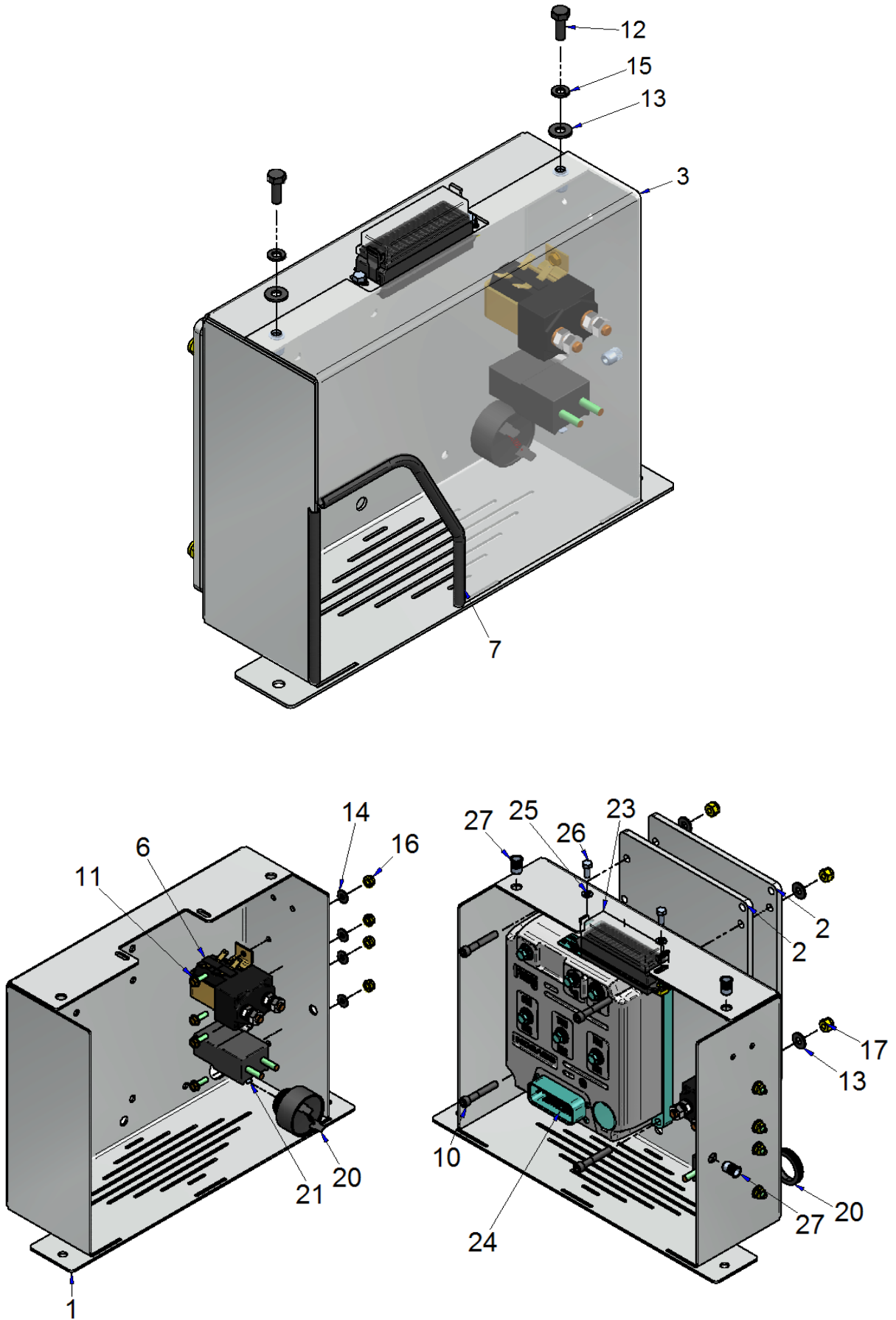


ITEM	CPC P/N	DESCRIPTION	QTY	SEATS P/N
1*	56910-10	LOCK STEERING KEYSWITCH ASSEMBLY	1	467694
2	**	SEVCON AC CONTROLLER ASSEMBLY 275A AC	1	468033
3	66364-14	DIRECTIONAL KNOB BRACKET	1	515352
4	4017	SCREW, 5/16-18X1 HHC, NE, G5	2	708085
5*	74865-02	SINGLE DIODE ASSEMBLY	2	709598
6	53027-14	DECAL, DIRECTIONAL SWITCH	1	712278
7	3787-B	SCREW, 1/4-20X3/4 HHCS, G5	1	719636
8	6702-B	WASHER, 5/16, SAE, F/W	2	719810
9	6702-B	WASHER, 1/4, SAE, F/W, BLK MAX	1	719811
10	7036-B	WASHER, LOCK 1/4	1	719834
11	7041-B	WASHER 5/26. R-SPLIT	2	719838
12*	69522-13	SWITCH, DIRECTIONAL	1	760833
13	69523-13	KNOB, DIRECTION SWITCH	1	760888
14	7540	NUT, 5/16-18 CAGE TRIBLK	2	782044
-	N/A	275A AC POWER (Includes above)	1	192887A

* NOT SHOWN

** SPECIAL ORDER

275A CONTROL BOX ASSEMBLY – P5



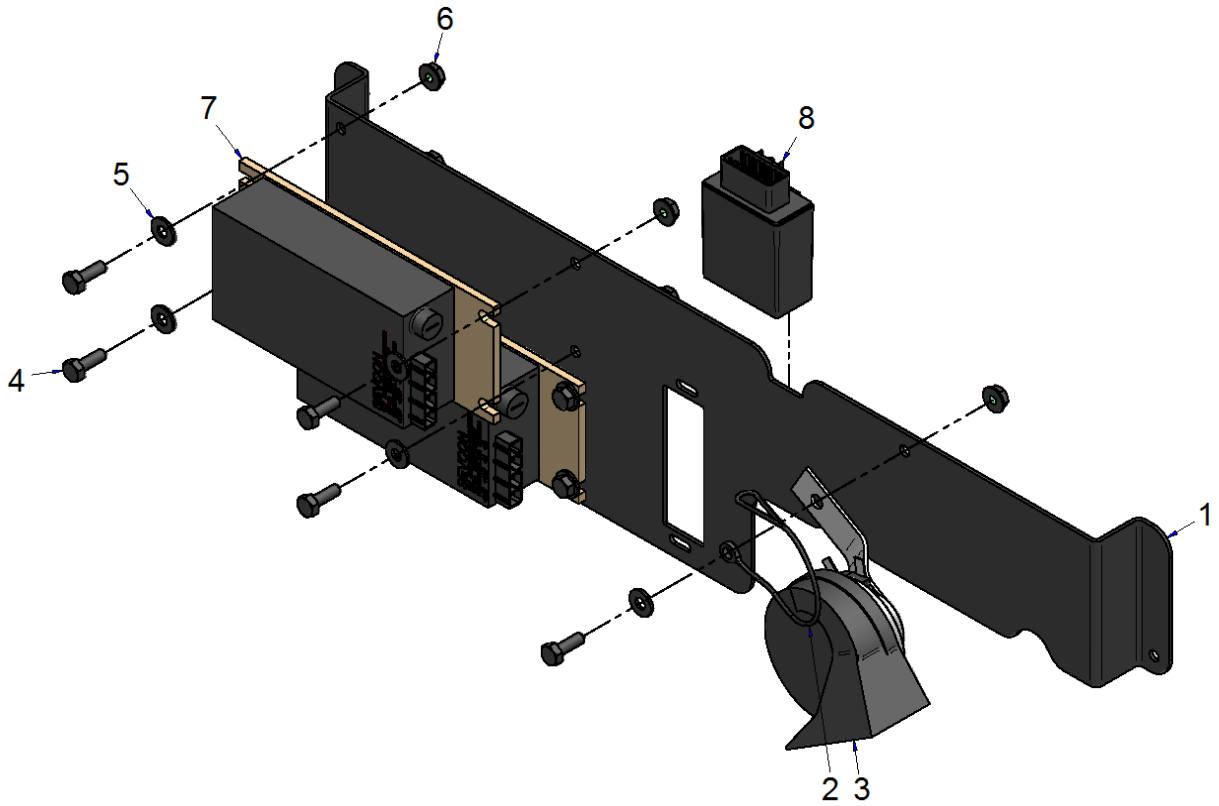
275A CONTROL BOX ASSEMBLY – P5 Cont.

ITEM	CPC P/N	DESCRIPTION	QTY	SEATS P/N
1	69537-14	CONTROL BOX	1	311894
2	69538-14	PLATE, HEAT SINK	2	515379
3	69536-14	COVER, CONTROL BOX	1	515560
4*	70099-88	CABLE, 4GA X 8.75 5/16 TERM	1	709004
5*	70105-89	CABLE, 4GA X 61.5 5/16 TERM	3	709411
6	71466-02	CONTACTOR, SINGLE - 48V COIL, SW80	1	709590
7	29284-04	MOLDING, BLACK	2	719355
8*	10011	CABLE TIE, BLACK 4 "	1	719502
9*	10043	CABLE TIE, BLACK, .18 X 11 -3/4, STD, 50LB	1	719504
10	2010-B	SCREW, 1/4-20X1-1/2, SHCS, BLK MAX	4	719545
11	2685-W	SCREW, 10-24 X 5/8 HWH TRD ROL	4	719586
12	3787-B	SCREW, 1/4-20X3/4, HHCS, G5, BLK150	2	719636
13	6702-B	WASHER, 1/4, SAE, F/W, BLK MAX	6	719811
14	6716	WASHER, #10, SAE, F/W, BLK MAX	4	719812
15	7036-B	WASHER LOCK 1/4 REGULAR BLK ZINC	2	719834
16	7624	NUT 10-24 GR A NM MACH NYLON LOCK	4	719870
17	7686	NUT, 1/4-20, NYLOCK, GA, YWZC	4	719879
18*	71581-84	WIRE MARKER, POSITIVE	3	749180
19*	71582-84	WIRE MARKER, NEGATIVE	1	749181
20	71408-96A	AUDIBLE ALARM -12/48 VDC	1	759831
21	72431-08	CONT, SW60, 48V COIL	1	760008
22*	70083-13	CONNECTOR CONTROLLER ASSEMBLY	1	760845
23	69530-13	WIRE HARNESS, 48V, AC DRIVE,	1	760896
24	**	SEVCON CONTROL GEN4, 275A	1	761153
25	6055	M5 FLAT WASHER	2	781407
26	4024	M5 X 12MM HHCS	2	781413
27	19147-13	RIVNUT, 1/4-20, ZC	3	781598
-	N/A	275A AC CONTROL BOX ASSEMBLY (Includes above)	1	468033

* NOT SHOWN

** SPECIAL ORDER

12V ACCESSORY PANEL – P5

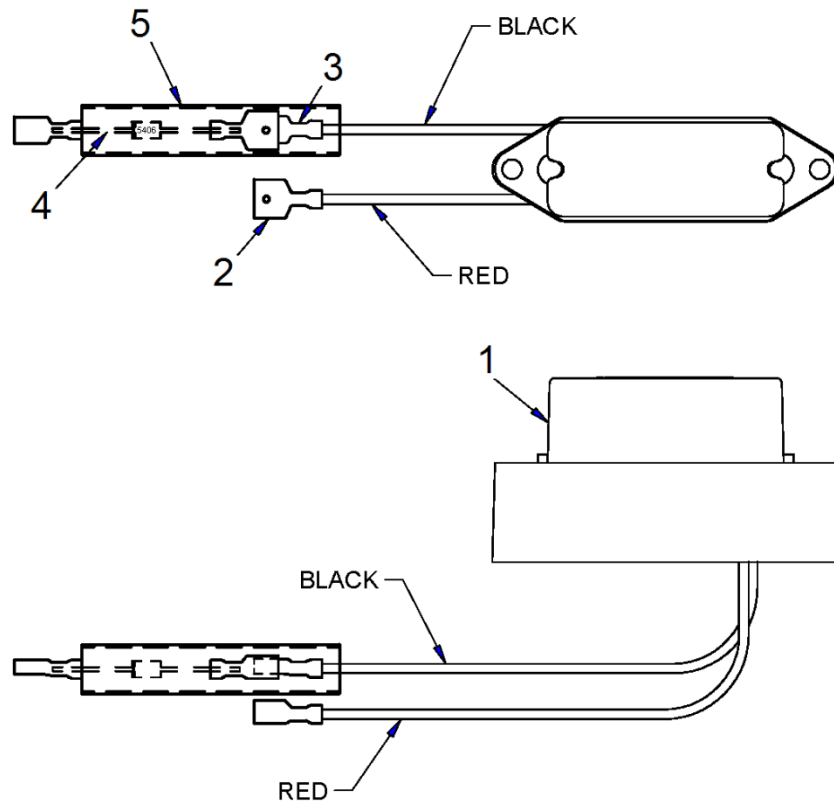


ITEM	CPC P/N	DESCRIPTION	QTY	SEATS P/N
1	*	ACCESSORY PANEL	1	515678
2	*	LANYARD, NYLON	1	708865
3	69001-76A	HORN, 12V (2 TERMINAL)	1	709089
4	3787-B	SCREW, 1/4-20X3/4, HHCS, G5, BLK150	5/9	719636
5	6703-B	WASHER, 1/4, SAE, F/W, BLK MAX	5/9	719811
6	7724-B	NUT 1/4-20 GR A SERRATED FLNG LOCK	5/9	719887
7	69642-05	DC/DC CONVERTER - 12V OUT/INP 36/48V	1/2	760378
8	69525-13	FLASHER, TURN/HZD/DRL/BRK	1	760829
9	69920-14	12V ACCESSORY PANEL DUAL (Includes Items 1 - 7)	1	467900
10**	*	12V ACCESSORY PANEL (Includes Items 1 – 7 except has only 1 Item 6, DC/DC Converter))	1	468802

* SPECIAL ORDER

** NOT SHOWN

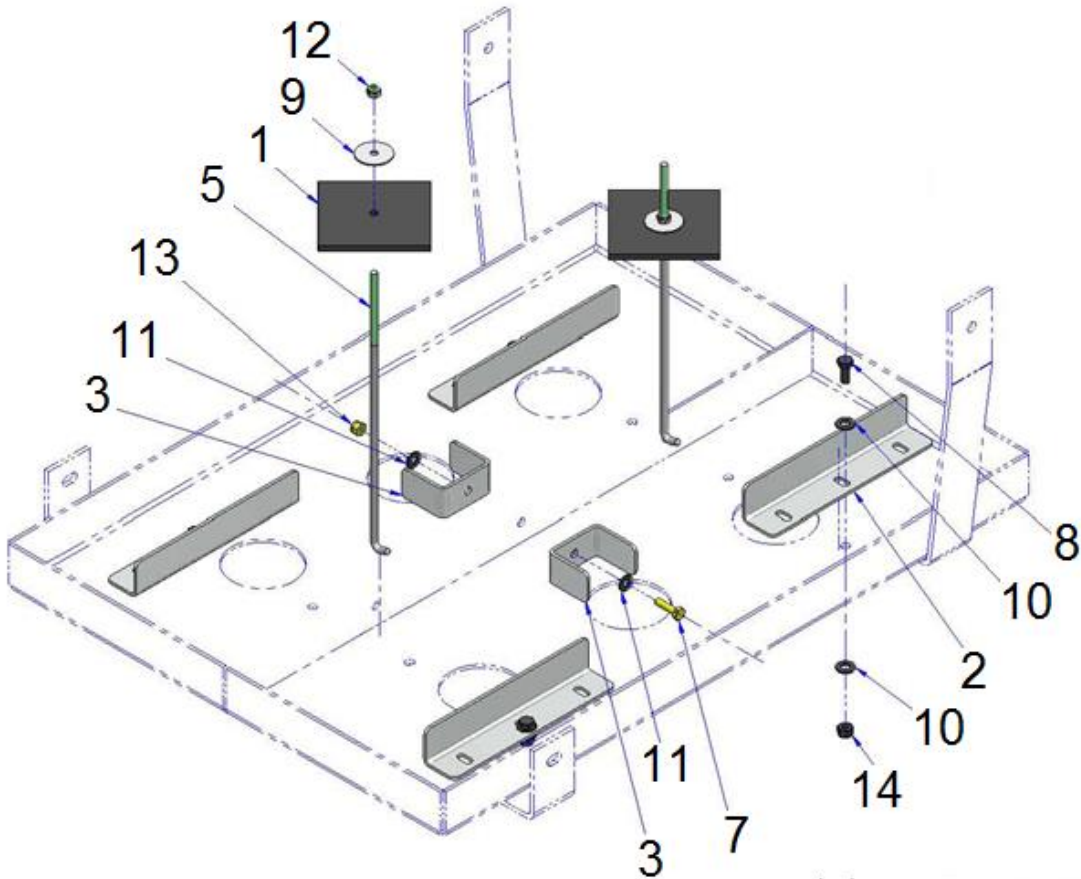
FLASHER MODULE ASSEMBLY 12 – 48V – P5



ITEM	CPC P/N	DESCRIPTION	QTY	SEATS P/N
1	*	FLASHER, ELECTRONIC, 12-48V DC 15 AMP	1	719254
2	9906	TERMINAL, 16/14 INS, 1/4 MALE TAB	1	719973
3	9907	TERMINAL, 16/14 INS, 1/4 FEMALE TAB	1	709295
4	74865-02	SINGLE DIODE ASSEMBLY	1	709598
5	*	LOOM	.27'	719381
-	N/A	FLASHER MODULE ASSEMBLY (Includes above)	1	467306

* SPECIAL ORDER

FOUR 12V BATTERY HARDWARE– P5

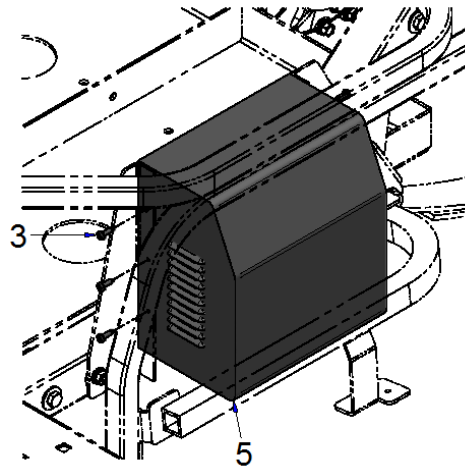


ITEM	CPC P/N	DESCRIPTION	QTY	SEATS P/N
1	66363-14	PLATE, BATTERY HOLD DOWN	2	513002
2	*	BRACKET, 8V HOLD DOWN	4	515617
3	*	BATTERY SPACER	2	516030
4**	70099-88	CABLE, 4GA X 8.75	1	709004
5	66561-90A	ROD, BATTERY HOLD DOWN	2	709059
6**	70351-88	CABLE , 4GA X 16.75	2	709600
7	2551-W	SCREW, 1/4-20 X 1, HHCS , G5, YWZC 150	1	719564
8	3987-BS	SCREW, 5/16-18 X 3/4 HHCS, GR 5	4	719642
9	6256	WASHER FL T STAINLESS .28X1 .375X.06	2	719786
10	6702-B	WASHER, 5/16 ,SAE, FN-I, BLK MAX	8	719810
11	6703-B	WASHER, 1/4, SAE, FN-I, BLK MAX	2	719811
12	7680	NUT 1/4-20 NE 316 STAINLESS NYLON	2	719876
13	7686	NUT, 1/4-20 , NYLOCK, GA , YWZC	1	719879
14	7739	NUT, 5/16-18, UN , NYLOK, NE, GA, BLKMAX	4	719892
15**	70083-13	ASSY, CONTROLLER CONNECTOR	1	760845
-	N/A	12V BATTERY HARDWARE (Includes above)	1	192795A

* SPECIAL ORDER

** NOT SHOWN

HIGH OUTPUT CHARGER – P5

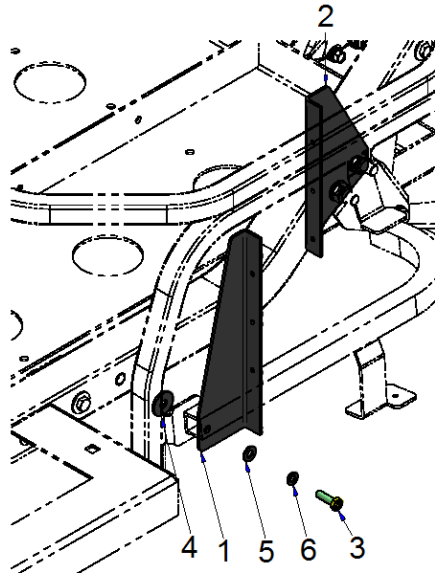


	CPC P/N	DESCRIPTION	QTY	SEATS P/N
1**	70036-05	CHARGER CORD W/RECEPTACLE	1	467405
2**	66619-14	CHARGER INTERLOCK HARNESS	1	468836
3	2531	SCREW, #10 X 5-8, PPH, TA, ZC	6	708389
4**	10043	CABLE TIE, BLACK, .18 X 11 - 3/4, STD, 50LB	5	719504
5	*	HIGH OUTPUT 48V CHARGER	1	761066
-	66220-14	KIT, HIGH OUTPUT CHARGER, PC (Includes above)	1	192698U

* SPECIAL ORDER

** NOT SHOWN

HIGH OUTPUT CHARGER BRACKETS – P5

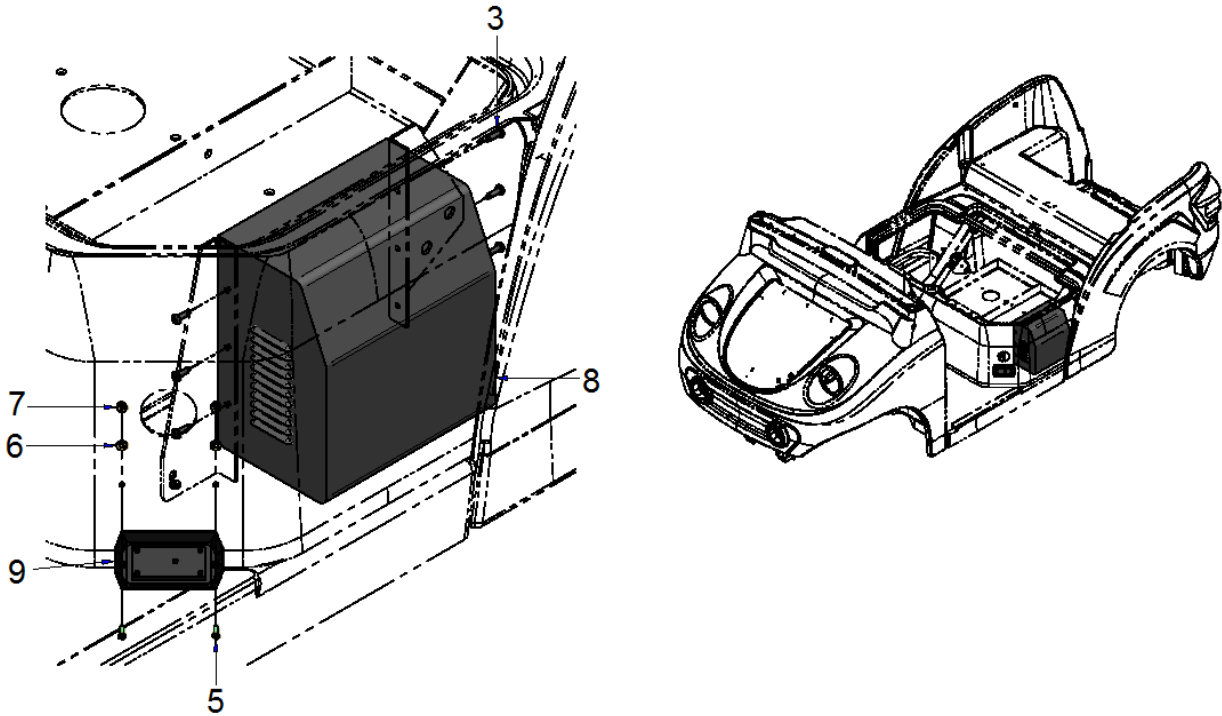


ITEM	CPC P/N	DESCRIPTION	QTY	SEATS P/N
1	*	PRO CHARGER BRACKET LH	1	515757
2	*	PRO CHARGER BRACKET RH	1	515758
3	4017	SCREW, 5/16-18X1 HHC G8	1	708085
4	6417-W	WASHER, FLT STL BLK ZNC .391 X 1.125	1	719797
5	6702-B	WASHER, 5/16 SAE	1	719810
6	7041-B	WASHER, 5/16 REG-SPRG LOCK	1	719838
-	69934-14	KIT, PRO CHARGER BRACKETS (Includes above)	1	192853U

* SPECIAL ORDER

** NOT SHOWN

PRO CHARGER 15A AND 18A – P5



	CPC P/N	DESCRIPTION	QTY	SEATS P/N
1**	70036-05	CHARGER CORD W/RECEPTACLE	1	467405
2**	66619-14	CHARGER INTERLOCK HARNESS	1	468836
3	2531	SCREW, #10 X 5-8, PPH, TA, ZC	6	708389
4**	10043	CABLE TIE, BLACK, .18 X 11 - 3/4, STD, 50LB	5	719504
5	2646	SCREW, #6-32X5/8 PPH	2	719581
6	6717	WASHER, FLT STL	2	719813
7	7592	NUT, 6-32 GR A NYLOK	1	719866
8	*	PRO CHARGER 18A	1	761176
8A	*	PRO CHARGER 15A	1	761177
9	*	CHARGER DISPLAY	1	761178
-	N/A	PRO CHARGER 18A (includes above w/o Item 8A)	1	192934A
-	N/A	PRO CHARGER 15A (includes above w/o Item 8)	1	192933A

* SPECIAL ORDER

** NOT SHOWN

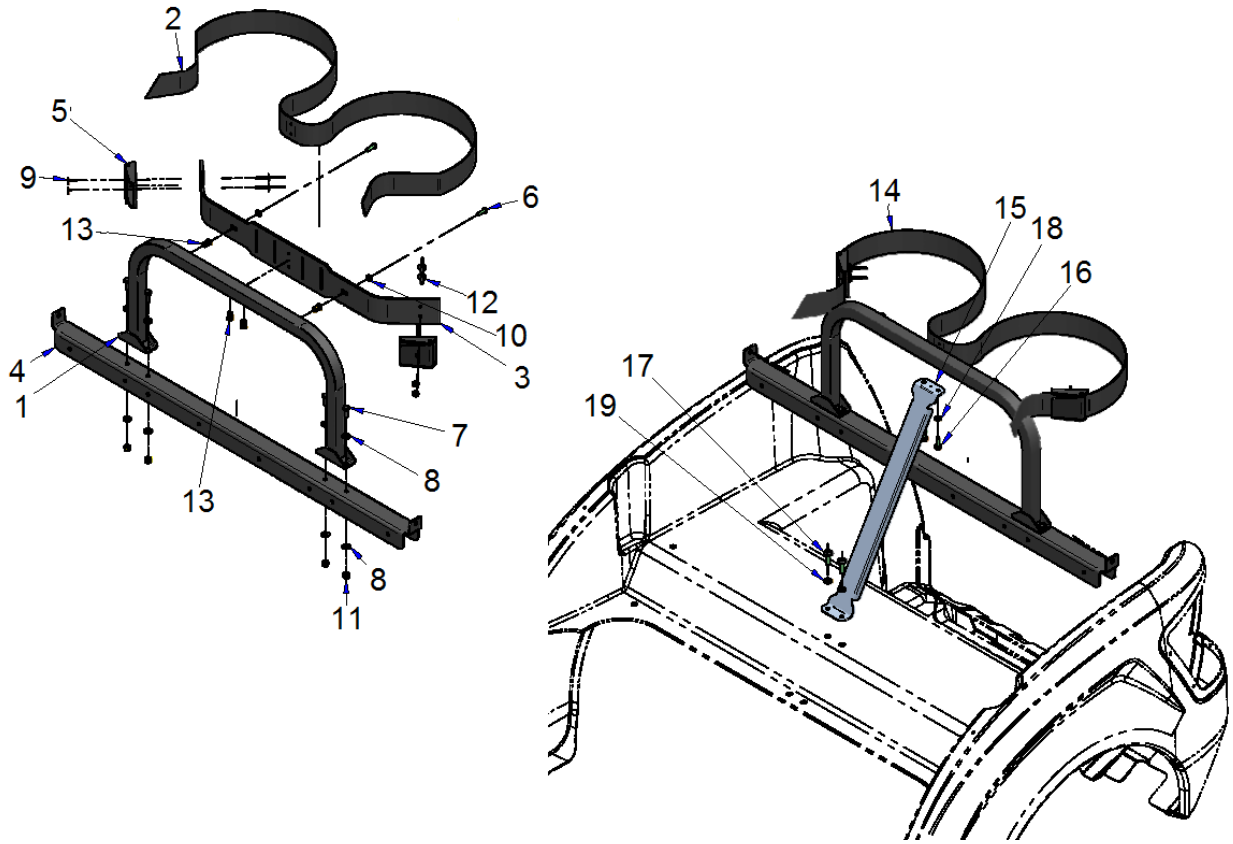


P5 Parts Manual

Section 6

Accessories

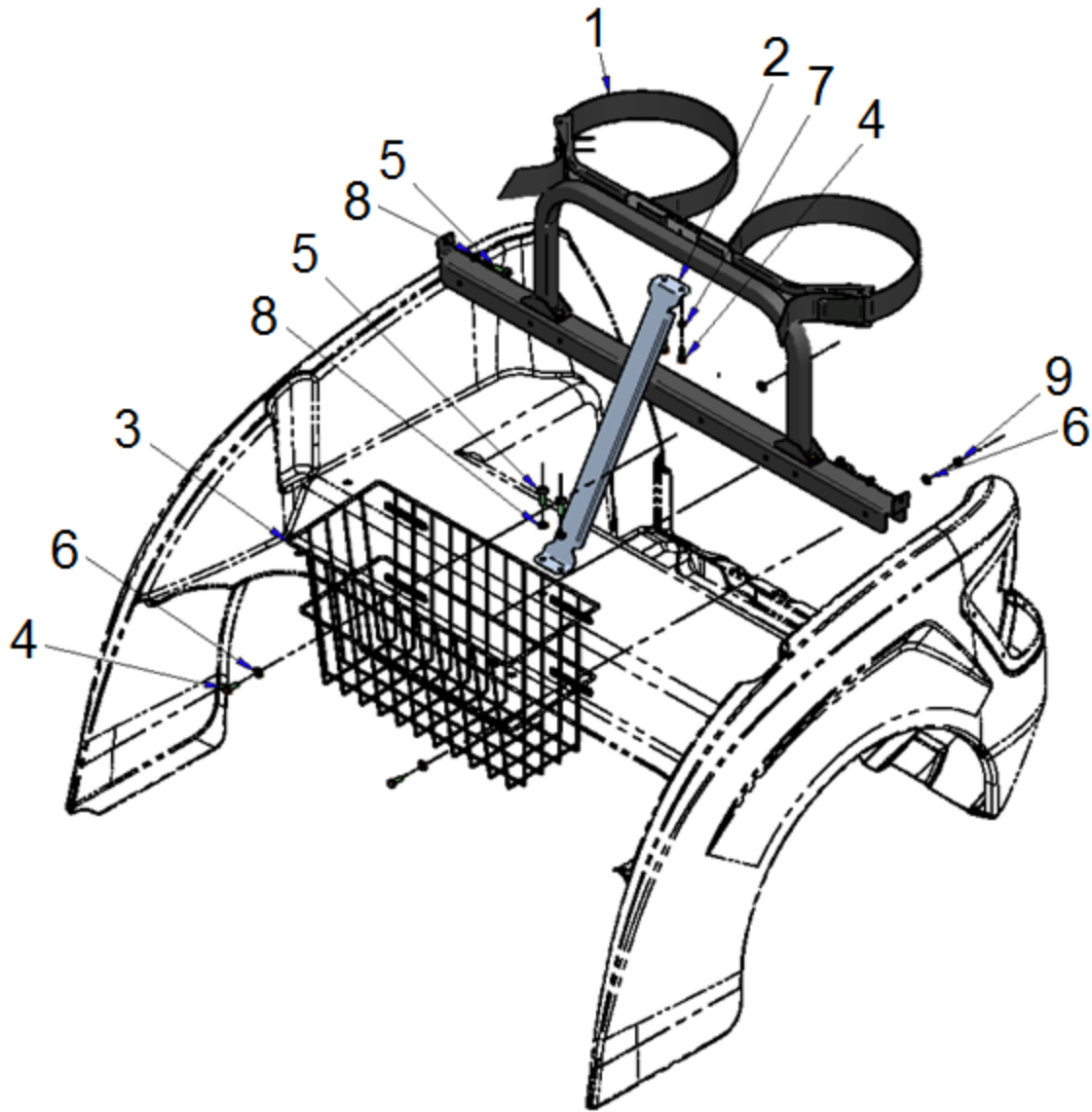
BAG RACK – P5



M	CPC P/N	DESCRIPTION	QTY	SEATS P/N
1	*	BAG RACK TUBE	1	311842
2	53473-03	STRAP, 2-BAG RACK	1	467127
3	90046-14	CRADLE BAG HOLDER	1	514930SL
4	*	BAG RACK CROSS SUPPORT	1	515436
5	53472-03	BUCKLE, BAG RACK	2	719292
6	1590	SCREW, 1/4-20 X 3/4 BHCS 18-8 SS	2	719374
7	3787-B	SCREW, 1/4-20X3/4,HHCS,G5,BLK150	4	719636
8	6703-B	WASHER,1/4,SAE,F/W,BLK MAX	8	719811
9	6716	WASHER,#10,SAE,F/W,BLK MAX	4	719812
10	7036-B	WASHER LOCK 1/4 REGULAR BLK ZINC	2	719834
11	7686	NUT, 1/4-20, NYLOCK, GA, YWZC	4	719879
12	8684-B	RIVET,#68X3/6,ABA,LF,BLK ANNODIZED	4	719946
13	19147-13	RIVNUT, 1/4-20, ZC	4	781598
14	*	ASSY, BAG RACK (Includes items 1 - 13)	1	467901
15	*	BAG RACK SUPPORT BRACE	1	515437
16	3787-B	SCREW, 1/4-20X3/4,HHCS,G5,BLK150	2	719636
17	5206-BS	SCREW,5/16-18X1,PPH,M/S,BLK MAX	2	719729
18	7036-B	WASHER LOCK 1/4 REGULAR BLK ZINC	2	719834
19	7041-B	WASHER,5/16,REG-SPRG LOCK,BLK MAX	2	719838
20	53308-14	KIT, BAG RACK ASSEMBLY (Includes Items 14 – 19)	1	192687U

* SPECIAL ORDER

BAG RACK WITH SWEATER BASKET(S) – P5

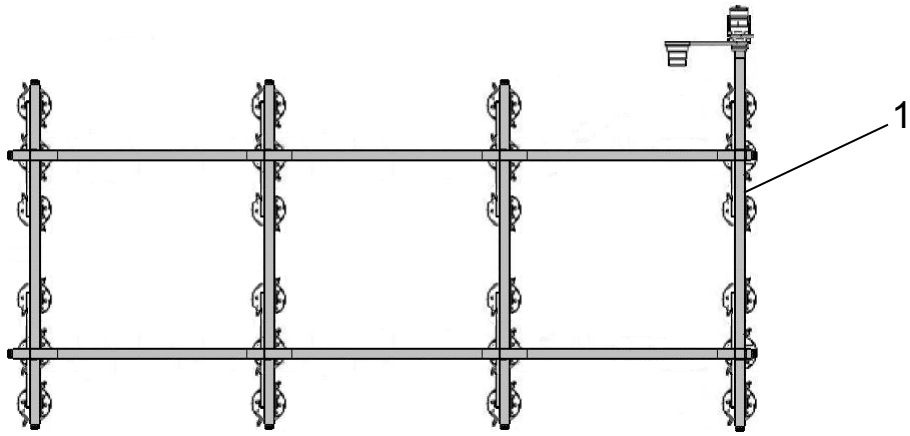


ITEM	CPC P/N	DESCRIPTION	QTY	SEATS P/N
1	*	BAG RACK ASSEMBLY	1	467901
2	*	BAG RACK SUPPORT BRACE	1	515437
3	92500-89B	SWEATER BASKET	1/2	709041
4	3787-B	SCREW, 1/4-20X3/4, HHCS, G5, BLK150	4/6	719636
5	5206-BS	SCREW, 5/16-18X1, PPH, M/S, BLK MAX	2	719729
6	6703-B	WASHER, 1/4, SAE, F/W, BLK MAX	4/8	719811
7	7036-B	WASHER LOCK 1/4 REGULAR BLK ZINC	2	719834
8	7041-B	WASHER, 5/16, REG-SPRG LOCK, BLK MAX	2	719838
9	7686	NUT, 1/4-20, NYLOCK, GA, YWZC	2/4	719879
10	90033-13	KIT, BAG RACK W/ 1 BASKET (Includes above Items)	1	192526U
11	*	KIT, BAG RACK W/ 2 BASKET (Includes above Items)	1	192688A

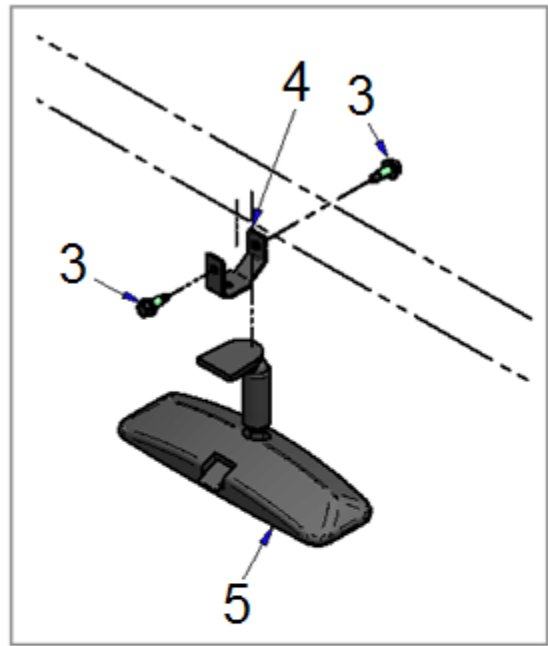
* SPECIAL ORDER

BATTERY WATERING SYSTEM – P5

ITEM	CPC P/N	DESCRIPTION	QTY	SEATS P/N
1	66210-07	WATERING ASSEMBLY	1	759857
2	66211-07	PUMP	1	759858
-	N/A	BATTERY WATERING SYSTEM	1	192514A



MIRRORS – P5

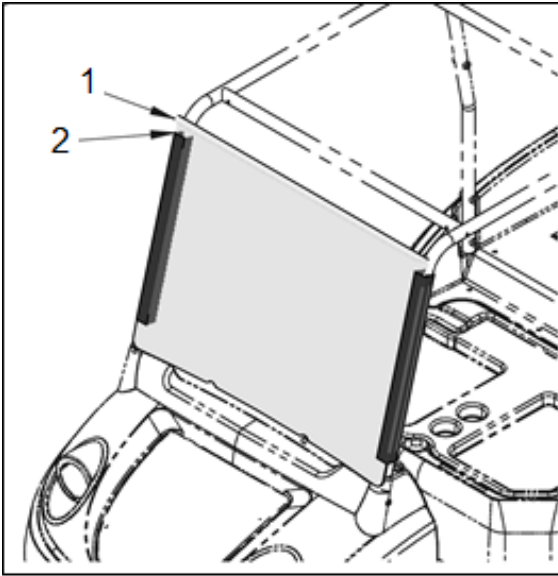


ITEM	CPC P/N	DESCRIPTION	QTY	SEATS P/N
1	91653-14	MIRROR, SIDE	2	761093
2*	4026	SCREW, #10-16X1.25 HWH	4	782233
3	2513	SCREW, 1/4-20X3/4 HWH T/S	2	760908
4	84183-13	BRACKET, REAR VIEW MIRROR	1	515546
5	84120-92	MIRROR, REAR VIEW	1	709837
6	2653-B	SCREW, 10-16X3/4 HWH, TEK	4	719583
7	84270-98	5 PANEL MIRROR	1	709408
8	50129-13	REAR VIEW MIRROR KIT (Includes Items 3 - 5)	1	192568U
9	91620-14	KIT, SIDE VIEW MIRROR SET (Includes Items 1 - 2)	1	192796U
-	N/A	5 PANEL MIRROR GROUP (Includes Items 6 & 7)	1	192565A

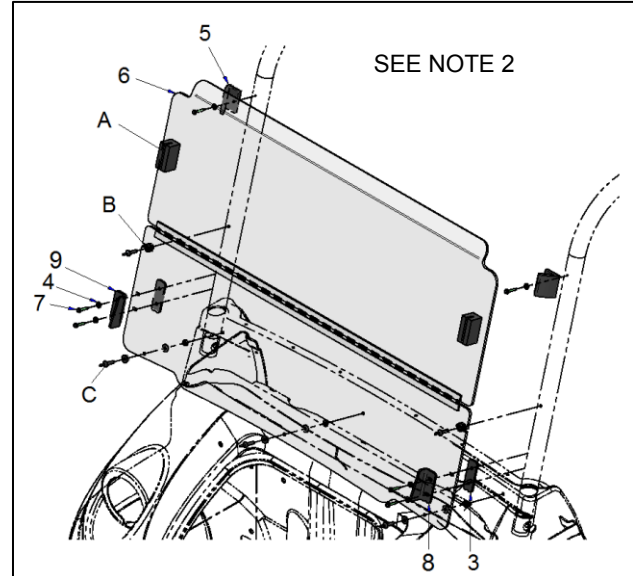
* NOT SHOWN

WINDSHIELDS – P5

FIXED



FOLDING



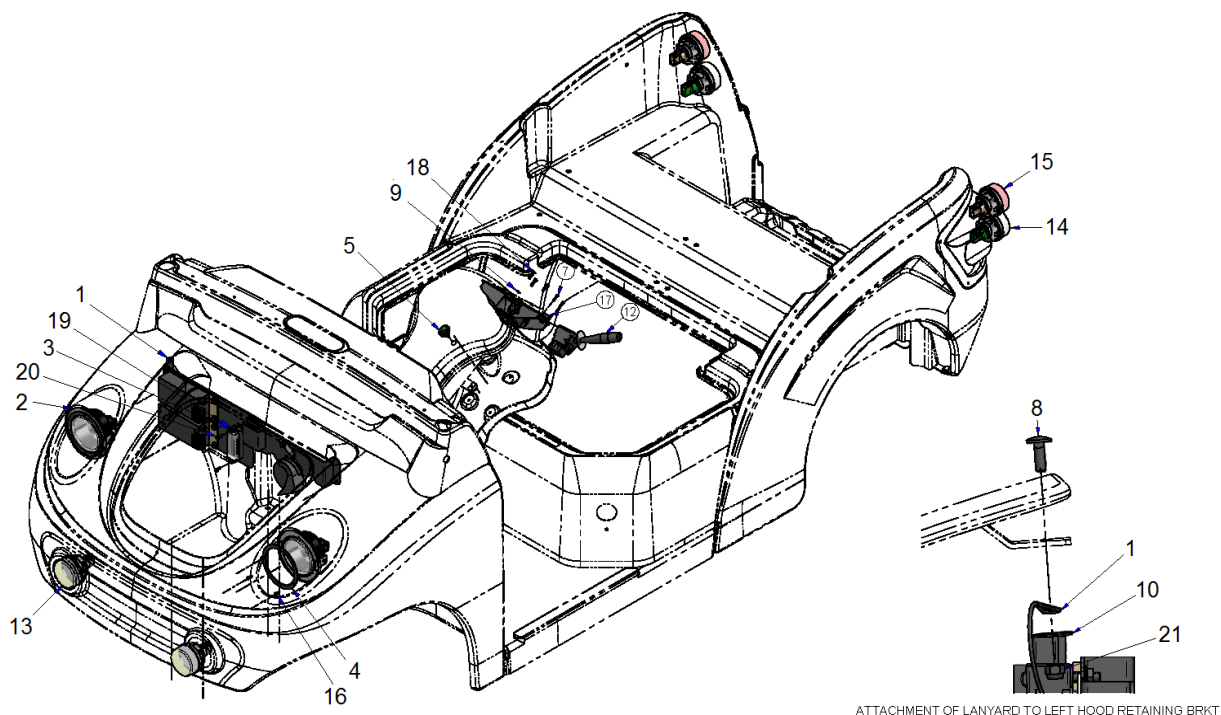
ITEM	CPC P/N	DESCRIPTION	QTY	SEATS P/N
1	58045-13	WINDSHIELD, FIXED, CLEAR, POLYCARBONATE (See Note 1)	1	760841
2	58046-13	WINDSHIELD EXTRUSION 24"	2	760886
3	*	SPACER	2	516043
4	6716	WASHER #10 SAE	6	719812
5	*	WINDSHIELD BRACKET	2	761098
6	58065-14	WINDSHIELD, FOLDING, CLEAR, ACRYLIC (See Note 1 and Note 2))	1	761099
7	4026	SCREW, #10-16X1.25 HWH	6	782233
8	*	RH BRACKET	1	516041
9	*	LH BRACKET	1	516042
10	58040-14	WINDSHIELD, FIXED, TINTED, POLYCARBONATE (See Note 1)	1	761025
11	58062-14	KIT, WINDSHIELD, FIXED ASSEMBLY (Includes Items 1 & 2, See Note 1)	1	192530U
12	58061-14	KIT, WINDSHIELD, FOLDING ASSEMBLY (See Note 1, includes Items 3 - 9)	1	192529U
13	58053-14	KIT, WINDSHIELD, FIXED, TINTED, POLYCARBONATE (Includes Item 2 & 10, See Note 1)	1	192657U

* SPECIAL ORDER

NOTE:

1. Items cannot be shipped UPS. Must ship via freight or local pick-up.
2. Items A, B & C are included with the folding windshield.

HEAD, TAIL, TURN & BRAKE LIGHT ASSEMBLIES – P5



ITEM	CPC P/N	DESCRIPTION	QTY	SEATS P/N
1	69920-14	ASSEMBLY, 12V ACCESSORY PANEL DUAL	1	467900
1A**	*	ASSEMBLY, 12V ACCESSORY PANEL SINGLE	1	468802
2	69921-14	ASSEMBLY, HIGH/LOW HEADLIGHT	2	467928
3	*	ASSEMBLY, 12V ACCESSORY HARNESS	1	468804
4	68003-14	HEADLIGHT TRIM BRACKET	2	515563
5	71511-87A	SWITCH, ROCKER, ILLUMINATED SPST	1	709412
6**	10043	CABLE TIE, .18X11 3/4	20	719504
7	2638	SCREW, #6X3/4, PPH, TAP	2	719577
8	3787-B	CARRIAGE BOLT, 1/4-20X 3/4 G5	1	719747
9	6912-B	WASHER #8 TYPE A, PLAIN	3	719817
10	7266	WASHER 1/4 X1 FENDER	1	719856
11	66556-07	RELAY, 12V, SPOT, 50 AMP	1	759854
12**	72762-08	SW - HD LIGHTS/HORN/TURN SIGNAL	1	760162
13	67701-13	LIGHT, FRONT TURN SIGNAL	2	760822
14	67702-13	LIGHT, REVERSE – CLEAR	2	760824
15	67703-13	LIGHT, STOP-TURN-TAIL	2	760831
16	1503	SCR, #10-16X1/2", PPH, SHT METAL, TYPEB	6	760890
17	69923-14	WIPER/LIGHT HOUSING - PLASTIC	1	760891
18	932	SCR, #10-24 X 3/4, PPH, M/S, YWZC	3	760931
19	6055	M5 FLAT WASHER	2	781407
2	4024	SCREW, M5-0.8X12MM HHCS	2	781413
21	*	NUT, 1/4-20 L/N NYLOK HEX GA	1	782016
-	N/A	LIGHTS & HORN, DUAL (Includes above w/Item 1)	1	192533A
-	N/A	LIGHTS & HORN, SINGLE (Includes above w/Item 1A)	1	192638A

* SPECIAL ORDER

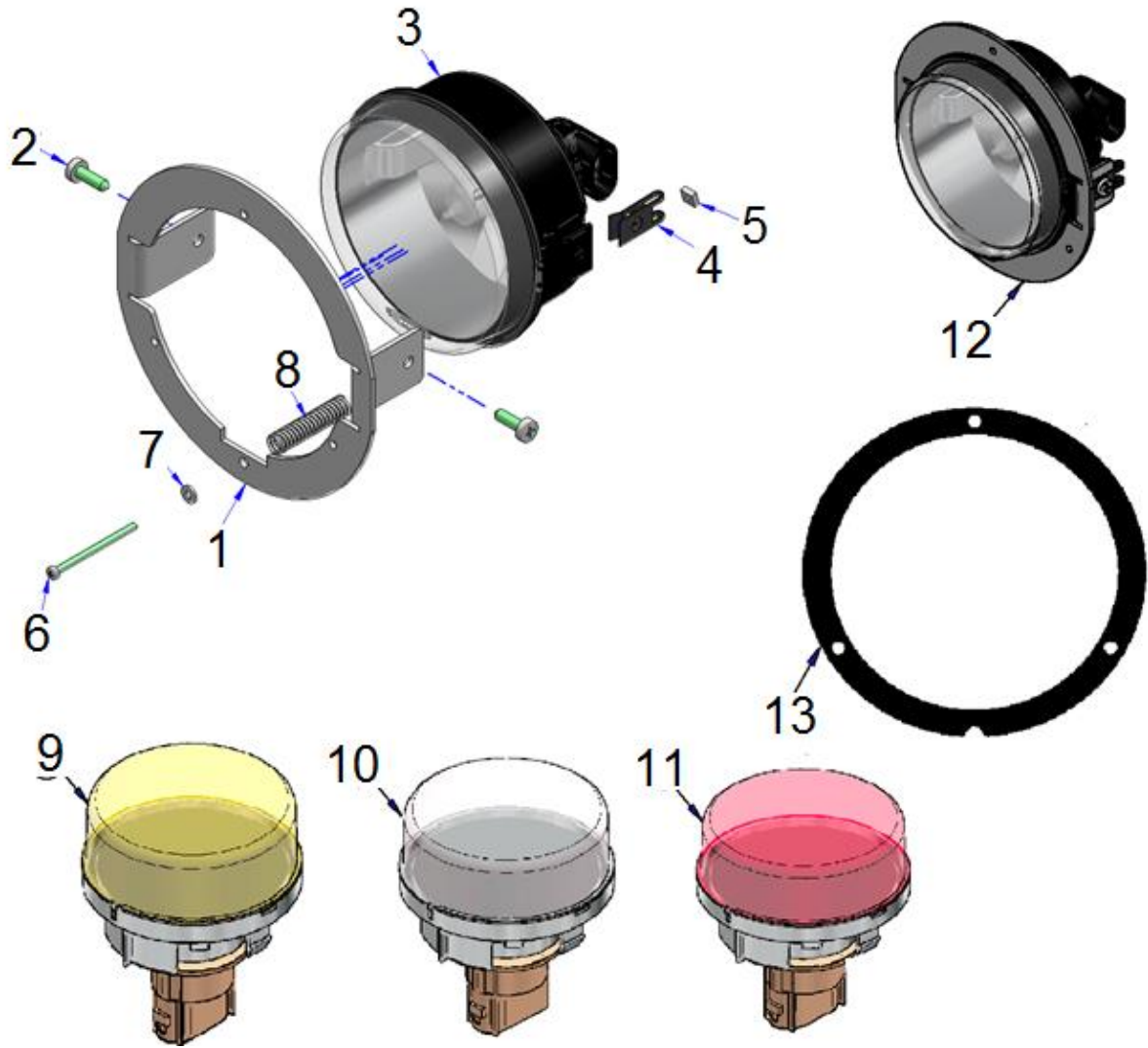
** NOT SHOWN

FLOOR MAT – P5



ITEM	CPC P/N	DESCRIPTION	QTY	SEATS P/N
1	51421-14	FLOOR MAT	1	761052

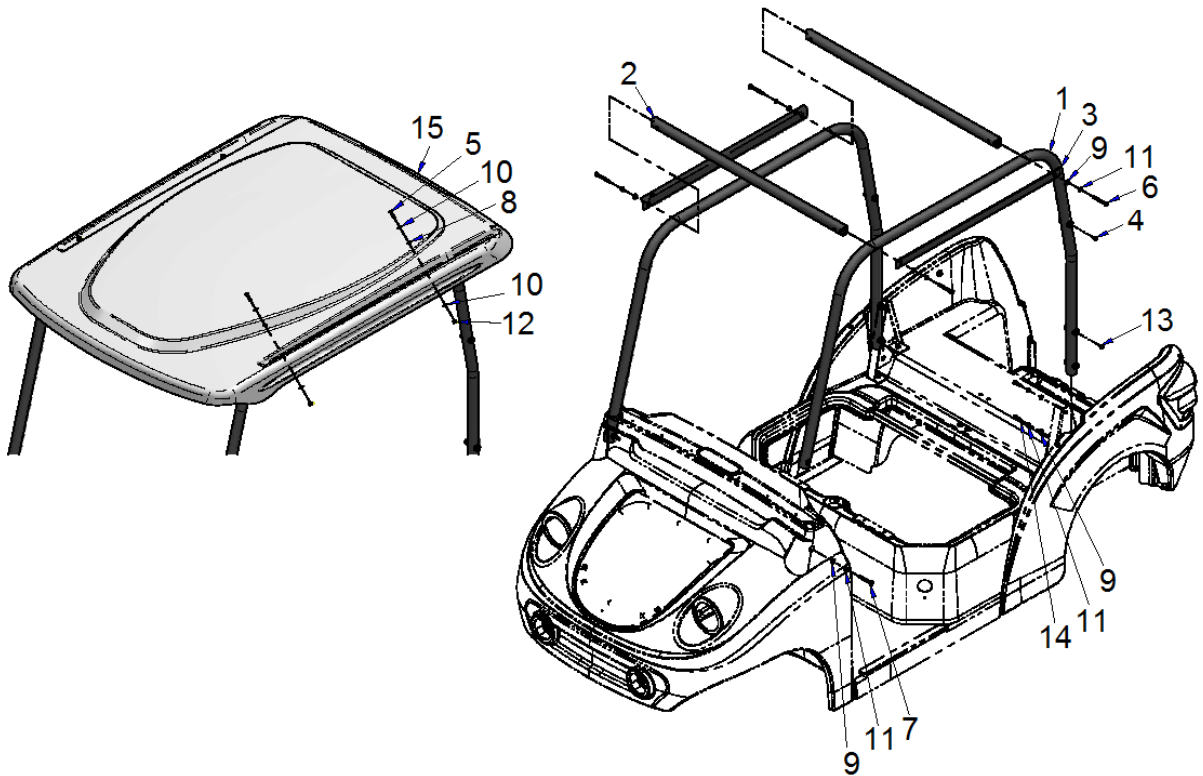
LIGHTS – P5



ITEM	CPC P/N	DESCRIPTION	QTY	SEATS P/N
1	68005-14	HEADLIGHT BRACKET	1	514923
2	2531	SCREW, #10 X 5-8, PPH, TA, ZC	2	719058
3	67800-10	HEADLIGHT - HIGH/LOW	1	760579
4	7531	NUT, #10 SPR U-NUT, PNL RNG .025-.150, CTR 9/16	2	760889
5	*	NUT, SQ, #4-40 S/S	1	781594
6	*	SCREW, #4-40X1 3/4 PPH, S/S	1	781595
7	6056	WASHER, FLAT, #4	1	781596
8	*	SPRING, COMP. .343 OD X .047 WIRE X 1.5 LONG	1	781597
9	67701-13	LIGHT, FRONT TURN SIGNAL (Uses Bulb 3157-12V incandescent).	1	760822
10	67702-13	LIGHT, REVERSE, CLEAR (Uses Bulb 3155-12V incandescent).	1	760824
11	67703-13	LIGHT, STOP, TURN, TAIL (Uses Bulb 3157-12V incandescent).	1	760831
12	69921-14	ASM, HIGH/LOW HEADLIGHT (Includes Item 1 – 8)	1	467928
13	68003-14	HEADLIGHT TRIM BRACKET	1	515563

* SPECIAL ORDER

SUNTOP 2 PASSENGER – P5

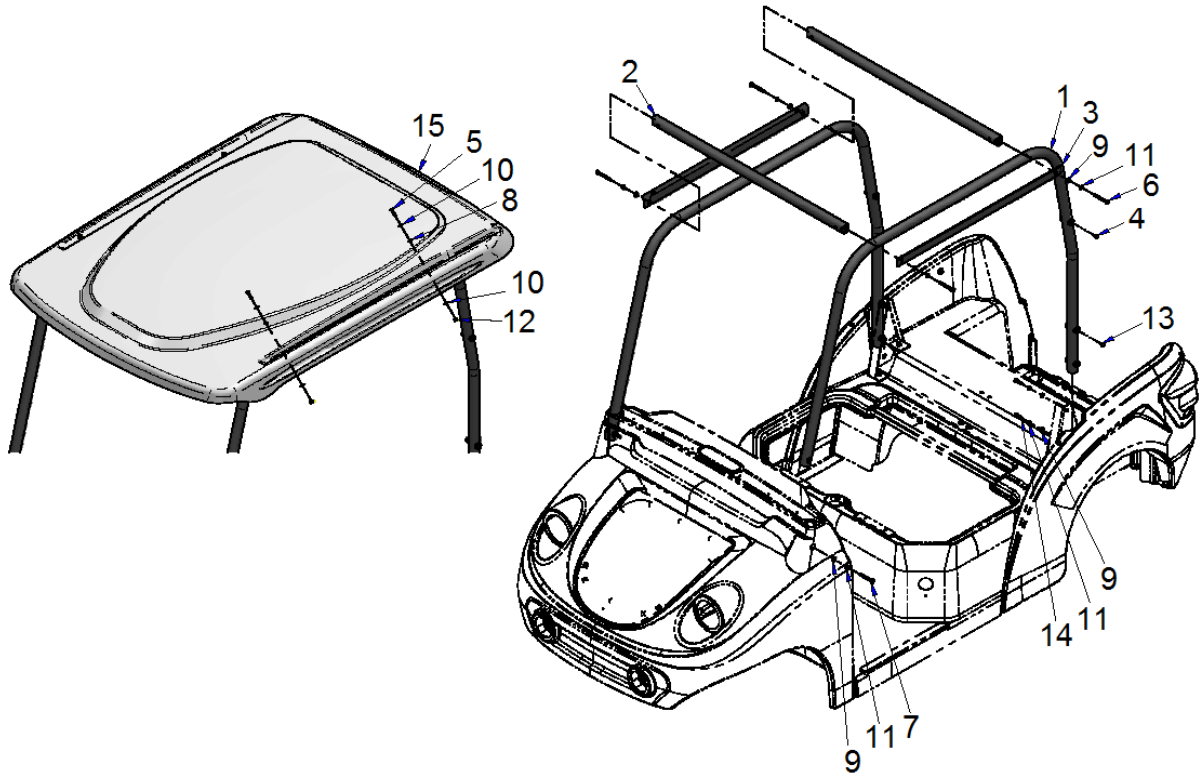


ITEM	CPC P/N	DESCRIPTION	QTY	SEATS P/N
1	89322-14	ROOF SUPPORT	2	311124
2	*	CROSS SUPPORT TUBE, ROOF	2	311125
3	89316-14	SUNTOP SUPPORT BRKT	2	515087
4	*	HOLE PLUG 3/8 BLACK	2	719363
5	2551-W	SCREW, 1/4-20 X 1, HHCS G5	4	719564
6	3412	SCREW, 5/16-18 X 2-1/2 HHCS, GRADE 8	4	719613
7	5208-B	SCREW, 5/16-18 X 2-1/2 PPH	2	719731
8	6261	RUBBER WASHER, .25 ID	4	719788
9	6702-B	WASHER, 5/16,SAE,F/W,BLK MAX	10	719810
10	6703-B	WASHER,1/4,SAE,F/W,BLK MAX	8	719811
11	7041-B	WASHER,5/16,REG-SPRG LOCK, BLK MAX	10	719838
12	7686	NUT, 1/4-20, NYLOCK, GA, YWZC	4	719879
13	8200	FASTENER, PUSHPNL	2	719926
14	4023	SCREW, 5/16-18X1 HHCS G5 TRIBLK	4	782037
15	89005-14	SUNTOP SHORT WHITE	1	760863
15A	89323-14	SUNTOP SHORT BLACK	1	761135
-	89003-13	SUNTOP, 2 PASSENGER ASSEMBLY (Includes above with white top) SEE NOTE	1	192527U
-	89320-14	SUNTOP, 2 PASSENGER ASSEMBLY (Includes above with black top) SEE NOTE	1	192832U

* SPECIAL ORDER

NOTE: Kits may require Suntop Brackets, P/N 89011-15

SUNTOP 2 PASSENGER W/REAR FACING SEAT – P5

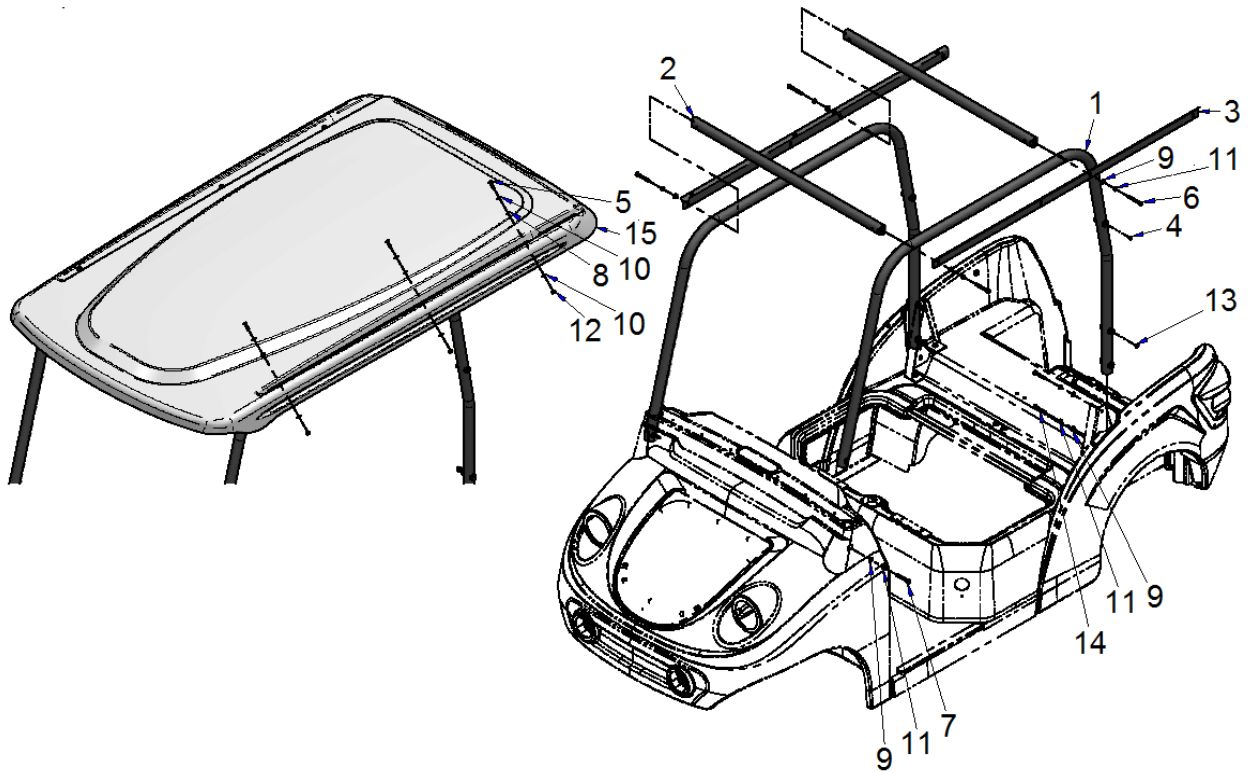


ITEM	CPC P/N	DESCRIPTION	QTY	SEATS P/N
1	89322-14	ROOF SUPPORT	2	311124
2	*	CROSS SUPPORT TUBE, ROOF	2	311125
3	89316-14	SUNTOP SUPPORT BRKT	2	515087
4	*	HOLE PLUG 3/8 BLACK	2	719363
5	2551-W	SCREW, 1/4-20 X 1, HHCS G5	4	719564
6	3412	SCREW, 5/16-18 X 2-1/2 HHCS, GRADE 8	4	719613
7	5208-B	SCREW, 5/16-18 X 2-1/2 PPH	2	719731
8	6261	RUBBER WASHER, .25 ID	4	719788
9	6702-B	WASHER, 5/16,SAE,F/W,BLK MAX	10	719810
10	6703-B	WASHER,1/4,SAE,F/W,BLK MAX	8	719811
11	7041-B	WASHER,5/16,REG-SPRG LOCK, BLK MAX	10	719838
12	7686	NUT, 1/4-20, NYLOCK, GA, YWZC	4	719879
13	8200	FASTENER, PUSHPNL	2	719926
14		SCREW, 5/16-18X1 HHCS G5 TRIBLK	4	782037
15	89005-14	SUNTOP SHORT WHITE	1	760863
15A	89323-14	SUNTOP SHORT BLACK	1	761135
-	89014-15	SUNTOP, 2 PASSENGER ASSEMBLY (Includes above with white top) SEE NOTE	1	192980U
-	89015-15	SUNTOP, 2 PASSENGER ASSEMBLY (Includes above with black top) SEE NOTE	1	192981U

* SPECIAL ORDER

NOTE: Kits may require Suntop Brackets, P/N 89011-15

SUNTOP 4 PASSENGER – P5

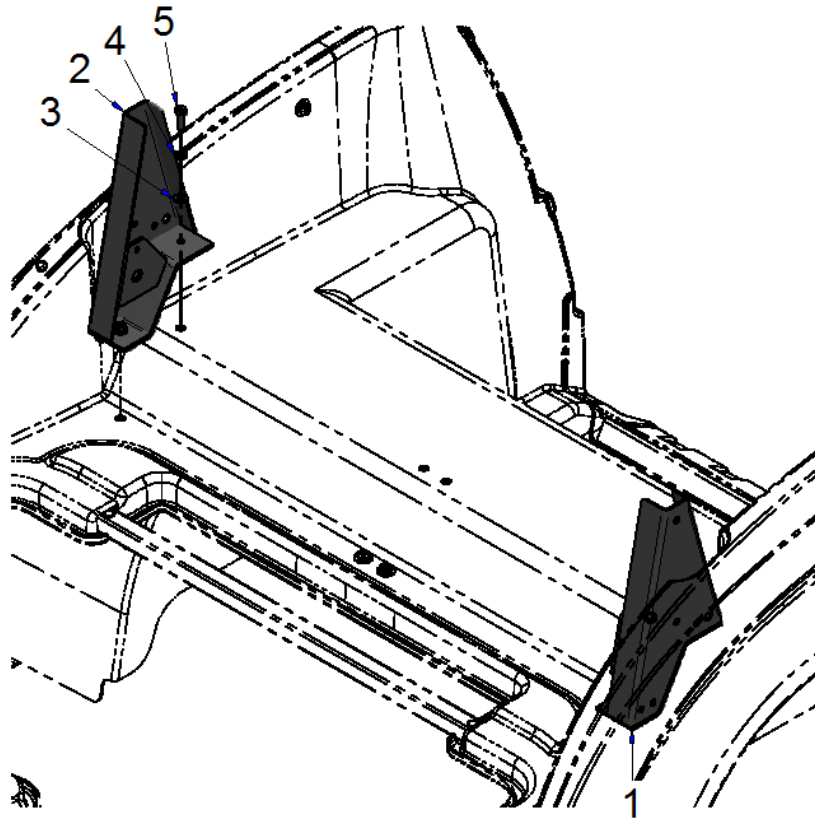


ITEM	CPC P/N	DESCRIPTION	QTY	SEATS P/N
1	89322-14	ROOF SUPPORT	2	311124
2	*	CROSS SUPPORT TUBE, ROOF	2	311125
3	89328-14	SUNTOP SUPPORT BRKT	2	515088
4	*	HOLE PLUG 3/8 BLACK	2	719363
5	2551-W	SCREW, 1/4-20 X 1, HHCS G5	4	719564
6	3412	SCREW, 5/16-18 X 2-1/2 HHCS, GRADE 5	4	719613
7	5208-B	SCREW, 5/16-18 X 2-1/2 PPH	2	719731
8	6261	RUBBER WASHER, .25 ID	6	719788
9	6702-B	WASHER, 5/16,SAE,F/W,BLK MAX	10	719810
10	6703-B	WASHER, 1/4, SAE, F/W, BLK MAX	12	719811
11	7041-B	WASHER, 5/16, REG-SPRG LOCK, BLK MAX	10	719838
12	7686	NUT, 1/4-20, NYLOCK, GA, YWZC	6	719879
13	8200	FASTENER, PUSHPNL	2	719926
14	*	SCREW, 5/16-18X2, HHCS, G5,	4	781339
15	89006-14	SUNTOP, LONG WHITE	1	760854
15A	89324-14	SUNTOP, LONG BLACK	1	761136
-	89004-13	SUNTOP, 4 PASSENGER ASSEMBLY (Includes above with white top)	1	192528U
-	89321-14	SUNTOP, 4 PASSENGER ASSEMBLY (Includes above with black top)	1	192833U

* SPECIAL ORDER

NOTE: Kits may require Suntop Brackets, P/N 89011-15

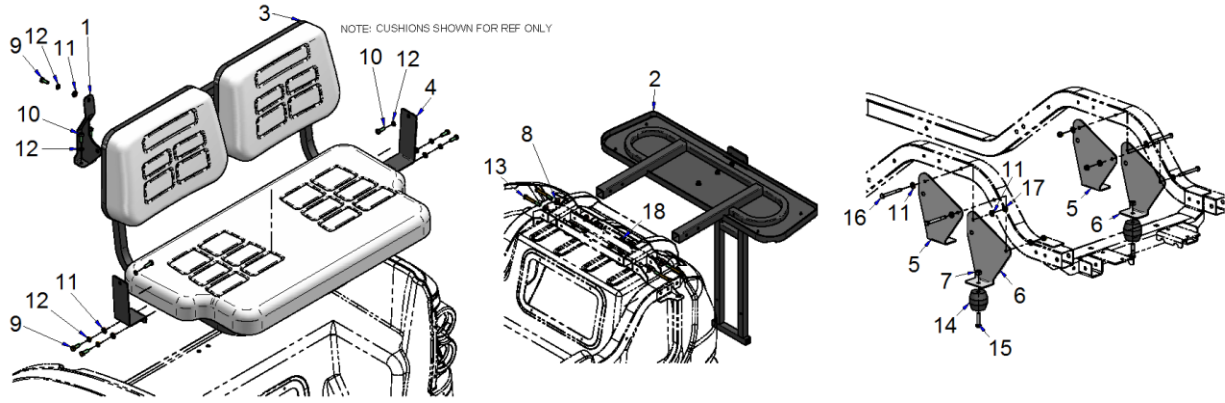
SUNTOP BRACKETS – P5



ITEM	CPC P/N	DESCRIPTION	QTY	SEATS P/N
1	*	ROOF SUPPORT BRACKET LFT	1	311260
2	*	ROOF SUPPORT BRACKET RT	1	311261
3	6702-B	WASHER,5/16,SAE,F/W,BLK MAX	4	719810
4	7041-B	WASHER,5/16,REG-SPRG LOCK,BLK MAX	4	719838
5	4023	SCREW, 5/16-18 X 1, HHCS, G5, TRIBLK	4	782037
	89011-15	KIT SUNTOP BRACKETS (Includes above)	1	192979U

* SPECIAL ORDER

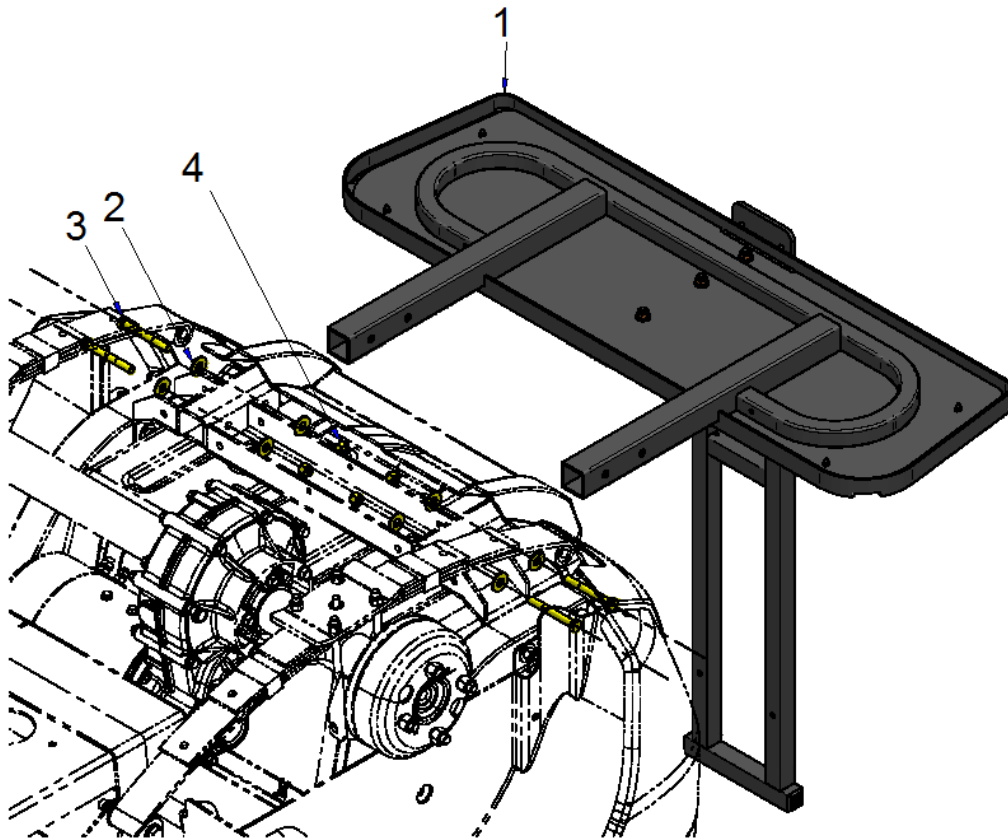
REAR FACING SEAT ASSEMBLY – P5



ITEM	CPC P/N	DESCRIPTION	QTY	SEATS P/N
1	*	RFS BACK SUPPORT	1	311854
2	*	ASSY, REAR STEP	1	467902
		ASSY, REAR FACING SEAT		467903
3	*	BRACKET, RFS SIDE SUPPORT	2	515464
4	54124-14	BUMPER BRACKET, LH	2	515746
5	54125-14	BUMPER BRACKET, RH	2	515747
6	7541	NUT, 10MM, DIN 985, NYLON-INSERT, LOCK	2	708749
7	708840	WASHER 3/8" THRU-HARDENED FLAT PLTD.	8	708840
8	3991	SCREW, 5/16-18X7/8, HHCS, G5, BLK MAX	5	719643
9	5206-BS	SCREW, 5/16-18X1, PPH, M/S, BLK MAX	4	719729
10	6702-B	WASHER, 5/16, SAE, F/W, BLK MAX	13	719810
11	7041-B	WASHER, 5/16, REG-SPRG LOCK, BLK MAX	9	719838
12	4019	SCREW, 3/8-16X3, HHCS, G5, YWZC	4	760808
13	54123-14	AEON RUBBER SPRING 155-45	2	761036
14	*	SCREW, M10-1.5X40, BSHC, ZC	2	781455
15	4020	SCREW 5/16-18X3, HHCS, G5, YWZC	4	782081
16	19148-13	NUT, 5/16-18, L/N, NYLOK, NE, G5, YWZC	4	782086
17	7534	NUT, 3/8-16, L/N, NYLOK, NE, G8, YWZC96	4	782118
-	75261-13	KIT, REAR FACING SEAT (Includes above)	1	192521U

* SPECIAL ORDER

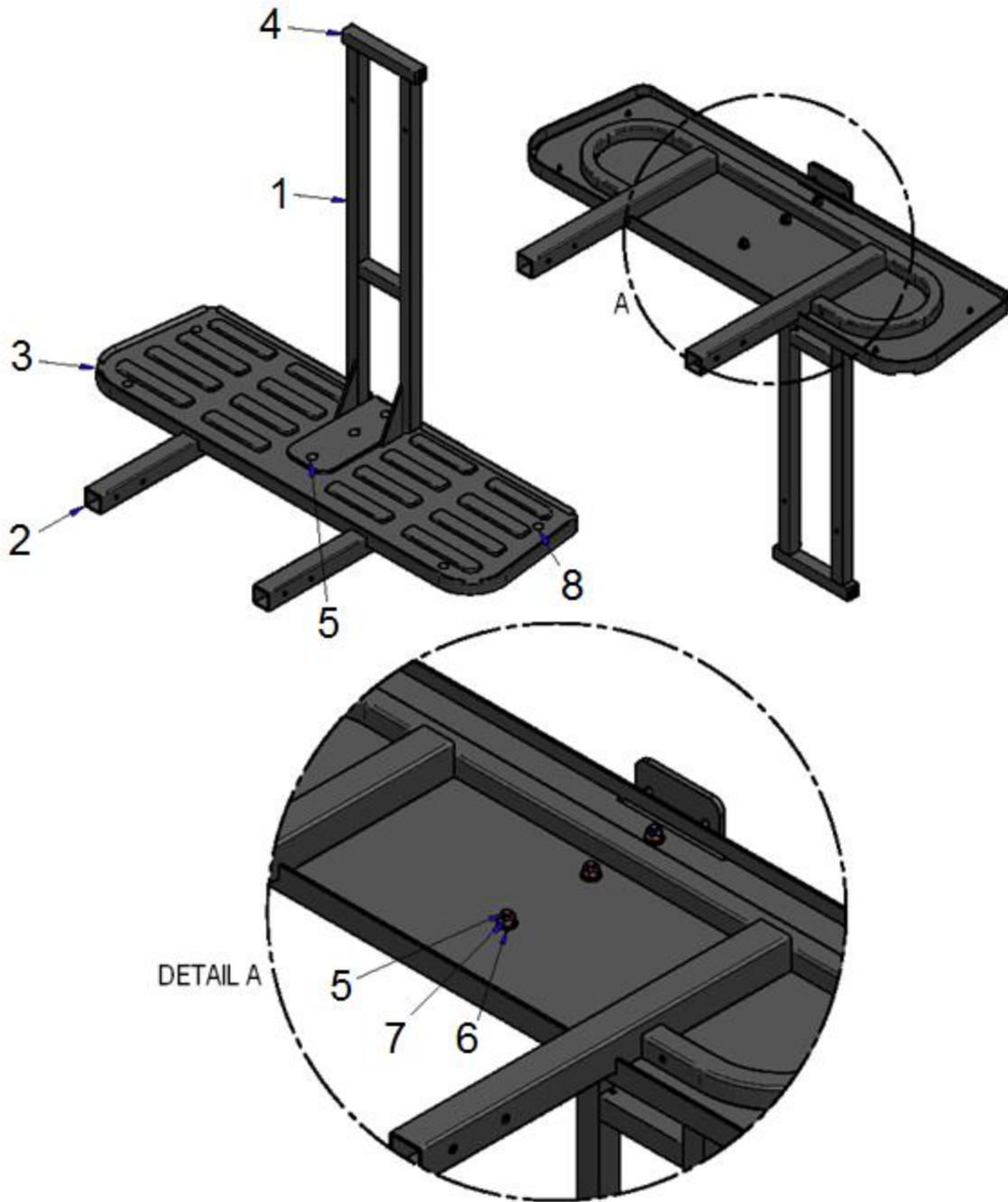
FOOTREST- P5



ITEM	CPC P/N	DESCRIPTION	QTY	SEATS P/N
1	*	ASSY, REAR STEP	1	467902
2	708840	WASHER 3/8" THRU-HARDENED FLAT	8	708840
3	4019	SCR, 3/8-16X3, HHCS, G5, YWZC	4	760808
4	7534	NUT, 3/8-16, L/N, NYLOK, NE, G8,	4	782118
5	51544-14	KIT, REAR FACING FOOTREST	1	192825U

* SPECIAL ORDER

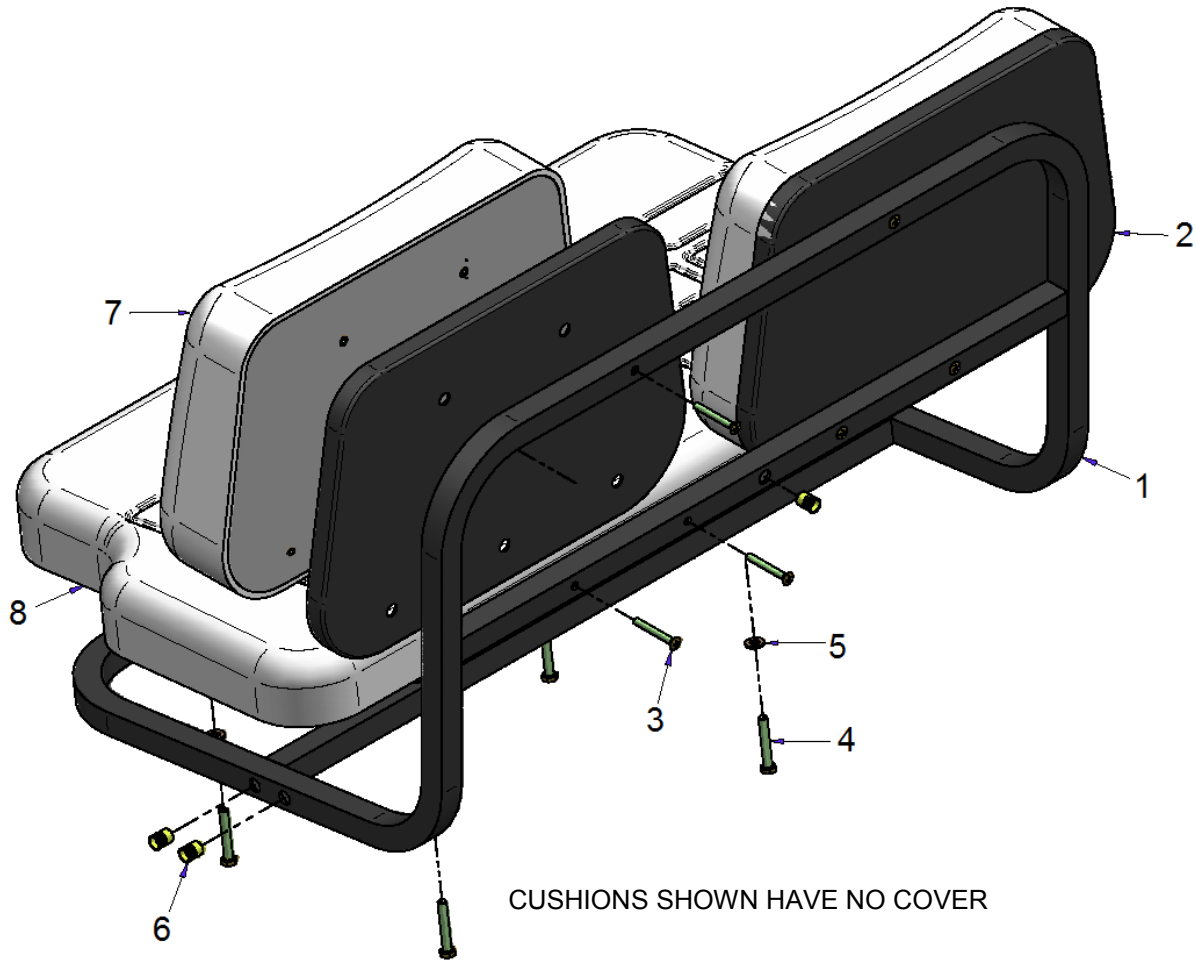
FOOTREST ASSEMBLY – P5



ITEM	CPC P/N	DESCRIPTION	QTY	SEATS P/N
1	84926-07	REAR HANDRAIL	1	308292EP
2	*	REAR STEP	1	311333EC
3	*	COVER, REAR STEP	1	514937
4	11433	CAPLUG, FP-165, 1" SQ X .063 WALL	2	719526
5	5400-BS	BOLT, 5/16-18 X 1, CARRIAGE, GRADE 5	3	719744
6	6702-B	WASHER, 5/16, SAE, F/W, BLK MAX	3	719810
7	7739	NUT, 5/16-18, L/N, NYLOK, NE, GA, BLKMAX	3	719892
8	8200	FASTENER, PUSHPNL, .25 X .6875 X .625	4	719926
-	N/A	REAR STEP ASSEMBLY (Includes above)	1	467902

* SPECIAL ORDER

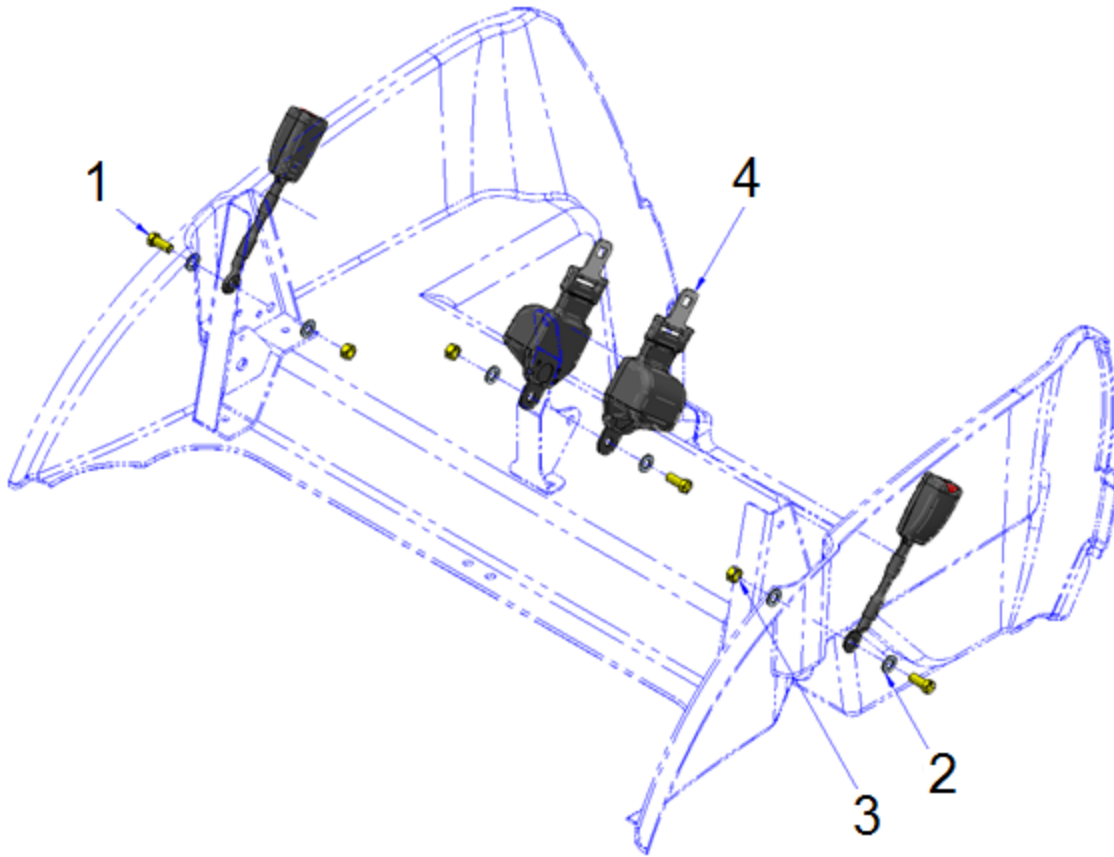
REAR FACING SEAT ASSEMBLY – P5



ITEM	CPC P/N	DESCRIPTION	QTY	SEATS P/N
1	*	REAR-FACING SEAT FRAME	1	311319
2	52948-96	SEAT, BACK – BLOW MOLDED	2	709025
3	2001-BS	SCREW, 1/4-20 X 2, POH, M/S, BLK MAX	6	719541
4	2667	SCREW, 5/16-18 X 2, HHCS, G5, YWZC 150	4	719585
5	6702-B	WASHER, 5/16, SAE, F/W, BLK MAX	4	719810
6	8206	KNURLED INSERT, 5/16-18 YWZC	5	719929
7	52001-96	BACK CUSHION ONLY – NO COVER	2	304216
8	52698-14	BOTTOM CUSHION ONLY – NO COVER	1	311346
-	N/A	REAR FACING SEAT ASSEMBLY (Includes Items 1 – 6)	1	467903

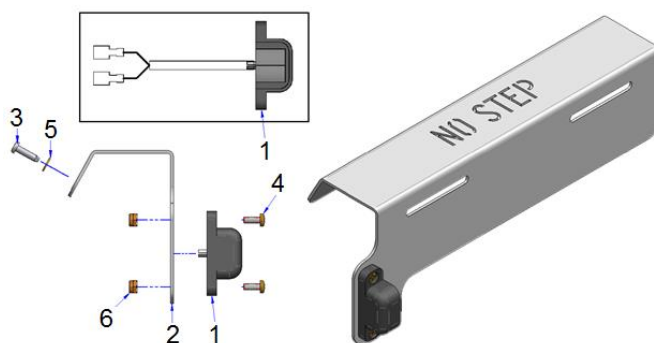
* SPECIAL ORDER

REAR FACING SEAT BELTS – P5



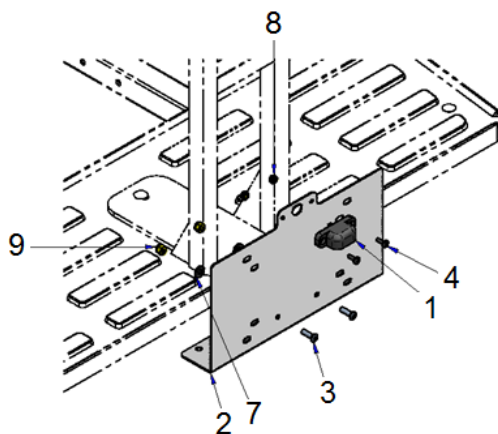
ITEM	CPC P/N	DESCRIPTION	QTY	SEATS P/N
1	707978	SCREW,7/16-20X1,HHCS, G5,YWZC	3	707978
2	75504-09	WASHER, 7/16 SAE FLAT, ZNC PLTD	6	708153
3	7700	NUT,7/16-20,C-LOCK,GB, YWZC	3	781041
4	75091-14	SEAT BELT, .2X48.2-TTH ALR, H2 CABLE	2	781923
-	52697-14	KIT, RFS BELTS (Includes above)	1	192523U

REAR LICENSE PLATE LIGHT& BRACKET – P5



ITEM	CPC P/N	DESCRIPTION	QTY	SEATS P/N
1	69008-13	LICENSE LIGHT ASSEMBLY	1	467887
2	69010-14	BRACKET	1	515660
3	1504	SCREW, #10X3/4, PPH, T/S, TAB	2	708372
4	3615	SCREW, 10-24X1/2 PHILLIPS	2	719467
5	6716	WASHER, #10 SAE, F/W	2	719812
6	7624	NUT, 10-24 GR A NYLOCK	2	719870
-	N/A	LICENSE PLATE (Includes above)	1	192650A

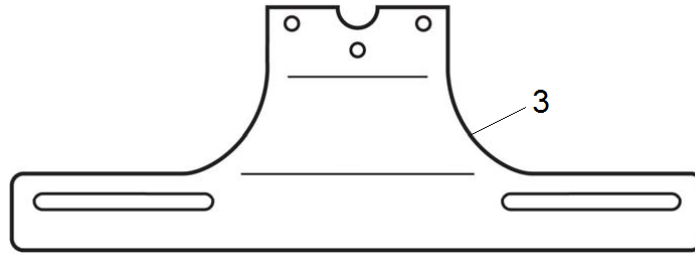
LICENSE PLATE LIGHT, REAR FACING SEAT– P5



ITEM	CPC P/N	DESCRIPTION	QTY	SEATS P/N
1	69006-13	LICENSE LIGHT ASSEMBLY	1	467887
2	68026-04	BRACKET, LIGHT/LICENSE	1	509726EP
3	1590	SCREW, 1/4-20 X 3/4", BHCS, 18-8 SS	2	719374
4	3615	SCREW, 10-24X1/2PHILLIPS,BLK ZNC	2	719467
5*	10020	CABLE TIE MOUNTING BRACKET 4A	1	719503
6*	10043	CABLE TIE, BLACK, .18 X 11 - 3/4, STD, 50LB	2	719504
7	6703-B	WASHER,1/4,SAE,F/W,BLK MAX	2	719811
8	7624	NUT 10-24 GR A NM MACH NYLON LOCK	2	719870
9	7686	NUT, 1/4-20, NYLOCK, GA, YWZC	2	719879
10*	69914-14	LICENSE LIGHT HARNESS EXTENSION	1	468823
-	69918-14	KIT, LICENSE PLATE W/FOOTREST(Includes above)	1	192654U

* NOT SHOWN

FRONT LICENSE PLATE BRACKET



ITEM	CPC P/N	DESCRIPTION	QTY	SEATS P/N
1	2653-B	SCREW, 10-16X3/4 HWH, TEK	2	719583
2	8698	RIVET, CHERRY	2	719948
3	*	MOUNTING BRACKET	1	759919
	68029-08	KIT, FRONT LICENSE BRACKET (Includes above)	1	191536U

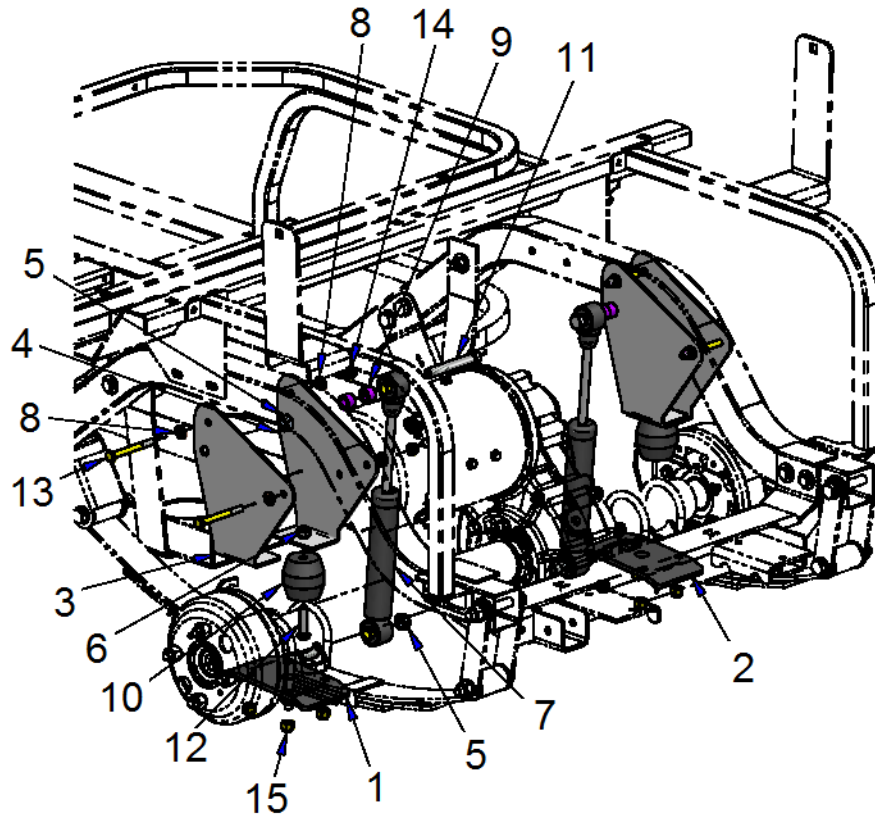
HANDLE, GRAB, COMFORT GRIP- P5



ITEM	CPC P/N	DESCRIPTION	QTY	SEATS P/N
1	64021-14	HANDLE, GRAB, COMFORT GRIP	2	761014

NOTE: Does not include attachment hardware.

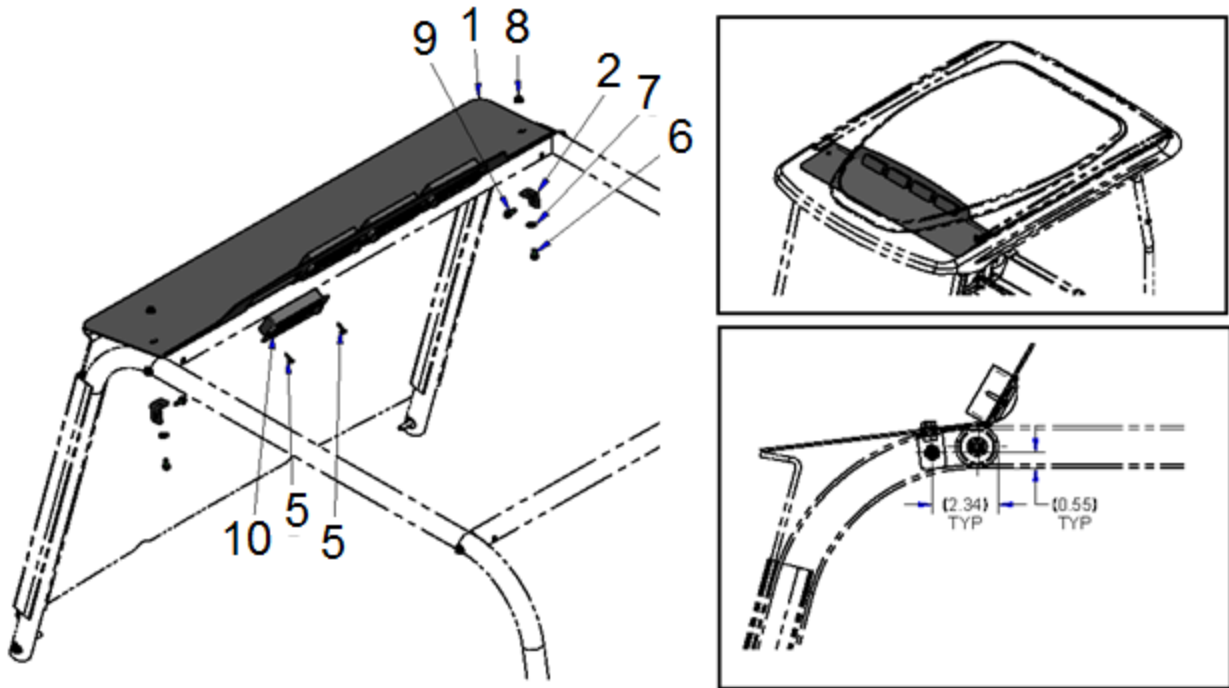
SHOCK & BUMPER STOP- P5



ITEM	CPC P/N	DESCRIPTION	QTY	SEATS P/N
1	40960-13	SPRING PLATE W/ MTG BOLT - LH	1	311146
2	40961-13	SPRING PLATE W/ MTG BOLT - RH	1	311147
3	54124-14	BUMPER BRACKET LH	2	515746
4	54125-14	BUMPER BRACKET RH	2	515747
5	*	NUT, 1/2-13 HEX NYLOK GC	4	707116
6	7541	NUT,10MM,DIN 985,NYLON-INSERT,LOCK	2	708749
7	54514-89	SHOCK ABSORBER	2	709006
8	6702-B	WASHER,5/16,SAE,F/W,BLK MAX	8	719810
9	47980-10	SPACER, .75X.50X.50	4	760671
10	54123-14	RUBBER SPRING, AEON	2	761036
11	*	SCREW, 1/2-13X1/4 HHCS, G2	2	781046
12	*	SCREW, M10-1.5X40 BSHC	2	781455
13	4020	SCREW, 5/16-18X3 HHCS G5	4	782081
14	19148-13	NUT, 5/16-18, L/N, NYLOK, NE, G5, YWZC	4	782086
15	7534	NUT, 3/8-16 NYLOCK G8 (Not Shown)	8	782118
-	N/A	REAR BUMPER STOP (Includes above Items)	1	192655A
	54106-14	KIT, REAR BUMPER STOP (Includes Items 3, 4, 5, 8, 10, 12 – 14)	1	192655U

* SPECIAL ORDER

OPERATOR VENTILATION – P5-S

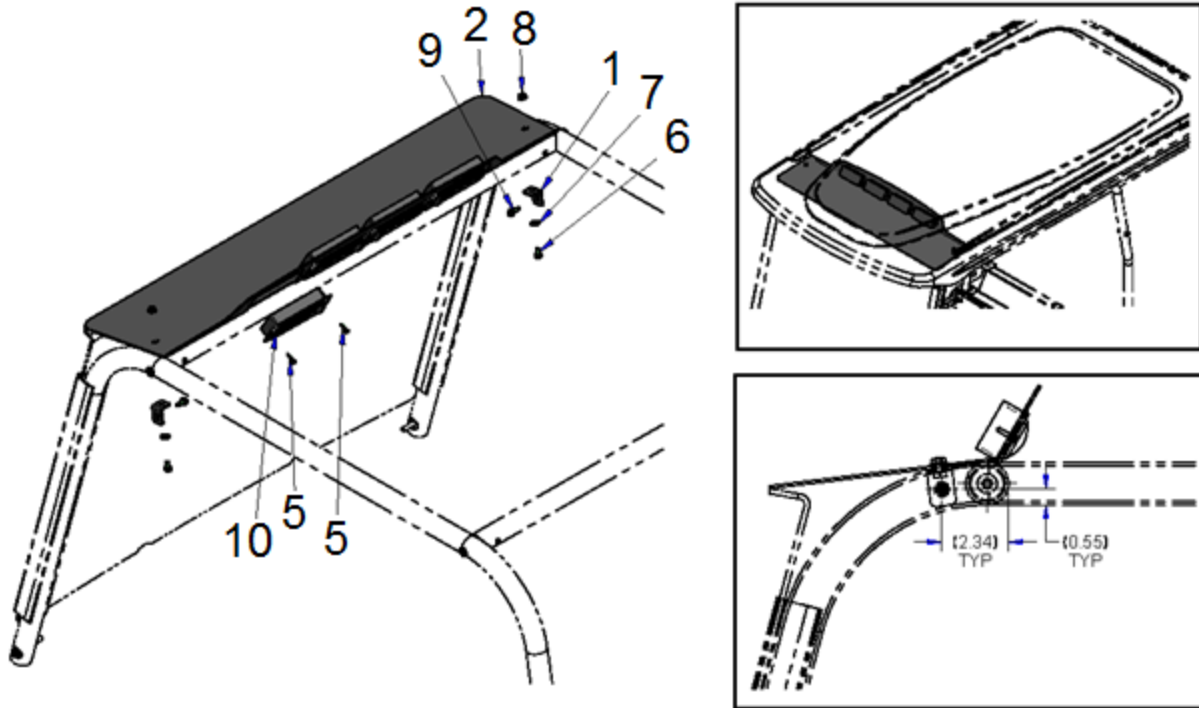


- NOTES:
1. Suntop removal will aid in installation.
 2. Item 3 goes on Item 1 between windshield
 3. Item 4 goes on Item 1 between Suntop

ITEM	CPC P/N	DESCRIPTION	QTY	SEATS P/N
1	*	PANEL, VENTS, SHORT	1	515704
2	*	BRACKET, VENTS	2	515705
3*	84110-ZZ	FOAM TAPE, 3/8" X 3/4"	4'	709615
4*	50230-04	TRIM SEAL, 3/32" EDGE, 5/8" BULB, C, BLACK	4'	719361
5	2638	SCREW, #6X3/4, PPH, TAP	8	719577
6	3728	SCREW, HEX HEAD CAP 1/4-20X1/2 G5	2	719629
7	6703-B	WASHER, 1/4, SAE, F/W, BLK	2	719811
8	7724-B	NUT 1/4-20 GR A SERRATED FLNG LOCK	2	719887
9	2513	SCREW, 1/4-20 X 3/4, HWH, T/S, BLKZC	2	760906
10	58063-14	LOUVER, PACIFICA	4	761027
-	89310-14	KIT, VENTILATION P5-S (Includes above items)	1	192659U

* SPECIAL ORDER

OPERATOR VENTILATION – P5-L

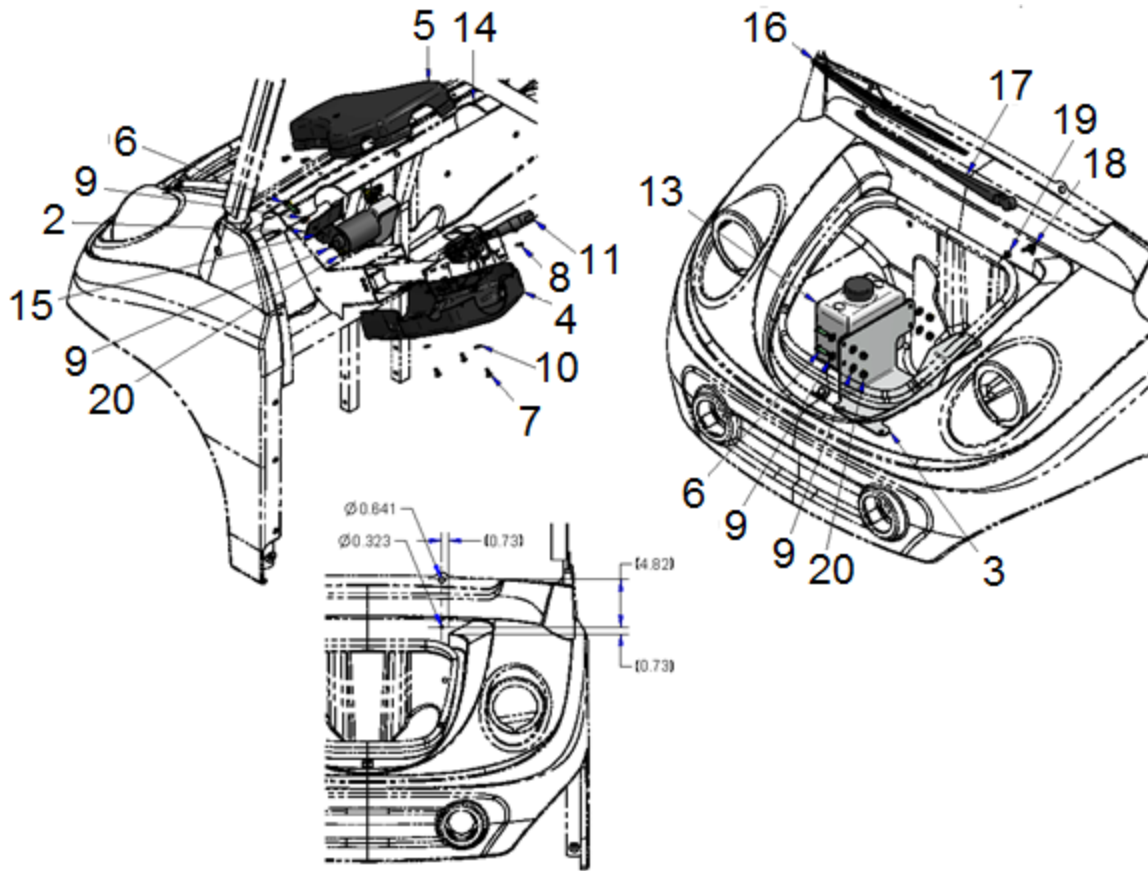


- NOTES:
1. Suntop removal will aid in installation.
 2. Item 3 goes on Item 2 between windshield
 3. Item 4 goes on Item 2 between Suntop

ITEM	CPC P/N	DESCRIPTION	QTY	SEATS P/N
1	*	BRACKET, VENTS	2	515705
2	*	PANEL, VENTS, LONG	1	515706
3*	84110-ZZ	FOAM TAPE, 3/8" X 3/4"	4'	709615
4*	50230-04	TRIM SEAL, 3/32" EDGE, 5/8" BULB, C, BLACK	4'	719361
5	2638	SCREW, #6X3/4, PPH, TAP	8	719577
6	3728	SCREW, HEX HEAD CAP 1/4-20X1/2 G5	2	719629
7	6703-B	WASHER, 1/4, SAE, F/W, BLK	2	719811
8	7724-B	NUT 1/4-20 GR A SERRATED FLNG LOCK	2	719887
9	2513	SCREW, 1/4-20 X 3/4, HWH, T/S, BLKZC	2	760906
10	58063-14	LOUVER, PACIFICA	4	761027
11	89311-14	KIT, VENTILATION P5-L (Includes above items)	1	192660U

* SPECIAL ORDER

WINDSHIELD WASHER – P5



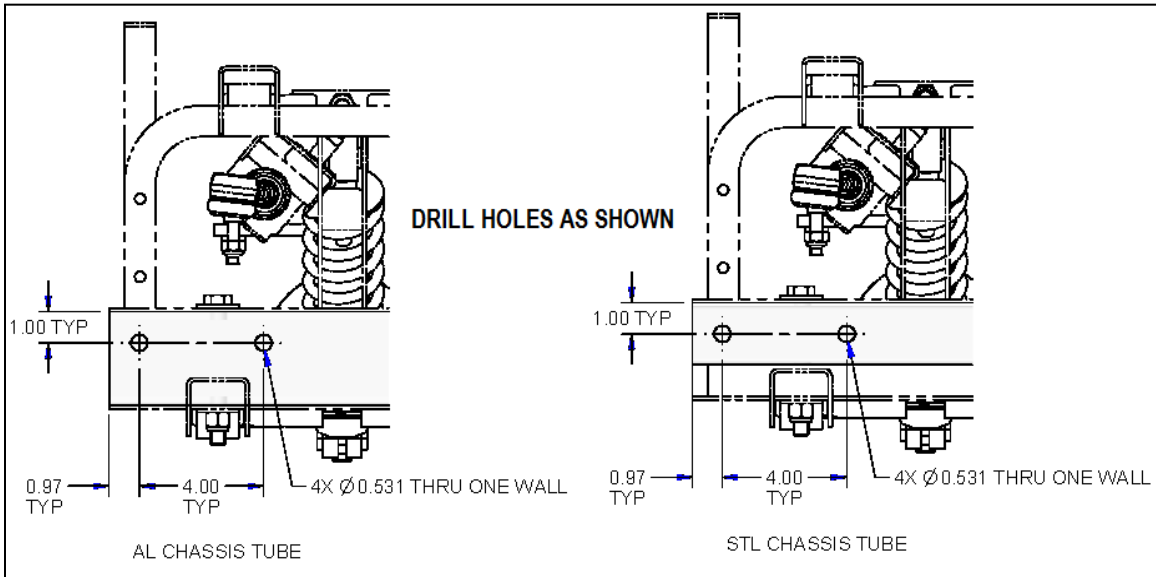
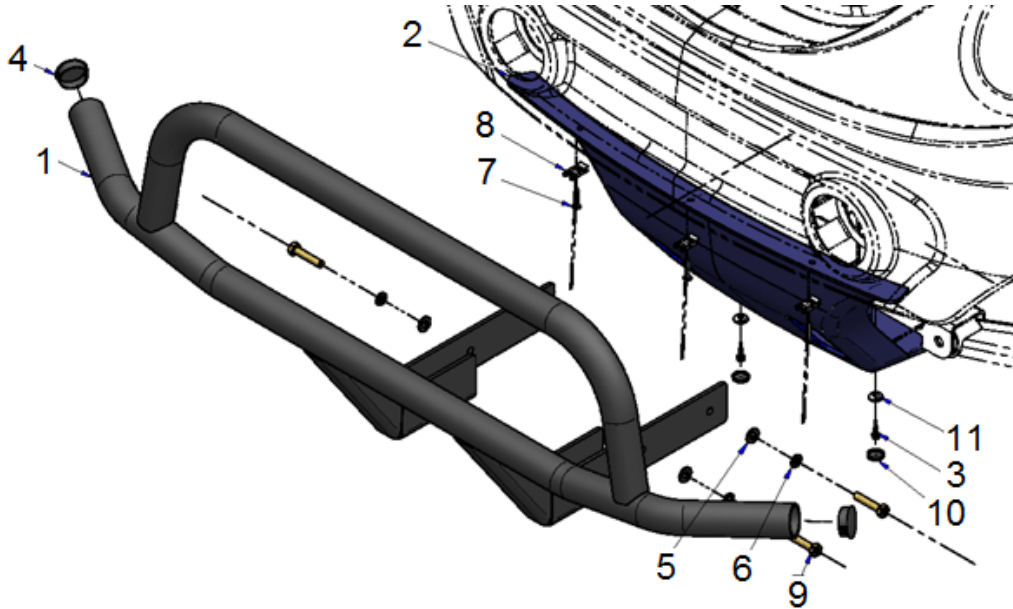
DRILL HOLES AS SHOWN

ITEM	CPC P/N	DESCRIPTION	QTY	SEATS P/N
1**	*	WIPER HARNESS EXTENSION 16"	1	468831
2	*	BRACKET, WIPER MOTOR (See Note)	1	515259
3	*	BRACKET, WASHER TANK	1	515694
4	*	COVER, COLUMN, LOWER, WIPER	1	515795
5	*	COVER, COLUMN, UPPER, WIPER	1	515796
6	4017	SCREW, 5/16-18 X 1 HH CAP, GRD-8, YLW	5	708085
7	3615	SCREW, 10-24X1/2 PPH	3	719467
8	2638	SCREW, #6X3/4, PPH, TAP	2	719577
9	6702-B	WASHER, 5/16, SAE, F/W, BLK MAX	10	719810
10	6716	WASHER, #10 SAE	3	719812
11	72763-08	WIPER SWITCH	1	760362
12	72775-08	HOSE, WINDSHIELD WASHER, 5/32"	3'	760377
13	58200-10	WINDSHIELD WASHER FLUID, 2L	1	760587
14	1503	SCREW, 10-16X1/2 PPH	6	760890
15	58205-14	MOTOR, WIPER 12V	1	760953
16	58206-14	WIPER BLADE, 18"	1	760954
17	58207-14	WIPER ARM W/ NOZZLE	1	760955
18	58208-14	BARBED BULKHEAD ADAPTER	1	761024
19	58209-14	NUT, 5/16-24, JAN, BLK, NYL	1	761037
20	19148-13	NUT, 5/16-18, L/N, NYLOK, NE, G5, YWZC	5	782086
-				

* SPECIAL ORDER ** NOT SHOWN

NOTE: Bond to cowl with Loctite 3035 TPO

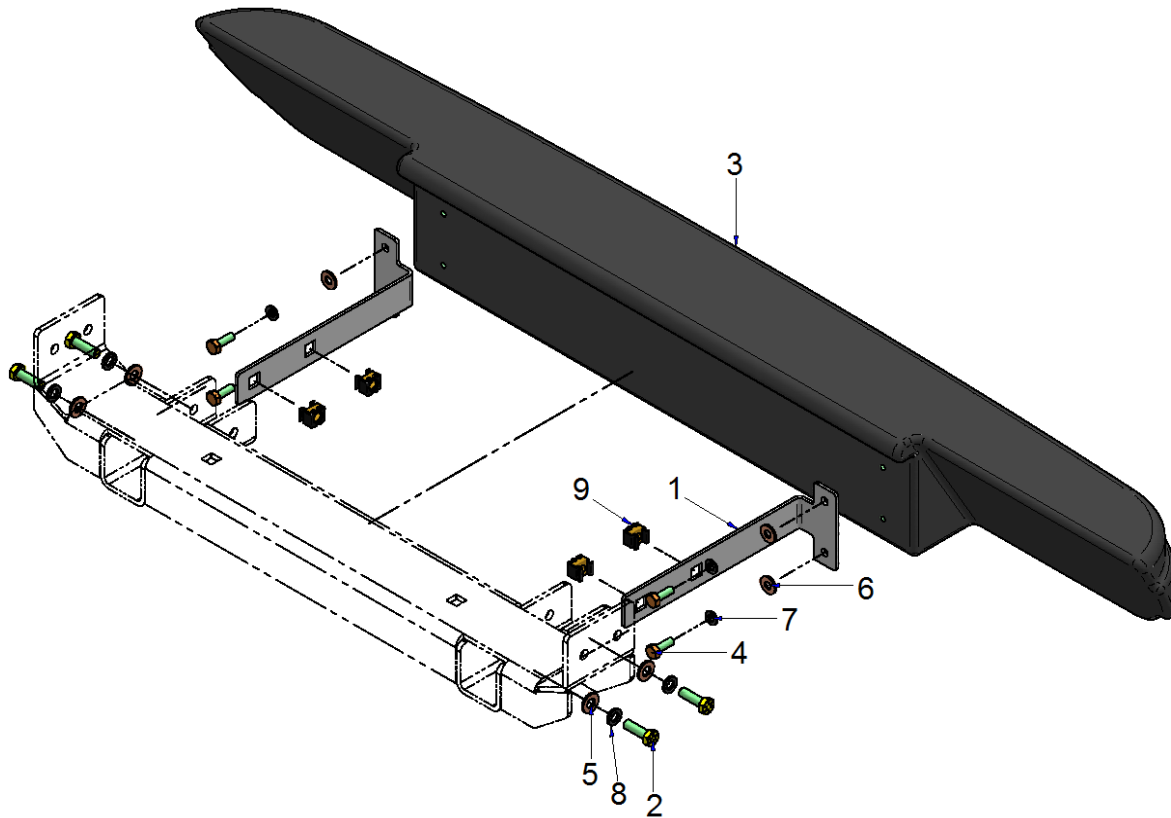
FRONT UTILITY BUMPER- P5



ITEM	CPC P/N	DESCRIPTION	QTY	SEATS P/N
1	*	FRONT UTILITY BUMPER	1	311882
2	*	FRONT LOWER FASCIA W/BUMPER SLOT	1	515820
3	2653-B	SCREW, #10X3/4 HWH TEK#3	2	719583
4	658	PLUG, 1.25"	2	719803
5	6702-B	WASHER, 5/16", SAE	4	719810
6	7041-B	WASHER, 5/16" R-SPLIT	4	719838
7	2641	SCREW, #10X1, PPH T/S	3	729263
8	7531	NUT, #10 SPR U-NUT PNL, RNG	3	760889
9	57111-11	SCREW, 5/16-18X1 1/2 LG HEX CAP	4	781924
10	11745	CAP, SCREW HEAD	2	782230
11	11746	WASHER, SCREW CAP	2	782231
12	91027-13	KIT, FRONT BUMPER, UTILITY (Includes above items)	1	192635U

* SPECIAL ORDER

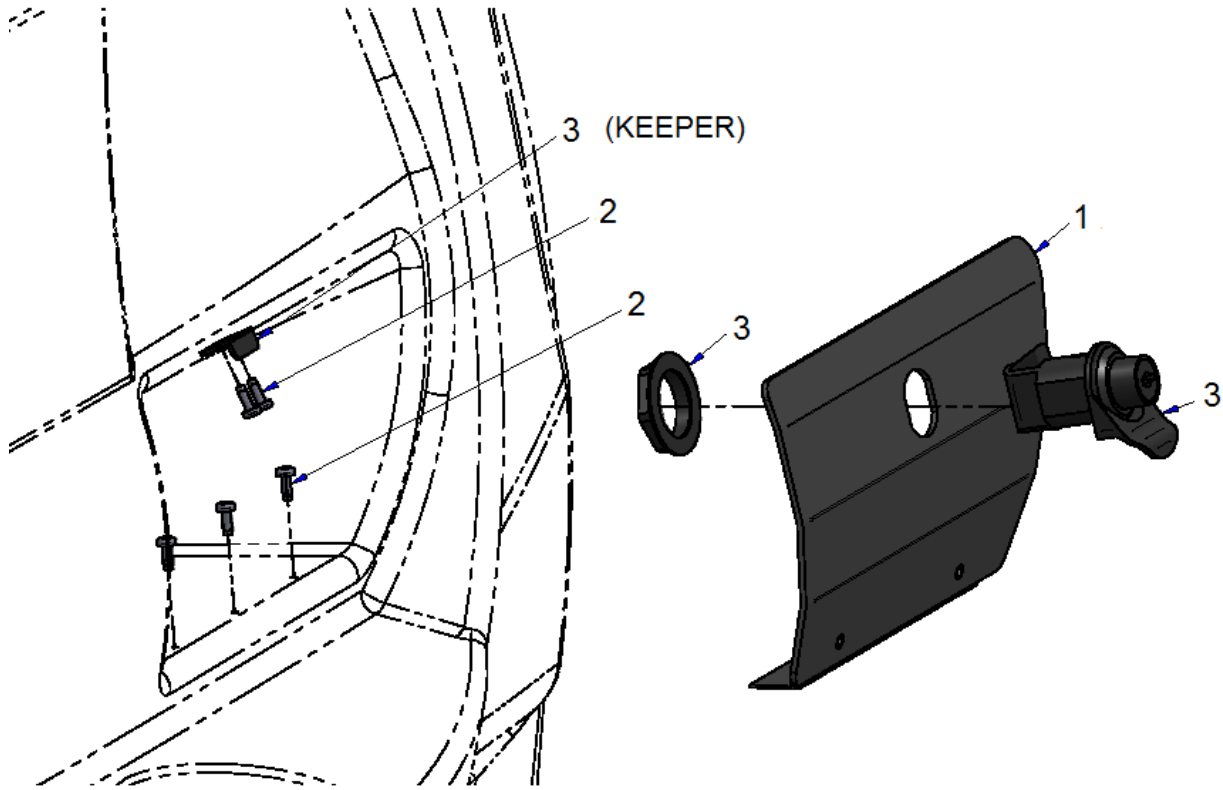
REAR DURO BUMPER – P5



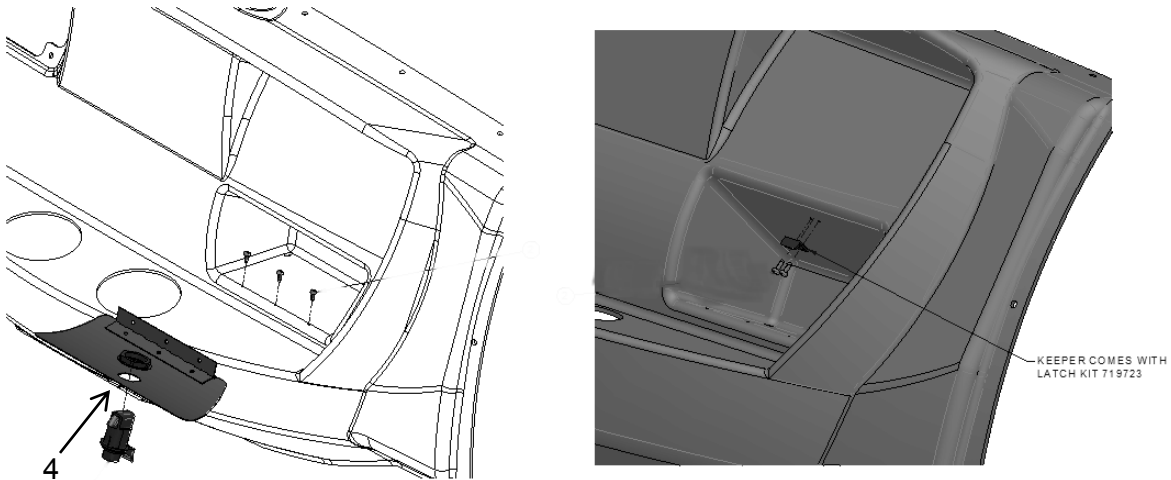
ITEM	CPC P/N	DESCRIPTION	QTY	SEATS P/N
1	*	P5 REAR DURO BUMPER BRACKET	2	514944
2	4017	SCREW, 5/16-18 X 1 HH CAP, GRD-8, YLW	4	708085
3	91010-96MZ	BUMPER, DURO	1	709169
4	3787-B	SCREW, 1/4-20X3/4,HHCS,G5,BLK150	4	719636
5	6702-B	WASHER, 5/16,SAE,F/W,BLK MAX	4	719810
6	6703-B	WASHER, 1/4,SAE,F/W,BLK MAX	4	719811
7	7036-B	WASHER LOCK 1/4 REGULAR BLK ZINC	4	719834
8	7041-B	WASHER, 5/16,REG-SPRG LOCK,BLK MAX	4	719838
9	7537	NUT, 5/16-18, CAGE, TRIBLK	4	782045
-	N/A	REAR DURO BUMPER (Includes above)	1	192544A

* SPECIAL ORDER

GLOVE BOX ASSEMBLY – P5



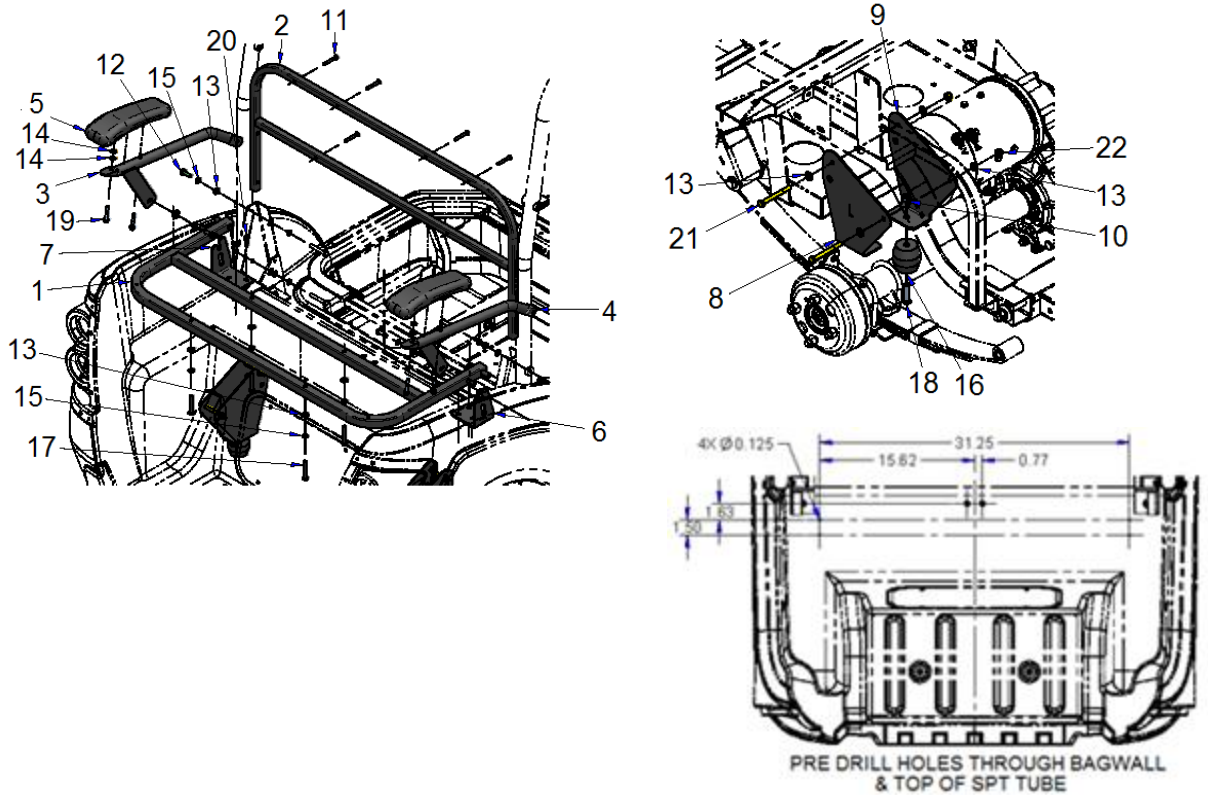
Upholstered Glove Box



Textured Black Glove Box

ITEM	CPC P/N	DESCRIPTION	QTY	SEATS P/N
1	64032-14	GLOVE BOX DOOR ASSEMBLY, FABRIC COVER	1	468054
2	2635-B	SCREW, #6-19X3/8 PPH	5	719576
3	64026-15	PUSHLOCK W/KEY	1	719723
-	64022-14	KIT, GLOVE BOX (Includes Items 1, 2, & 3)	1	192697U
4	64025-15	DOOR ASSEMBLY, TEXTURED BLACK	1	312684B
-	64027-15	KIT, GLOVE BOX (Includes items 2, 3, & 4)	1	193014U

FLIP-UP REAR FACING SEAT- P5



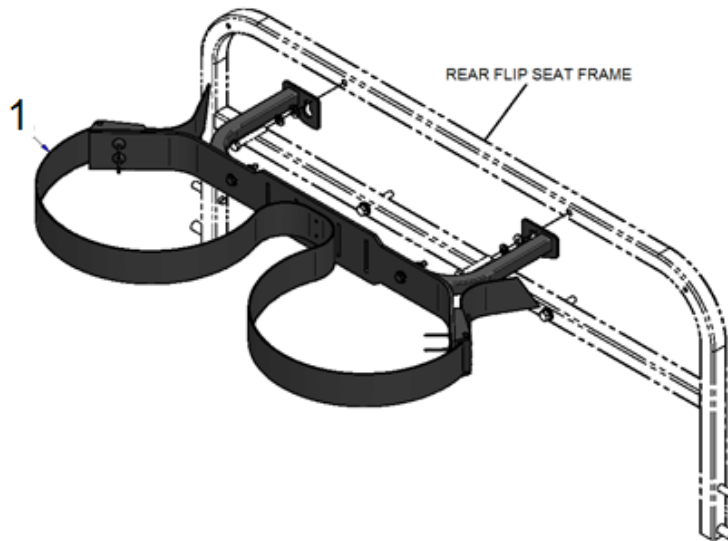
ITEM	CPC P/N	DESCRIPTION	QTY	SEATS P/N
1	*	REAR FLIP SEAT FRAME	1	312286
2	*	REAR SEAT BACK FRAME	1	312287
3	*	LH ARMREST BRACKET ASSY	1	312290
4	*	RH ARMREST BRACKET ASSY	1	312294
5	*	MOLDED FOAM, SELF SKINNED ARM	2	508486
6	51720-04	PLATE, MTG - SEATBACK, LH	1	509634
7	51721-04	PLATE, MTG - SEATBACK, RH	1	509635
8	54124-14	BUMPER BRACKET, LH	2	515746
9	54125-14	BUMPER BRACKET, RH	2	515747
10	7541	NUT,10MM,DIN 985,NYLON-INSERT,LOCK	2	708749
11	2002	SCREW, 1/4-20 X 1-3/4, POH, M/S, BLK ZC	6	719542
12	5206-BS	SCREW, 5/16-18X1 PPH, M/S	2	719729
13	6702-B	WASHER, 5/16,SAE,F/W,BLK MAX	14	719810
14	6703-B	WASHER 1/4	4	719811
15	7041-B	WASHER, 5/16,REG-SPRG LOCK,BLK MAX	6	719838
16	54123-14	AEON RUBBER SPRING 155-45	2	761036
17	*	SCREW, 5/16-18 X 2 HEX HEAD CAP, PLTD	4	781339
18	*	SCREW, M10-1.5X40,BSHC,ZC	2	781455
19	5101	SCREW, 1/4-20 X 1.5, HWH, T/C, TF, ZC	4	781504
20	*	SCREW, 1/4-14 X 1, HWH, TEK, TRIBLK	4	782046
21	4020	SCREW, 5/16-18X3, HHCS, G5, YWZC	4	782081
22	19148-13	NUT, 5/16-18, L/N, NYLOK, NE, G5, YWZC	4	782086
-	51450-14	KIT, FLIP-UP REAR FACING SEAT (Includes above)	1	192802U
-	52701-14	BACK CUSHION See Note	1	312335
-	52702-14	BOTTOM CUSHION See Note	1	312352

* SPECIAL ORDER

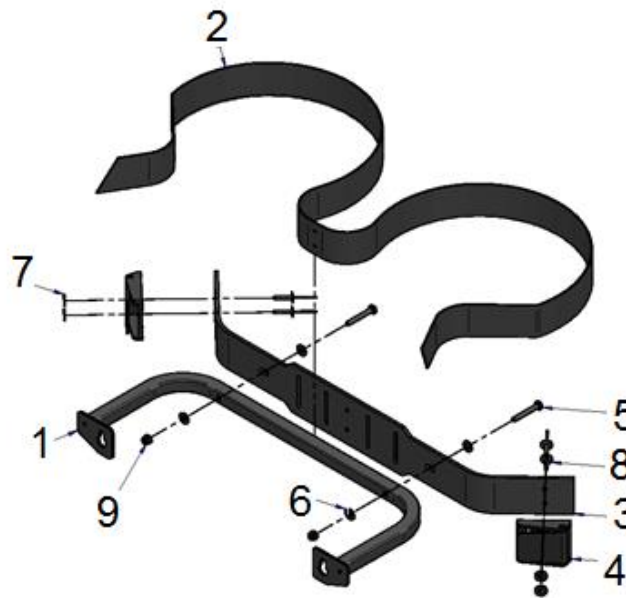
NOTE: Include VIN for correct color.

P5 Parts Manual 2015

BAG RACK, FLIP-UP RFS – P5



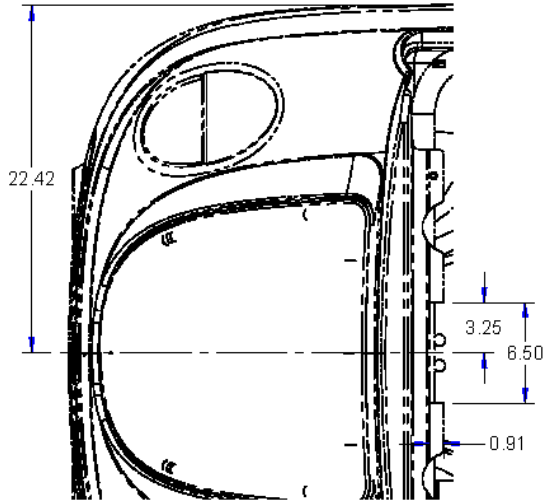
ITEM	CPC P/N	DESCRIPTION	QTY	SEATS P/N
1	90034-14	KIT, BAG RACK, FLIP-UP REAR FACING SEAT	1	192827U



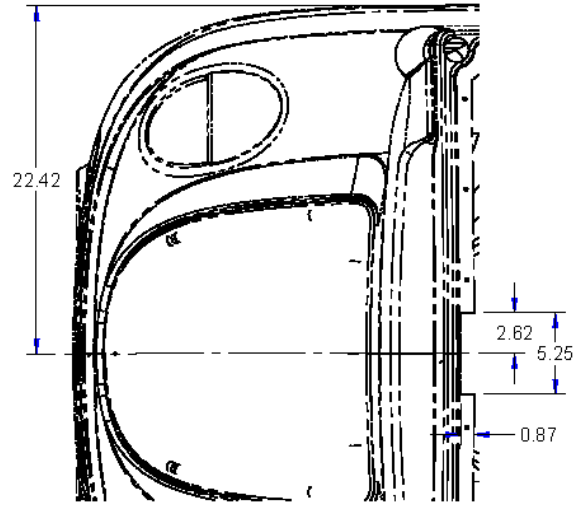
ITEM	CPC P/N	DESCRIPTION	QTY	SEATS P/N
1	*	BAG SUPPORT WELD	1	312288
2	53473-03	STRAP, 2-BAG RACK	1	467127
3	90046-14	SL, CRADLE BAG HOLDER	1	514930SL
4	53472-03	BUCKLE, BAG RACK	2	719292
5	3454-BS	SCREW, 1/4-20 X 1-3/4 HHCS, G5 HCBLK 150	2	719623
6	6703-B	WASHER, 1/4, SAE, F/W, BLK MAX	4	719811
7	6716	WASHER #10	4	719812
8	8684-B	RIVET, #68X3/6, ABA, LF, BLK ANNODIZED	4	719946
9	*	NUT, 1/4-20, L/N, NYLOK, HEX, GA, TRIBLK	2	782016
-	N/A	BAG RACK ASSEMBLY FLIP-UP RFS (Includes above)	1	468011

* SPECIAL ORDER

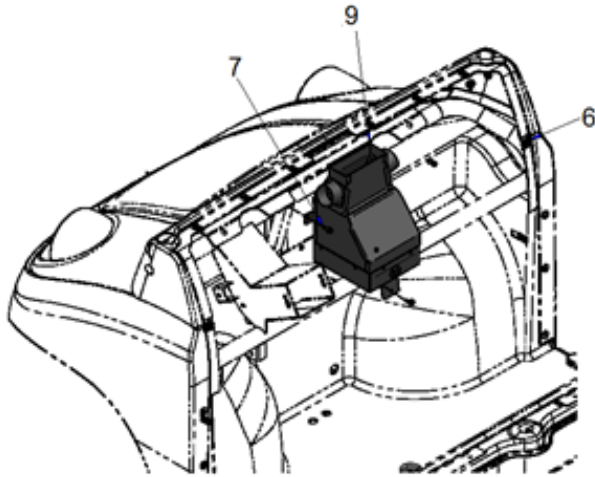
HEATER/BLOWER – P5



MAKE CUTOUT IN FRONT BODY AS SHOWN

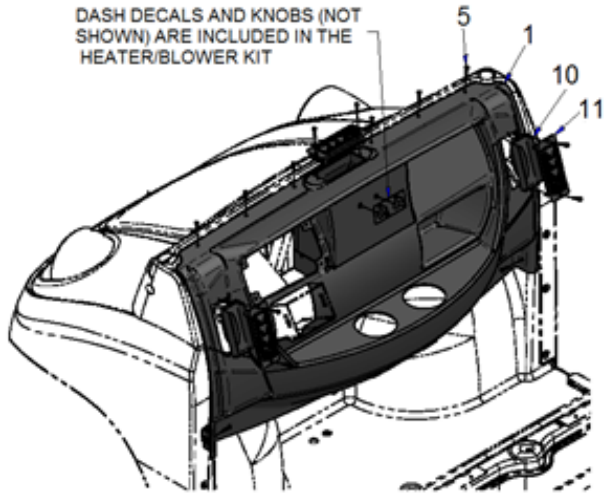


MAKE CUTOUT IN COWL AS SHOWN



LOCATE HEATER IN CENTER OF CUTOUTS AND FASTEN TO FRONT FRAME

DASH DECALS AND KNOBS (NOT SHOWN) ARE INCLUDED IN THE HEATER/BLOWER KIT



HEATER/BLOWER – P5 Cont.

ITEM	CPC P/N	DESCRIPTION	QTY	SEATS P/N
1	*	DASH, HEATER/BLOWER	1	468024
2**	10043	CABLE TIE, BLACK, .18 X 11 - 3/4, STD, 50LB	4	719504
3**	2653-B	SCREW, 10-16X3/4 HWH, TEK	4	719583
4**	6716	WASHER, #10 SAE F/W	4	719812
5	2641	SCREW, #10X1, PPH T/S	16	729263
6	7531	NUT, #10 U-SPR, PN RNG	10	760889
7	2513	SCREW, 1/4-20 X 3/4, HWH, T/S, BLKZC	3	760906
8**	*	HOSE, 2.50" ID, REINFORCED	4	760969
9	*	KIT, HEATER/BLOWER (See Note)	1	761097
10	*	HOSE ADAPTER	2	761147
11	*	LOUVER, PACIFICA	2	761192
-	91603-14	HEATER/BLOWER KIT (Includes above)	1	192847U

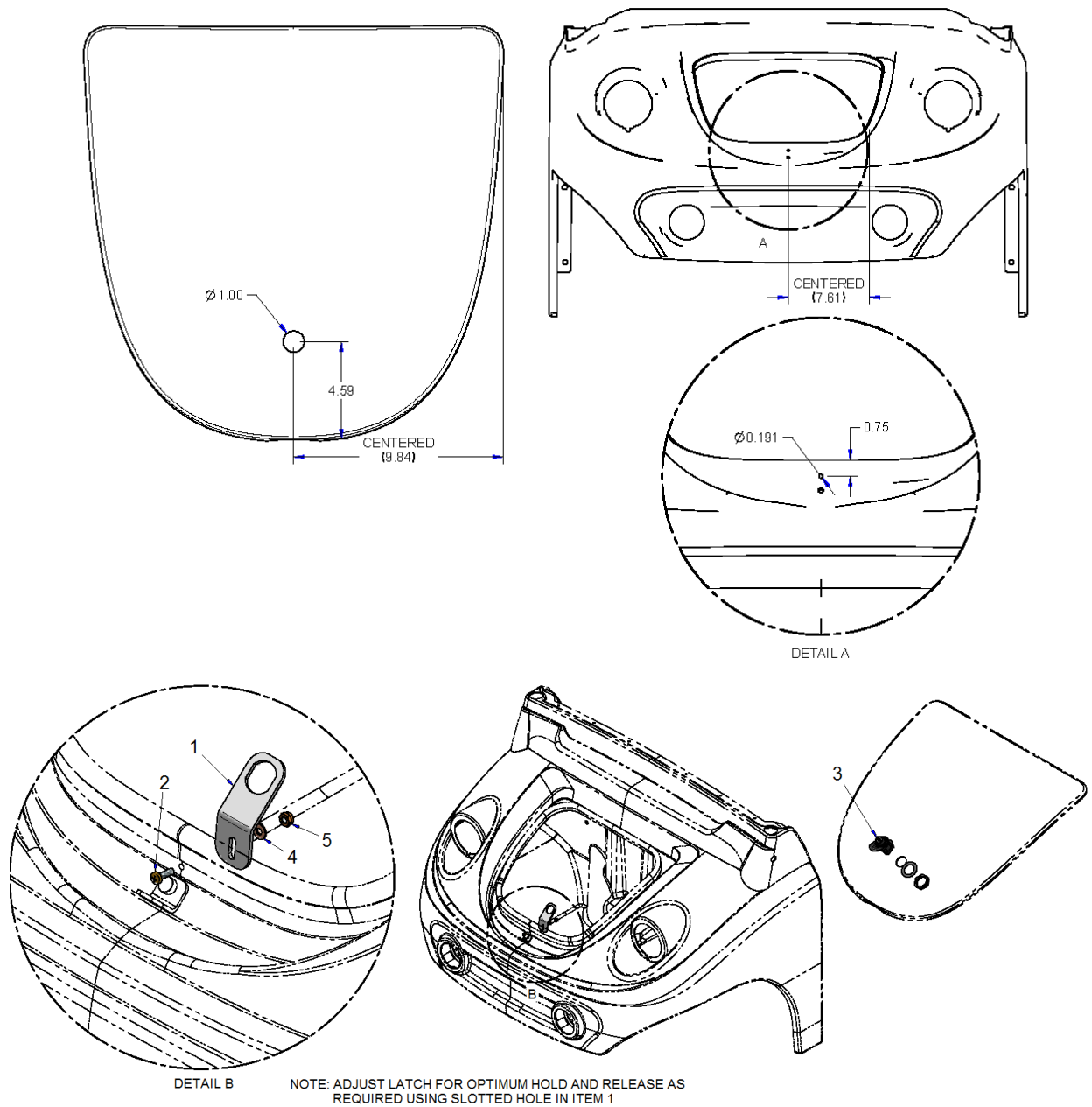
* SPECIAL ORDER

** NOT SHOWN

NOTE: This kit also contains 12V Harness 48V Harness Knobs & Switches

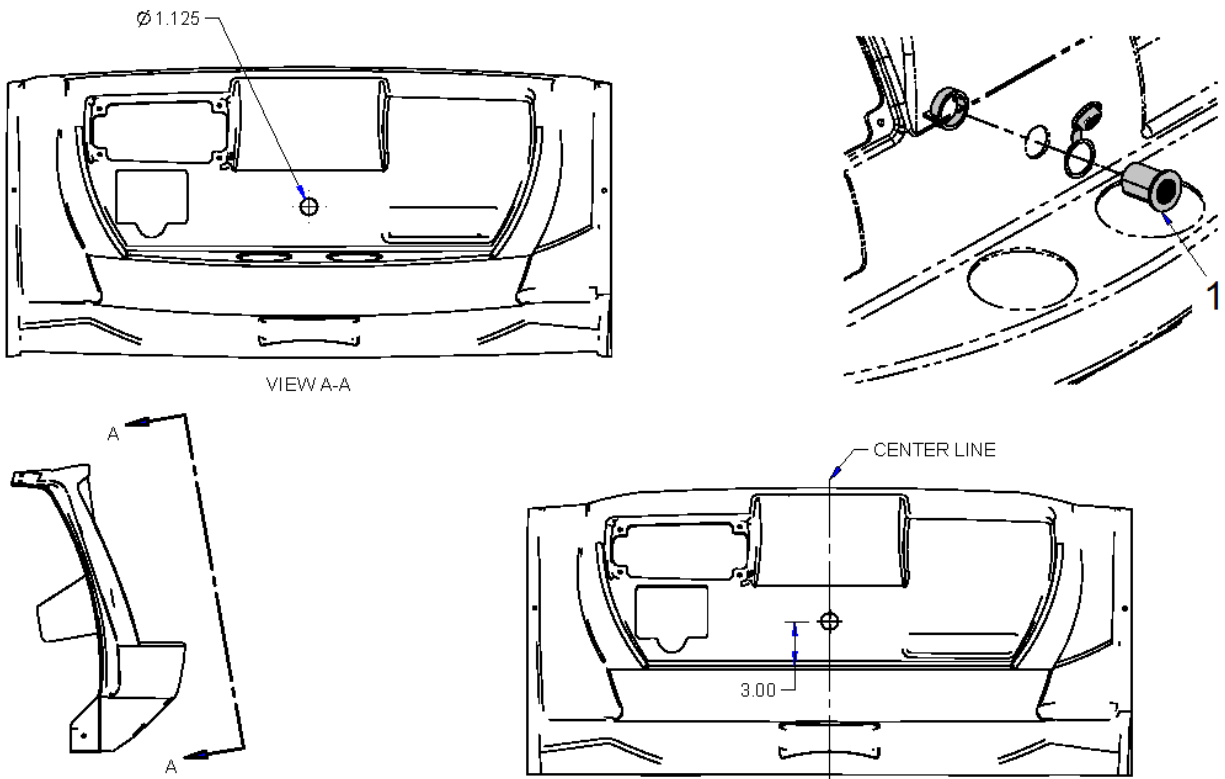


HOOD LOCKING LATCH – P5



ITEM	CPC P/N	DESCRIPTION	QTY	SEATS P/N
1	64023-14	LOCKING LATCH	1	515986
2	2665	SCREW, 10-24X5/8 PHILLIPS	1	719584
3	50407-93	PUSH TO CLOSE LATCH	1	719723
4	6716	WASHER, #10, SAE FW	1	719812
5	7624	NUT 10-24 GR A, NM NYLOCK	1	719870
-	64024-14	KIT, HOOD LOCKING LATCH (Includes above)	1	192771U

12V POWER OUTLET



- INSTRUCTIONS:
- 1) DRILL 1-1/8" HOLE AS SHOWN
 - 2) INSTALL RECEPTACLE IN DASH
 - 3) CONNECT CIRCUIT #84 WIRE FROM 12V HARNESS ALREADY ON THE VEHICLE TO THE POS TERMINAL.
 - 4) CONNECT CIRCUIT #85 WIRE TO THE NEG TERMINAL.

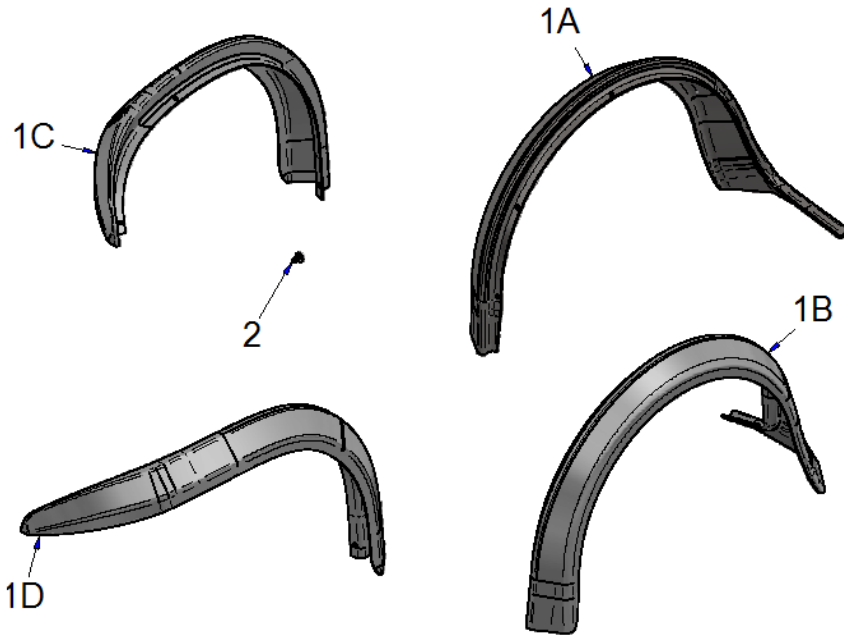
ITEM	CPC P/N	DESCRIPTION	QTY	SEATS P/N
1	66030-03	12V COVERED RECEPTACLE	1	719342

SLIDE & ROLL UP ENCLOSURES – P5

ITEM	CPC P/N	SLIDE DESCRIPTION	QTY	SEATS P/N
1	90671-14	65" BEIGE	1	761047
2	90673-14	65" CHAR	1	761035
3	90675-14	83" BEIGE	1	761048
4	90677-14	83" CHAR	1	761034

ITEM	CPC P/N	ROLL UP DESCRIPTION	QTY	SEATS P/N
1	90670-14	65" BEIGE	1	761049
2	90672-14	65" CHAR	1	761033
3	90674-14	83" BEIGE	1	761050
4	90676-14	83" CHAR	1	761031

FENDER FLARE KIT– P5



ITEM	CPC P/N	DESCRIPTION	QTY	SI P/N
1A	*	FENDER FLARE, REAR RIGHT HAND, 21	1	*
1B	*	FENDER FLARE, REAR LEFT HAND, 21	1	*
1C	*	FENDER FLARE, FRONT RIGHT HAND, 21	1	*
1D	*	FENDER FLARE, FRONT LEFT HAND, 21	1	*
2	8200	TRIM PANEL RETAINER	20	719926

* Only available as a Kit 91028-14 which includes above items.

THIS PAGE LEFT INTENTIONALLY BLANK



Columbia ParCar Corp.

1115 Commercial Avenue • Reedsburg, WI 53959
Phone: (608) 524-8888 • (800) 222-4653 • Web: www.parcars.com